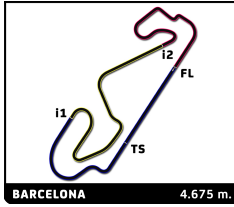




Circuit de Barcelona CATALUNYA



FIA FORMULA 2 CHAMPIONSHIP BARCELONA TEST 23-25 APRIL 2021

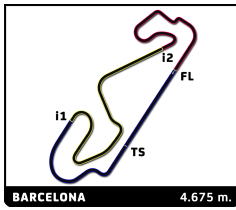
Day 2 - Morning session

Sector Analysis

_ Invalidated Lap							■ Personal Best		■ Session Best		■ Crossing the pit lane			
Lap	Time	Sector 1	Sector 2	Sector 3	T.Sp	Elapsed	Lap	Time	Sector 1	Sector 2	Sector 3	T.Sp	Elapsed	
2	1:44.443	31.076	39.497	33.870	238.9	11:18.383	12	1:44.618	28.588	40.972	35.058	302.8	46:04.347	
3	1:31.379	26.046	34.502	30.831	297.0	12:49.762	13	1:45.648	27.862	39.624	38.162	302.8	47:49.995	
4	1:46.501	32.858	40.649	32.994	241.6	14:36.263	14	1:30.189	25.343	34.214	30.632	306.3	49:20.184	
5	1:30.549	25.538	34.459	30.552	300.3	16:06.812	15	1:46.543 B	29.283	38.771	38.489	291.5	51:06.727	
6	1:50.819 B	29.635	41.060	40.124	301.2	17:57.631	16	18:28.644	...	43.404	37.747	152.7	1:09:35.371	
7	8:03.249	6:43.922	43.210	36.117	133.9	26:00.880	17	1:43.349	30.188	39.170	33.991	267.8	1:11:18.720	
8	2:03.024 B	30.924	41.134	50.966	241.1	28:03.904	18	1:37.270	28.043	37.129	32.098	247.7	1:12:55.990	
9	11:04.478	9:45.004	42.066	37.408	136.1	39:08.382	19	1:29.012	25.010	33.943	30.059	302.0	1:14:25.002	
10	1:41.967	29.963	38.700	33.304	244.9	40:50.349	20	1:48.720	30.306	42.300	36.114	297.9	1:16:13.722	
11	1:38.995	27.522	39.375	32.098	304.5	42:29.344	21	1:29.645	25.149	34.094	30.402	301.2	1:17:43.367	
12	1:29.573	25.201	34.132	30.240	302.8	43:58.917	22	1:57.418 B	29.034	43.895	44.489	299.5	1:19:40.785	
13	1:54.712	32.288	43.107	39.317	308.0	45:53.629	23	:03:22.249	...	41.913	33.747	158.3	2:23:03.034	
14	1:29.615	25.263	34.107	30.245	302.8	47:23.244	24	1:41.140	27.888	37.534	35.718	298.7	2:24:44.174	
15	1:49.917 B	29.940	40.268	39.709	299.5	49:13.161	25	1:31.568	25.867	34.853	30.848	300.3	2:26:15.742	
16	20:36.667	...	43.888	37.531	80.1	1:09:49.828	26	1:55.401 B	30.954	42.641	41.806	302.8	2:28:11.143	
17	1:44.561	32.483	40.195	31.883	243.8	1:11:34.389	27	12:47.023	...	42.828	37.105	165.5	2:40:58.166	
18	1:28.544	25.185	33.589	29.770	302.0	1:13:02.933	28	1:46.255	27.648	36.258	42.349	284.6	2:42:44.421	
19	1:45.402	30.432	40.616	34.354	301.2	1:14:48.335	29	1:31.706	25.850	35.078	30.778	298.7	2:44:16.127	
20	1:28.828	24.975	33.718	30.135	303.7	1:16:17.163	30	1:42.947 B	28.095	36.628	38.224	298.7	2:45:59.074	
21	1:56.333 B	29.986	42.928	43.419	303.7	1:18:13.496	31	7:40.728	6:24.206	37.892	38.630	216.6	2:53:39.802	
22	:02:27.960 B	...	46.632	41.659	161.5	2:20:41.456	32	1:44.441	25.818	36.600	42.023	296.2	2:55:24.243	
23	4:55.617 B	3:34.962	40.495	40.160	175.4	2:25:37.073	33	1:32.614	25.962	35.193	31.459	300.3	2:56:56.857	
24	2:21.303	1:09.525	37.981	33.797	202.8	2:27:58.376	34	1:51.912 B	29.567	43.506	38.839	298.7	2:58:48.769	
25	1:36.218	27.135	36.840	32.243	288.4	2:29:34.594	6 Jehan DARUVALA IND							
26	1:35.449	27.119	36.491	31.839	289.1	2:31:10.043	Carlin							
27	1:35.278	27.167	36.179	31.932	288.4	2:32:45.321	1	14:04.042	...	51.431	38.904	113.8	14:04.042	
28	1:34.425	26.922	35.875	31.628	286.9	2:34:19.746	2	1:43.099	29.996	39.779	33.324	274.5	15:47.141	
29	1:34.867	26.911	36.031	31.925	288.4	2:35:54.613	3	1:40.903	27.632	41.427	31.844	273.9	17:28.044	
30	1:35.283	26.969	36.311	32.003	288.4	2:37:29.896	4	1:30.851	25.633	34.623	30.595	301.2	18:58.895	
31	1:35.673	27.087	36.440	32.146	287.6	2:39:05.569	5	1:42.165	29.901	39.488	32.776	268.4	20:41.060	
32	1:35.604	27.114	36.396	32.094	288.4	2:40:41.173	6	1:29.878	25.409	34.242	30.227	302.0	22:10.938	
33	1:35.999	27.166	36.561	32.272	287.6	2:42:17.172	7	2:01.688 B	31.913	43.661	46.114	299.5	24:12.626	
34	1:36.218	27.228	36.590	32.400	287.6	2:43:53.390	8	15:25.241	...	47.669	38.293	118.0	39:37.867	
35	1:35.921	27.069	36.483	32.369	288.4	2:45:29.311	9	1:41.437	29.338	39.008	33.091	271.8	41:19.304	
36	1:36.365	27.189	36.674	32.502	288.4	2:47:05.676	10	1:37.847	27.285	36.316	34.246	279.5	42:57.151	
37	1:36.205	27.204	36.511	32.490	288.4	2:48:41.881	11	1:37.886	27.779	38.305	31.802	304.5	44:35.037	
38	1:35.900	27.067	36.426	32.407	287.6	2:50:17.781	12	1:40.318	29.601	38.237	32.480	302.8	46:15.355	
39	1:36.174	27.172	36.491	32.511	285.4	2:51:53.955	13	1:30.387	25.331	34.479	30.577	302.8	47:45.742	
40	1:36.601	27.239	36.721	32.641	286.1	2:53:30.556	14	2:01.028 B	35.163	43.784	42.081	228.9	49:46.770	
41	1:36.331	27.148	36.686	32.497	289.9	2:55:06.887	15	19:33.343	...	44.414	36.272	129.0	1:09:20.113	
42	1:36.641	27.248	36.682	32.711	286.9	2:56:43.528	16	1:38.275	28.356	37.238	32.681	270.4	1:10:58.388	
43	1:37.078	27.475	36.825	32.778	285.4	2:58:20.606	17	1:28.884	25.243	33.786	29.855	299.5	1:12:27.272	
44	1:37.546	27.397	37.132	33.017	286.1	2:59:58.152	18	1:54.663	32.108	44.424	38.131	302.8	1:14:21.935	
45	1:37.703	27.857	36.656	33.190	286.1	3:01:35.855	19	1:29.336	25.148	33.999	30.189	302.0	1:15:51.271	
5 Dan TICKTUM GBR							20 2:07.681 B 31.191 45.452 51.038 296.2 1:17:58.952							
Carlin							21 :05:03.098 ... 42.021 33.490 130.5 2:23:02.050							
1	13:33.468	...	48.551	37.888	131.0	13:33.468	22	1:38.348	27.779	37.883	32.686	280.2	2:24:40.398	
2	1:47.001	30.284	41.540	35.177	286.1	15:20.469	23	1:32.073	25.916	35.077	31.080	297.9	2:26:12.471	
3	1:44.290	28.236	41.971	34.083	294.6	17:04.759	24	1:57.002 B	33.303	42.484	41.215	283.1	2:28:09.473	
4	1:30.711	25.547	34.703	30.461	301.2	18:35.470	25	13:14.411	...	45.270	38.811	135.9	2:41:23.884	
5	1:47.308	29.526	42.145	35.637	302.8	20:22.778	26	1:38.358	28.345	37.416	32.597	260.1	2:43:02.242	
6	1:29.921	25.353	34.340	30.228	302.8	21:52.699	27	1:31.633	25.791	34.966	30.876	298.7	2:44:33.875	
7	1:53.216 B	28.459	41.040	43.717	302.0	23:45.915	28	1:54.344 B	34.314	37.081	42.949	273.2	2:46:28.219	
8	15:28.864	...	44.205	36.194	135.4	39:14.779	29	6:59.770	5:49.205	37.819	32.746	169.3	2:53:27.989	
9	1:42.253	29.156	39.000	34.097	279.5	40:57.032	30	1:53.054	32.127	46.370	34.557	295.4	2:55:21.043	
10	1:39.249	28.181	37.318	33.750	275.9	42:36.281	31	1:32.110	25.932	35.111	31.067	297.0	2:56:53.153	
11	1:43.448	25.159	38.213	40.076	302.0	44:19.729	32	1:52.969 B	31.858	41.167	39.944	286.9	2:58:46.122	



Circuit de Barcelona CATALUNYA

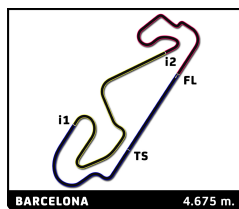


FIA FORMULA2 CHAMPIONSHIP BARCELONA TEST 23-25 APRIL 2021 Day 2 - Morning session

Sector Analysis

— Invalidated Lap ■ Personal Best ■ Session Best B Crossing the pit lane

Lap	Time	Sector 1	Sector 2	Sector 3	T.Sp	Elapsed	Lap	Time	Sector 1	Sector 2	Sector 3	T.Sp	Elapsed
7	Liam LAWSON					NZL	12	10:36.500	9:23.258	38.756	34.486	180.6	38:55.496
	Hitech Grand Prix						13	1:40.472	28.890	37.666	33.916	252.3	40:35.968
1	4:40.778	3:07.452	51.594	41.732	126.6	4:40.778	14	1:29.306	25.255	33.850	30.201	302.0	42:05.274
2	1:55.791	33.868	43.075	38.848	224.2	6:36.569	15	1:49.346	31.847	43.809	33.690	302.0	43:54.620
3	1:47.512	31.513	41.646	34.353	258.2	8:24.081	16	1:29.062	25.095	33.874	30.093	300.3	45:23.682
4	1:30.813	25.796	34.527	30.490	299.5	9:54.894	17	1:49.726 B	29.095	38.787	41.844	302.0	47:13.408
5	1:57.372	35.659	46.824	34.889	229.9	11:52.266	18	10:20.589 B	8:43.244	48.977	48.368	118.0	57:33.997
6	1:30.135	25.388	34.279	30.468	301.2	13:22.401	19	10:49.526	9:33.377	41.374	34.775	162.8	1:08:23.523
7	2:08.227 B	35.839	44.693	47.695	214.4	15:30.628	20	1:49.197	29.524	40.106	39.567	250.5	1:10:12.720
8	9:55.659	8:27.559	48.601	39.499	123.8	25:26.287	21	1:50.032	30.503	41.058	38.471	297.9	1:12:02.752
9	1:50.887	32.586	41.702	36.599	265.2	27:17.174	22	1:29.049	25.115	33.769	30.165	300.3	1:13:31.801
10	2:27.340 B	36.434	59.123	51.783	242.1	29:44.514	23	2:09.531	35.667	56.155	37.709	271.1	1:15:41.332
11	9:38.119	8:18.921	42.382	36.816	141.6	39:22.633	24	1:50.750	30.685	42.845	37.220	302.0	1:17:32.082
12	1:47.267	31.264	40.669	35.334	244.9	41:09.900	25	1:28.872	25.016	33.764	30.092	303.7	1:19:00.954
13	1:43.690	28.097	39.543	36.050	301.2	42:53.590	26	1:50.390 B	30.159	41.136	39.095	304.5	1:20:51.344
14	1:29.818	25.298	34.308	30.212	302.0	44:23.408	27	49:45.134 B	...	45.546	39.608	144.8	2:10:36.478
15	2:02.621	36.597	46.723	39.301	224.2	46:26.029	28	2:30.135	1:12.214	41.539	36.382	125.0	2:13:06.613
16	1:29.662	25.346	34.046	30.270	302.8	47:55.691	29	1:36.043	27.395	36.360	32.288	283.1	2:14:42.656
17	2:08.318 B	36.153	48.559	43.606	239.5	50:04.009	30	1:34.574	26.796	35.840	31.938	281.7	2:16:17.230
18	39:51.746	...	45.289	36.857	136.2	1:29:55.755	31	1:33.845	26.606	35.569	31.670	283.9	2:17:51.075
19	1:45.884	31.487	39.829	34.568	246.5	1:31:41.639	32	1:34.257	26.588	35.603	32.066	284.6	2:19:25.332
20	1:44.182	30.943	40.005	33.234	243.8	1:33:25.821	33	1:33.809	26.574	35.597	31.638	284.6	2:20:59.141
21	1:28.849	25.173	33.675	30.001	297.0	1:34:54.670	34	1:33.986	26.509	35.735	31.742	286.9	2:22:33.127
22	2:03.429	37.927	50.155	35.347	225.1	1:36:58.099	35	1:34.023	26.485	35.794	31.744	287.6	2:24:07.150
23	1:28.810	25.226	33.695	29.889	296.2	1:38:26.909	36	1:34.078	26.532	35.657	31.889	286.9	2:25:41.228
24	2:15.392 B	41.690	49.108	44.594	188.4	1:40:42.301	37	1:34.260	26.560	35.789	31.911	286.1	2:27:15.488
25	55:07.250 B	...	43.451	47.454	148.3	2:35:49.551	38	1:34.684	26.722	35.912	32.050	287.6	2:28:50.172
26	2:19.051	1:05.812	37.044	36.195	199.1	2:38:08.602	39	1:34.779	26.638	36.075	32.066	288.4	2:30:24.951
27	1:35.127	27.058	36.020	32.049	286.1	2:39:43.729	40	1:34.792	26.726	35.899	32.167	286.1	2:31:59.743
28	1:34.767	26.774	35.908	32.085	286.9	2:41:18.496	41	1:35.049	26.756	36.068	32.225	286.1	2:33:34.792
29	1:34.727	26.843	35.942	31.942	286.9	2:42:53.223	42	1:34.868	26.719	36.022	32.127	286.1	2:35:09.660
30	1:34.743	26.767	35.827	32.149	289.1	2:44:27.966	43	1:34.764	26.747	35.958	32.059	285.4	2:36:44.424
31	1:35.934	26.599	36.752	32.583	303.7	2:46:03.900	44	1:35.012	26.660	36.035	32.317	286.1	2:38:19.436
32	1:34.888	26.615	36.173	32.100	305.4	2:47:38.788	45	1:34.927	26.764	36.072	32.091	286.1	2:39:54.363
33	1:34.957	26.912	35.982	32.063	286.9	2:49:13.745	46	1:34.862	26.727	36.031	32.104	286.1	2:41:29.225
34	1:35.099	26.910	36.050	32.139	285.4	2:50:48.844	47	1:35.268	26.728	36.116	32.424	287.6	2:43:04.493
35	1:35.101	26.938	36.183	31.980	284.6	2:52:23.945	48	1:35.654	26.900	36.257	32.497	291.5	2:44:40.147
36	1:35.548	26.922	36.395	32.231	284.6	2:53:59.493	49	1:35.653	26.965	36.217	32.471	288.4	2:46:15.800
37	1:35.003	26.915	36.052	32.036	284.6	2:55:34.496	50	1:35.937	26.893	36.717	32.327	291.5	2:47:51.737
38	1:35.049	26.988	36.096	31.965	287.6	2:57:09.545	51	1:35.780	26.905	36.178	32.697	286.1	2:49:27.517
39	1:35.372	26.915	36.263	32.194	286.1	2:58:44.917	52	1:36.028	27.001	36.445	32.582	284.6	2:51:03.545
40	1:35.645	27.004	36.231	32.410	284.6	3:00:20.562	53	1:51.542 B	30.508	42.557	38.477	283.1	2:52:55.087
8	Juri VIPS					EST	9	Christian LUNDGAARD					DNK
	Hitech Grand Prix							ART Grand Prix					
1	3:47.012	2:18.160	49.858	38.994	119.6	3:47.012	1	4:58.774	3:34.379	46.243	38.152	149.5	4:58.774
2	1:44.773	31.084	40.214	33.475	261.3	5:31.785	2	1:48.823	31.678	41.642	35.503	232.8	6:47.597
3	1:43.249	28.979	38.187	36.083	238.4	7:15.034	3	1:44.552	31.122	39.228	34.202	243.8	8:32.149
4	1:29.846	25.468	34.196	30.182	301.2	8:44.880	4	1:31.008	25.917	34.643	30.448	300.3	10:03.157
5	1:50.987	33.619	43.618	33.750	302.8	10:35.867	5	1:56.835	33.884	46.169	36.782	267.1	11:59.992
6	1:48.930	30.617	40.944	37.369	301.2	12:24.797	6	1:29.681	25.423	34.074	30.184	300.3	13:29.673
7	1:29.560	25.357	34.051	30.152	299.5	13:54.357	7	1:48.767	32.278	42.437	34.052	269.8	15:18.440
8	1:50.201 B	29.803	38.344	42.054	300.3	15:44.558	8	1:29.628	25.286	34.109	30.233	300.3	16:48.068
9	8:55.118	7:28.093	47.471	39.554	132.1	24:39.676	9	1:55.054 B	32.312	42.556	40.186	260.7	18:43.122
10	1:46.028	31.216	40.090	34.722	255.8	26:25.704	10	8:01.863	6:39.827	45.235	36.801	120.3	26:44.985
11	1:53.292 B	28.880	39.809	44.603	246.0	28:18.996	11	2:06.240 B	30.251	45.475	50.514	241.1	28:51.225
							12	10:22.470	9:05.293	40.656	36.521	153.8	39:13.695
							13	1:40.548	28.843	38.050	33.655	240.5	40:54.243



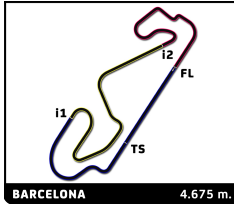
FIA FORMULA 2 CHAMPIONSHIP

BARCELONA TEST 23-25 APRIL 2021

Day 2 - Morning session

Sector Analysis

_ Invalidated Lap							■ Personal Best		■ Session Best		■ Crossing the pit lane								
Lap	Time	Sector 1	Sector 2	Sector 3	T.Sp	Elapsed	Lap	Time	Sector 1	Sector 2	Sector 3	T.Sp	Elapsed						
14	1:29.465	25.630	33.912	29.923	302.8	42:23.708	20	1:42.841	28.566	39.199	35.076	273.9	1:11:57.888						
15	1:53.531	32.090	43.022	38.419	259.5	44:17.239	21	1:28.766	25.131	33.623	30.012	302.0	1:13:26.654						
16	1:29.499	25.131	34.123	30.245	305.4	45:46.738	22	1:57.606	32.411	46.508	38.687	289.1	1:15:24.260						
17	1:54.046	30.674	46.903	36.469	275.2	47:40.784	23	1:49.756	25.225	45.574	38.957	299.5	1:17:14.016						
18	1:29.619	25.312	33.989	30.318	301.2	49:10.403	24	1:29.479	25.265	33.929	30.285	300.3	1:18:43.495						
19	2:01.373 B	33.394	45.070	42.909	223.7	51:11.776	25	1:59.159 B	31.946	42.524	44.689	295.4	1:20:42.654						
20	17:38.768	...	50.756	40.980	117.0	1:08:50.544	26	50:54.723	...	43.290	37.091	145.9	2:11:37.377						
21	1:43.236	29.873	39.426	33.937	241.6	1:10:33.780	27	1:55.148 B	30.783	39.154	45.211	281.7	2:13:32.525						
22	1:44.671	28.799	39.566	36.306	246.5	1:12:18.451	28	2:15.238	1:06.406	36.328	32.504	202.1	2:15:47.763						
23	1:33.967	24.848	33.640	35.479	302.0	1:13:52.418	29	1:34.761	26.913	36.042	31.806	286.9	2:17:22.524						
24	1:59.753	35.388	49.439	34.926	262.6	1:15:52.171	30	1:34.940	27.039	36.053	31.848	286.9	2:18:57.464						
25	1:28.805	25.016	33.705	30.084	306.3	1:17:20.976	31	1:34.487	26.793	35.887	31.807	288.4	2:20:31.951						
26	1:59.962 B	31.600	45.290	43.072	267.8	1:19:20.938	32	1:34.908	26.749	36.203	31.956	291.5	2:22:06.859						
27	53:41.413	...	42.707	37.509	150.4	2:13:02.351	33	1:35.871	26.768	36.427	32.676	291.5	2:23:42.730						
28	1:56.759 B	32.199	40.122	44.438	251.1	2:14:59.110	34	1:35.400	26.881	36.278	32.241	294.6	2:25:18.130						
29	2:11.070	1:02.743	36.492	31.835	202.1	2:17:10.180	35	1:35.196	26.744	36.274	32.178	295.4	2:26:53.326						
30	1:34.467	26.968	35.911	31.588	286.1	2:18:44.647	36	1:35.478	26.994	36.294	32.190	289.1	2:28:28.804						
31	1:35.287	27.054	36.223	32.010	286.9	2:20:19.934	37	1:35.554	26.949	36.313	32.292	289.9	2:30:04.358						
32	1:34.979	26.982	36.121	31.876	287.6	2:21:54.913	38	1:35.340	26.910	36.138	32.292	290.7	2:31:39.698						
33	1:34.794	26.888	36.001	31.905	287.6	2:23:29.707	39	1:35.411	27.050	36.304	32.057	289.1	2:33:15.109						
34	1:34.610	26.814	35.933	31.863	292.3	2:25:04.317	40	1:35.488	26.902	36.317	32.269	289.9	2:34:50.597						
35	1:35.044	27.042	36.021	31.981	288.4	2:26:39.361	41	1:36.053	27.135	36.561	32.357	289.9	2:36:26.650						
36	1:34.491	26.639	35.973	31.879	289.1	2:28:13.852	42	1:35.652	27.244	36.379	32.029	287.6	2:38:02.302						
37	1:34.956	26.843	36.057	32.056	289.1	2:29:48.808	43	1:35.495	26.980	36.402	32.113	288.4	2:39:37.797						
38	1:35.122	26.885	36.155	32.082	290.7	2:31:23.930	44	1:36.377	26.922	37.130	32.325	289.1	2:41:14.174						
39	1:35.562	27.038	36.367	32.157	291.5	2:32:59.492	45	1:35.946	27.042	36.479	32.425	287.6	2:42:50.120						
40	1:35.114	27.006	36.044	32.064	287.6	2:34:34.606	46	1:36.485	27.060	36.587	32.838	291.5	2:44:26.605						
41	1:35.136	26.998	36.083	32.055	288.4	2:36:09.742	47	1:36.898	27.138	37.016	32.744	289.9	2:46:03.503						
42	1:35.184	26.924	36.178	32.082	288.4	2:37:44.926	48	1:59.901 B	32.699	45.025	42.177	257.6	2:48:03.404						
43	1:35.569	27.044	36.269	32.256	288.4	2:39:20.495	<div style="border: 1px solid black; padding: 5px;"> 11 Richard VERSCHOOR NLD MP Motorsport </div>						1	2:18.890	54.535	47.484	36.871	130.7	2:18.890
44	1:35.903	26.996	36.380	32.527	288.4	2:40:56.398							2	1:46.824	31.575	41.065	34.184	239.5	4:05.714
45	1:36.717	27.117	36.777	32.823	287.6	2:42:33.115							3	1:32.275	26.594	34.964	30.717	297.9	5:37.989
46	1:36.510	27.086	36.615	32.809	287.6	2:44:09.625							4	1:48.255 B	29.689	40.702	37.864	293.0	7:26.244
47	1:36.784	27.127	36.724	32.933	288.4	2:45:46.409							5	2:38.044 B	1:07.643	42.298	48.103	192.8	10:04.288
48	1:36.562	27.132	36.684	32.746	289.1	2:47:22.971							6	7:37.551	5:36.040	1:21.643	39.868	125.1	17:41.839
49	1:44.843 B	30.042	37.641	37.160	286.1	2:49:07.814							7	1:42.424	29.763	39.181	33.480	263.2	19:24.263
<div style="border: 1px solid black; padding: 5px;"> 10 Theo POURCHAIRE FRA ART Grand Prix </div>													8	1:39.475	28.390	38.645	32.440	279.5	21:03.738
													9	1:29.963	25.469	34.266	30.228	302.0	22:33.701
													10	1:44.615	30.109	41.699	32.807	302.0	24:18.316
							11	1:29.681	25.314	34.205	30.162	300.3	25:47.997						
							12	10:10.425 B	30.049	7:21.146	2:19.230	286.9	35:58.422						
							13	18:17.402	...	47.773	37.357	131.6	54:15.824						
							14	1:42.974	29.746	39.600	33.628	266.5	55:58.798						
							15	2:07.827 B	32.041	46.779	49.007	258.2	58:06.625						
							16	10:13.465	8:56.259	40.074	37.132	148.9	1:08:20.090						
							17	1:49.836	29.537	39.906	40.393	255.8	1:10:09.926						
18	1:29.931	25.347	34.267	30.317	303.7	1:11:39.857													
19	1:46.011	30.954	42.482	32.575	294.6	1:13:25.868													
20	1:29.701	25.166	34.147	30.388	305.4	1:14:55.569													
21	1:54.733 B	30.734	41.373	42.626	280.2	1:16:50.302													
22	10:59.105	9:35.986	47.673	35.446	134.4	1:27:49.407													
23	1:40.589	29.589	37.973	33.027	242.1	1:29:29.996													
24	1:39.744	29.301	38.405	32.038	275.9	1:31:09.740													
25	1:28.280	25.036	33.590	29.654	300.3	1:32:38.020													
26	1:46.854	29.912	43.709	33.233	299.5	1:34:24.874													



FIA FORMULA2 CHAMPIONSHIP

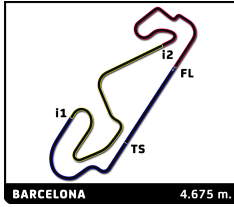
BARCELONA TEST 23-25 APRIL 2021

Day 2 - Morning session

Sector Analysis

— Invalidated Lap ■ Personal Best ■ Session Best ■ Crossing the pit lane

Lap	Time	Sector 1	Sector 2	Sector 3	T.Sp	Elapsed	Lap	Time	Sector 1	Sector 2	Sector 3	T.Sp	Elapsed
15	Guilherme SAMAIA					BRA	3	1:33.356	26.356	35.677	31.323	297.9	7:10.001
	Charouz Racing System						4	1:58.984	31.550	47.079	40.355	300.3	9:08.985
1	5:17.500	3:55.042	45.090	37.368	135.4	5:17.500	5	1:31.064	25.848	34.630	30.586	300.3	10:40.049
2	1:44.933	29.468	39.897	35.568	267.1	7:02.433	6	1:53.193 B	30.498	42.877	39.818	302.0	12:33.242
3	1:39.041	28.529	37.488	33.024	293.8	8:41.474	7	11:20.704	9:56.907	45.818	37.979	138.3	23:53.946
4	1:32.175	26.178	35.232	30.765	299.5	10:13.649	8	1:53.257	31.107	43.950	38.200	265.2	25:47.203
5	1:50.729 B	27.716	38.959	44.054	298.7	12:04.378	9	2:00.636 B	28.245	41.960	50.431	299.5	27:47.839
6	6:56.975	5:35.889	44.252	36.834	130.7	19:01.353	10	11:08.303	9:52.988	39.610	35.705	158.0	38:56.142
7	1:46.535	30.276	41.441	34.818	272.5	20:47.888	11	1:43.556	27.750	41.104	34.702	299.5	40:39.698
8	1:41.609	27.593	40.455	33.561	270.4	22:29.497	12	1:30.088	25.335	34.361	30.392	302.8	42:09.786
9	1:30.842	25.690	34.583	30.569	298.7	24:00.339	13	1:48.034	31.313	42.735	33.986	302.8	43:57.820
10	1:42.079	29.474	38.978	33.627	269.1	25:42.418	14	1:39.333 B	25.256	34.489	39.588	303.7	45:37.153
11	1:30.811	25.591	34.673	30.547	299.5	27:13.229	15	38:13.885	...	43.397	36.461	135.9	1:23:51.038
12	2:13.893 B	31.915	46.806	55.172	293.0	29:27.122	16	1:41.514	28.970	39.009	33.535	273.9	1:25:32.552
13	9:52.023	8:31.677	43.290	37.056	138.5	39:19.145	17	1:30.210	25.488	34.313	30.409	297.0	1:27:02.762
14	1:45.315	30.263	40.212	34.840	278.1	41:04.460	18	2:02.397	32.936	49.430	40.031	298.7	1:29:05.159
15	1:43.447	28.128	40.985	34.334	293.8	42:47.907	19	1:29.628	25.328	34.026	30.274	297.0	1:30:34.787
16	1:35.795	25.314	34.550	35.931	302.0	44:23.702	20	1:51.415 B	32.358	40.145	38.912	266.5	1:32:26.202
17	2:04.730	38.541	47.788	38.401	222.3	46:28.432	21	9:48.254	8:26.307	44.399	37.548	129.9	1:42:14.456
18	1:30.429	25.618	34.545	30.266	304.5	47:58.861	22	1:42.004	29.089	38.266	34.649	273.9	1:43:56.460
19	1:59.467 B	31.593	42.587	45.287	283.9	49:58.328	23	1:48.326	30.028	41.383	36.915	293.8	1:45:44.786
20	18:29.709	...	42.258	39.381	135.9	1:08:28.037	24	1:28.698	25.153	33.689	29.856	297.9	1:47:13.484
21	1:51.334	32.687	41.334	37.313	227.9	1:10:19.371	25	2:02.942	33.730	49.273	39.939	269.8	1:49:16.426
22	1:46.301	27.823	42.080	36.398	294.6	1:12:05.672	26	1:28.980	25.190	33.803	29.987	297.0	1:50:45.406
23	1:41.978	26.259	43.546	32.173	308.0	1:13:47.650	27	1:56.339 B	31.305	42.605	42.429	284.6	1:52:41.745
24	1:30.246	25.329	34.309	30.608	299.5	1:15:17.896	28	21:11.958	...	43.324	35.986	163.2	2:13:53.703
25	1:59.521	29.818	50.584	39.119	292.3	1:17:17.417	29	1:38.283	28.487	36.889	32.907	280.9	2:15:31.986
26	1:30.125	25.313	34.464	30.348	302.8	1:18:47.542	30	1:42.023 B	27.417	35.728	38.878	282.4	2:17:14.009
27	2:01.452 B	30.371	43.682	47.399	278.1	1:20:48.994	31	5:39.454	4:31.639	36.123	31.692	207.5	2:22:53.463
28	57:29.628	...	42.693	37.472	153.1	2:18:18.622	32	1:39.608 B	27.216	35.013	37.379	285.4	2:24:33.071
29	1:43.304	29.341	40.089	33.874	280.9	2:20:01.926	33	4:51.594	3:41.277	37.748	32.569	134.9	2:29:24.665
30	1:33.844	26.529	35.925	31.390	302.0	2:21:35.770	34	1:39.114 B	26.303	35.793	37.018	300.3	2:31:03.779
31	1:34.124	26.437	35.989	31.698	302.0	2:23:09.894	35	9:11.329 B	7:52.110	39.156	40.063	190.1	2:40:15.108
32	1:35.391	26.132	35.848	33.411	304.5	2:24:45.285	36	4:20.394 B	2:58.355	37.559	44.480	200.2	2:44:35.502
33	1:34.592	26.633	36.095	31.864	308.9	2:26:19.877							
34	1:33.573	26.226	35.713	31.634	305.4	2:27:53.450	17	Marcus ARMSTRONG					NZL
35	1:34.326	26.345	36.039	31.942	304.5	2:29:27.776		DAMS					
36	1:34.095	26.277	35.936	31.882	307.1	2:31:01.871	1	2:17.194 B	49.355	44.107	43.732	133.1	2:17.194
37	1:34.018	26.366	35.831	31.821	303.7	2:32:35.889	2	5:50.530	4:26.445	44.384	39.701	130.7	8:07.724
38	1:43.683 B	26.451	36.292	40.940	304.5	2:34:19.572	3	1:46.212	29.788	40.496	35.928	258.2	9:53.936
39	10:46.981	9:30.802	42.135	34.044	192.1	2:45:06.553	4	1:49.063	31.327	42.111	35.625	275.9	11:42.999
40	1:35.940	27.145	36.586	32.209	299.5	2:46:42.493	5	1:30.724	25.707	34.623	30.394	303.7	13:13.723
41	1:35.467	26.527	36.621	32.319	302.0	2:48:17.960	6	1:51.020	32.098	43.696	35.226	295.4	15:04.743
42	1:35.195	26.635	36.316	32.244	302.0	2:49:53.155	7	1:29.751	25.337	34.234	30.180	300.3	16:34.494
43	1:35.298	26.525	36.523	32.250	301.2	2:51:28.453	8	1:48.498 B	29.329	40.692	38.477	304.5	18:22.992
44	1:35.410	26.578	36.525	32.307	299.5	2:53:03.863	9	6:18.238	4:51.315	47.065	39.858	129.0	24:41.230
45	1:35.693	26.766	36.501	32.426	301.2	2:54:39.556	10	1:48.402	30.450	41.626	36.326	254.6	26:29.632
46	1:39.428	26.787	38.666	33.975	301.2	2:56:18.984	11	2:04.397 B	32.869	42.950	48.578	269.8	28:34.029
47	1:35.802	26.685	36.603	32.514	300.3	2:57:54.786	12	11:35.709	...	44.020	36.541	155.5	40:09.738
48	1:35.578	26.638	36.555	32.385	299.5	2:59:30.364	13	1:41.385	29.304	39.586	32.495	265.2	41:51.123
49	1:59.397 B	30.641	41.661	47.095	269.1	3:01:29.761	14	1:33.491	25.305	34.181	34.005	300.3	43:24.614
16	Roy NISSANY					ISR	15	1:43.578	29.459	40.082	34.037	297.9	45:08.192
	DAMS						16	1:29.286	25.141	34.064	30.081	301.2	46:37.478
1	3:47.950	2:23.666	45.972	38.312	145.0	3:47.950	17	1:53.841 B	30.858	43.400	39.583	291.5	48:31.319
2	1:48.695	31.345	42.069	35.281	267.8	5:36.645	18	20:51.275	...	43.833	35.402	133.4	1:09:22.594
							19	1:42.604	29.663	37.740	35.201	269.8	1:11:05.198
							20	1:41.498	28.677	40.090	32.731	298.7	1:12:46.696
							21	1:28.670	25.172	33.685	29.813	299.5	1:14:15.366



FIA FORMULA2 CHAMPIONSHIP

BARCELONA TEST 23-25 APRIL 2021

Day 2 - Morning session

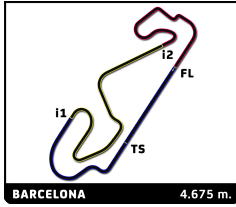
Sector Analysis

— Invalidated Lap ■ Personal Best ■ Session Best ■ Crossing the pit lane

Lap	Time	Sector 1	Sector 2	Sector 3	T.Spd	Elapsed	Lap	Time	Sector 1	Sector 2	Sector 3	T.Spd	Elapsed
22	1:48.671	32.290	41.497	34.884	286.1	1:16:04.037	1	4:00.589	2:33.148	47.834	39.607	139.9	4:00.589
23	1:29.367	24.981	34.102	30.284	301.2	1:17:33.404	2	1:48.957	32.175	39.954	36.828	230.8	5:49.546
24	1:52.010	30.632	41.214	40.164	293.0	1:19:25.414	3	1:41.441	29.803	37.909	33.729	257.6	7:30.987
25	25:42.206	...	40.344	42.368	143.8	1:45:07.620	4	1:30.794	25.794	34.545	30.455	302.0	9:01.781
26	4:20.003	2:51.637	42.699	45.667	150.2	1:49:27.623	5	1:47.445	31.190	42.559	33.696	302.8	10:49.226
27	4:26.995	3:00.954	42.584	43.457	155.5	1:53:54.618	6	1:40.293	25.380	34.504	40.409	302.0	12:29.519
28	4:16.979	2:50.815	42.458	43.706	163.5	1:58:11.597	7	11:04.680	9:37.601	47.526	39.553	115.0	23:34.199
29	4:05.909	2:41.973	41.470	42.466	163.0	2:02:17.506	8	1:43.898	30.111	39.734	34.053	266.5	25:18.097
30	4:19.017	2:54.868	42.140	42.009	161.3	2:06:36.523	9	1:42.312	31.331	38.732	32.249	272.5	27:00.409
31	3:58.994	2:38.986	39.924	40.084	153.1	2:10:35.517	10	1:55.932	27.992	44.616	43.324	302.0	28:56.341
32	9:10.090	7:38.252	47.491	44.347	157.8	2:19:45.607	11	9:56.061	8:42.465	39.707	33.889	168.0	38:52.402
33	3:43.298	2:22.983	39.548	40.767	147.3	2:23:28.905	12	1:39.299	29.313	37.841	32.145	236.9	40:31.701
34	4:23.239	2:53.959	44.973	44.307	164.2	2:27:52.144	13	1:29.291	25.164	33.955	30.172	301.2	42:00.992
35	3:51.203	2:15.908	51.633	43.662	157.3	2:31:43.347	14	1:45.385	30.388	42.143	32.854	301.2	43:46.377
20 Gianluca PETECOF BRA							Campos Racing						
1	10:30.900	9:00.332	50.686	39.882	141.0	10:30.900	15	1:29.380	25.062	33.961	30.357	300.3	45:15.757
2	2:01.782	40.184	45.444	36.154	165.7	12:32.682	16	1:44.066	28.780	37.999	37.287	300.3	46:59.823
3	1:44.933	31.219	40.511	33.203	254.6	14:17.615	17	6:33.363	5:13.909	43.723	35.731	144.8	53:33.186
4	1:31.808	26.044	34.965	30.799	298.7	15:49.423	18	1:43.493	30.008	39.488	33.997	255.8	55:16.679
5	1:47.065	31.318	42.294	33.453	278.8	17:36.488	19	1:53.863	29.602	39.521	44.740	232.3	57:10.542
6	1:30.994	25.740	34.629	30.625	300.3	19:07.482	20	11:01.524	9:43.511	42.426	35.587	187.1	1:08:12.066
7	1:57.647	29.863	44.577	43.207	271.8	21:05.129	21	1:42.748	30.050	40.434	32.264	218.8	1:09:54.814
8	8:26.721	6:42.409	53.021	51.291	129.7	29:31.850	22	1:28.938	24.990	33.807	30.141	301.2	1:11:23.752
9	10:40.257	9:15.564	45.999	38.694	164.5	40:12.107	23	1:48.056	32.967	42.390	32.699	253.4	1:13:11.808
10	2:04.946	32.317	42.341	50.288	232.3	42:17.053	24	1:28.951	24.881	33.825	30.245	301.2	1:14:40.759
11	1:56.683	33.359	44.211	39.113	240.5	44:13.736	25	1:49.297	27.846	41.258	40.193	300.3	1:16:30.056
12	1:30.634	25.739	34.470	30.425	303.7	45:44.370	26	44:06.173	...	48.624	38.615	137.3	2:00:36.229
13	1:59.934	35.623	45.948	38.363	257.0	47:44.304	27	1:51.012	32.433	40.594	37.985	220.5	2:02:27.241
14	1:30.172	25.500	34.333	30.339	300.3	49:14.476	28	1:40.951	30.511	38.670	31.770	217.9	2:04:08.192
15	2:00.908	31.493	45.393	44.022	281.7	51:15.384	29	1:28.474	24.980	33.663	29.831	296.2	2:05:36.666
16	18:21.122	...	45.716	41.214	136.8	1:09:36.506	30	1:50.328	33.744	42.907	33.677	278.8	2:07:26.994
17	1:56.525	32.739	41.517	42.269	225.6	1:11:33.031	31	1:28.935	25.035	33.850	30.050	297.0	2:08:55.929
18	1:47.571	31.254	39.856	36.461	251.7	1:13:20.602	32	2:01.792	32.923	44.559	44.310	254.0	2:10:57.721
19	1:28.929	25.104	33.903	29.922	302.0	1:14:49.531	22 Matteo NANNINI ITA						
20	1:45.719	30.569	42.670	32.480	279.5	1:16:35.250	HWA RACELAB						
21	1:28.973	24.994	33.930	30.049	300.3	1:18:04.223	1	2:37.527	1:08.557	49.009	39.961	132.3	2:37.527
22	1:50.395	28.948	39.618	41.829	293.8	1:19:54.618	2	1:56.346	32.377	40.878	43.091	275.2	4:33.873
23	44:52.106	...	48.894	37.272	149.8	2:04:46.724	3	14:29.356	...	44.496	38.768	125.4	19:03.229
24	1:47.434	32.286	41.565	33.583	217.4	2:06:34.158	4	1:48.403	32.137	41.065	35.201	236.9	20:51.632
25	1:31.417	25.870	34.870	30.677	295.4	2:08:05.575	5	1:45.161	30.632	39.288	35.241	247.7	22:36.793
26	1:51.144	32.293	44.578	34.273	273.9	2:09:56.719	6	1:55.190	26.298	35.237	53.655	302.0	24:31.983
27	1:31.427	25.825	34.892	30.710	295.4	2:11:28.146	7	2:02.331	50.535	37.982	33.814	191.7	26:34.314
28	1:52.528	31.225	40.439	40.864	249.9	2:13:20.674	8	1:49.901	26.478	38.075	45.348	300.3	28:24.215
29	8:02.146	6:39.594	45.173	37.379	150.4	2:21:22.820	9	28:41.052	...	46.338	50.989	111.4	57:05.267
30	1:56.027	34.970	42.847	38.210	241.6	2:23:18.847	10	11:12.268	9:55.740	41.240	35.288	148.5	1:08:17.535
31	1:30.606	25.475	34.480	30.651	301.2	2:24:49.453	11	1:46.863	30.778	38.967	37.118	236.3	1:10:04.398
32	1:54.818	33.122	45.589	36.107	217.9	2:26:44.271	12	1:31.880	26.024	34.988	30.868	299.5	1:11:36.278
33	1:47.088	25.580	34.728	46.780	302.8	2:28:31.359	13	1:47.204	29.344	39.860	38.000	271.8	1:13:23.482
34	8:37.715	7:12.131	42.134	43.450	162.3	2:37:09.074	14	1:31.293	25.739	34.544	31.010	302.8	1:14:54.775
35	2:22.423	1:06.236	38.278	37.909	187.8	2:39:31.497	15	1:53.058	30.898	40.453	41.707	285.4	1:16:47.833
36	2:12.154	58.840	36.162	37.152	201.7	2:41:43.651	16	23:55.774	...	43.153	35.851	149.1	1:40:43.607
37	2:09.374	57.025	36.436	35.913	202.1	2:43:53.025	17	1:46.056	31.615	40.363	34.078	217.0	1:42:29.663
21 Ralph BOSCHUNG CHE							Campos Racing						
1	1:48.458	32.117	40.553	35.788	227.4	1:58:11.456	18	1:31.503	25.920	34.982	30.601	296.2	1:44:01.166
2	1:47.663	28.405	38.966	40.292	298.7	1:49:08.695	19	1:48.728	30.458	42.995	35.275	297.9	1:45:49.894
3	7:14.303	5:51.778	45.208	37.317	141.4	1:56:22.998	20	1:31.138	25.770	34.722	30.646	298.7	1:47:21.032
4	1:48.458	32.117	40.553	35.788	227.4	1:58:11.456	21	1:47.663	28.405	38.966	40.292	298.7	1:49:08.695



Circuit de Barcelona CATALUNYA



FIA FORMULA2 CHAMPIONSHIP

BARCELONA TEST 23-25 APRIL 2021

Day 2 - Morning session

Sector Analysis

— Invalidated Lap ■ Personal Best ■ Session Best ■ Crossing the pit lane

Lap	Time	Sector 1	Sector 2	Sector 3	T.Spd	Elapsed	Lap	Time	Sector 1	Sector 2	Sector 3	T.Spd	Elapsed
24	1:43.958	31.007	39.338	33.613	252.8	1:59:55.414	22	7:37.267	6:16.830	43.065	37.372	157.1	1:24:11.444
25	1:39.126	25.800	39.792	33.534	294.6	2:01:34.540	23	1:48.571	30.781	41.799	35.991	251.1	1:26:00.015
26	1:30.855	25.555	34.734	30.566	297.9	2:03:05.395	24	1:40.088	28.607	38.272	33.209	273.9	1:27:40.103
27	1:53.949B	30.567	41.268	42.114	266.5	2:04:59.344	25	1:28.675	25.206	33.760	29.709	298.7	1:29:08.778

23 Alessio DELEDDA		ITA				
HWA RACELAB						
1	:54:11.177	...	43.802	36.541	120.5	1:54:11.177
2	1:48.213	31.762	38.113	38.338	221.9	1:55:59.390
3	1:34.467	26.834	35.952	31.681	292.3	1:57:33.857
4	1:51.647	31.506	46.244	33.897	256.4	1:59:25.504
5	1:52.741	26.451	44.649	41.641	294.6	2:01:18.245
6	1:33.786	26.484	35.614	31.688	295.4	2:02:52.031
7	1:48.133	33.392	40.786	33.955	249.9	2:04:40.164
8	1:33.245	26.322	35.446	31.477	296.2	2:06:13.409
9	1:47.573B	28.679	37.968	40.926	297.0	2:08:00.982
10	9:00.716	7:43.095	42.983	34.638	136.1	2:17:01.698
11	1:45.058	30.012	38.141	36.905	240.0	2:18:46.756
12	1:42.570	29.049	38.535	34.986	232.8	2:20:29.326
13	1:32.739	25.943	35.393	31.403	297.0	2:22:02.065
14	1:45.857	30.202	40.708	34.947	236.9	2:23:47.922
15	1:32.721	26.104	35.364	31.253	300.3	2:25:20.643
16	1:47.755	29.992	43.018	34.745	256.4	2:27:08.398
17	1:32.868	26.134	35.268	31.466	297.9	2:28:41.266
18	1:54.030B	30.301	40.360	43.369	260.1	2:30:35.296
19	12:01.022	...	43.323	37.944	135.1	2:42:36.318
20	1:44.508	29.784	39.955	34.769	240.5	2:44:20.826
21	1:51.505	28.806	47.647	35.052	254.0	2:46:12.331
22	1:49.517	26.284	43.220	40.013	297.9	2:48:01.848
23	1:39.567	26.226	35.865	37.476	297.9	2:49:41.415
24	1:53.952	36.393	44.243	33.316	228.9	2:51:35.367
25	1:33.661	26.243	35.706	31.712	297.0	2:53:09.028
26	1:50.337B	30.413	40.321	39.603	297.0	2:54:59.365

24 Bent VISCAAL		NLD				
Trident						
1	2:59.831	1:36.035	44.835	38.961	154.9	2:59.831
2	1:51.004	32.294	41.982	36.728	249.9	4:50.835
3	1:42.114	30.017	39.022	33.075	249.4	6:32.949
4	1:30.844	25.719	34.617	30.508	298.7	8:03.793
5	1:52.675	29.984	41.552	41.139	280.9	9:56.468
6	1:31.185	25.849	34.794	30.542	305.4	11:27.653
7	1:49.062B	28.732	40.185	40.145	301.2	13:16.715
8	14:38.083B	...	44.183	47.052	147.7	27:54.798
9	11:02.574	9:43.575	41.484	37.515	164.5	38:57.372
10	1:45.420	29.473	39.216	36.731	255.8	40:42.792
11	1:30.218	25.407	33.944	30.867	303.7	42:13.010
12	1:52.916	30.570	45.758	36.588	282.4	44:05.926
13	1:29.562	25.171	34.196	30.195	305.4	45:35.488
14	1:48.381B	28.814	40.159	39.408	301.2	47:23.869
15	9:58.797B	8:30.214	44.676	43.907	163.7	57:22.666
16	10:50.947	9:31.852	43.096	35.999	189.7	1:08:13.613
17	1:46.628	30.090	39.708	36.830	252.3	1:10:00.241
18	1:29.267	25.282	33.971	30.014	301.2	1:11:29.508
19	1:47.185	30.521	41.190	35.474	299.5	1:13:16.693
20	1:29.265	25.095	33.848	30.322	302.0	1:14:45.958
21	1:48.219B	29.208	38.786	40.225	301.2	1:16:34.177

25 Marino SATO		JPN				
Trident						
1	7:27.686	5:58.972	47.447	41.267	115.3	7:27.686
2	1:53.725B	32.823	39.108	41.794	260.7	9:21.411
3	5:20.657	3:47.238	50.476	42.943	117.0	14:42.068
4	1:48.149	30.533	42.126	35.490	262.6	16:30.217
5	1:44.833	29.625	41.662	33.546	244.3	18:15.050
6	1:30.710	25.779	34.493	30.438	301.2	19:45.760
7	1:57.934	35.601	47.848	34.485	216.6	21:43.694
8	1:45.292	30.270	41.382	33.640	300.3	23:28.986
9	1:30.443	25.445	34.243	30.755	301.2	24:59.429
10	2:01.651B	33.355	44.534	43.762	218.3	27:01.080
11	12:09.653	...	44.215	37.225	126.9	39:10.733
12	1:45.353	29.831	40.960	34.562	271.8	40:56.086
13	1:44.464	30.010	40.083	34.371	270.4	42:40.550
14	1:34.848	25.379	34.461	35.008	304.5	44:15.398
15	2:02.016	36.437	48.335	37.244	172.0	46:17.414
16	1:30.927	25.418	34.481	31.028	305.4	47:48.341
17	1:51.658B	29.266	40.152	42.240	262.0	49:39.999
18	18:36.471	...	41.787	34.964	154.2	1:08:16.470
19	1:50.528	30.033	39.587	40.908	248.2	1:10:06.998
20	1:43.531	28.628	40.043	34.860	304.5	1:11:50.529
21	1:40.145	29.607	39.805	30.733	299.5	1:13:30.674
22	1:29.175	25.112	33.838	30.225	304.5	1:14:59.849
23	1:52.314	33.441	42.727	36.146	220.5	1:16:52.163
24	1:29.549	25.188	34.069	30.292	300.3	1:18:21.712
25	2:04.087B	34.723	44.600	44.764	205.5	1:20:25.799
26	50:44.756	...	42.423	35.725	164.2	2:11:10.555
27	1:45.800	30.964	40.449	34.387	248.2	2:12:56.355
28	1:30.995	25.827	34.534	30.634	296.2	2:14:27.350
29	2:00.178B	34.457	44.102	41.619	215.3	2:16:27.528
30	7:13.638	6:04.734	37.393	31.511	174.5	2:23:41.166
31	1:31.686	25.721	34.963	31.002	299.5	2:25:12.852
32	1:56.132B	32.112	42.681	41.339	303.7	2:27:08.984