

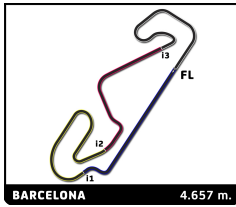
PreMoto3/Promo3

ESBK CIRCUIT DE BARCELONA-CATALUNYA

Entrenamiento Libre 3

Sector Analysis

___ Invalidated Lap							■ Personal Best							■ Session Best							B Crossing the pit lane																																																																																																																																																																																																																	
Lap	Time	Sector 1	Sector 2	Sector 3	Sector 4	T.SpD	Lap	Time	Sector 1	Sector 2	Sector 3	Sector 4	T.SpD	Lap	Time	Sector 1	Sector 2	Sector 3	Sector 4	T.SpD	Lap	Time	Sector 1	Sector 2	Sector 3	Sector 4	T.SpD																																																																																																																																																																																																											
7 Xavi VIDAL ESP							CUNA DE CAMPEONES							MIR RACING																																																																																																																																																																																																																								
1	3:19.041	1:35.580	38.830	27.029	37.602	139.6	1	3:55.905B	1:52.521	41.821	28.705	52.858	160.4	2	2:18.212	24.415	37.096	25.971	35.993	187.8	2	2:18.212	24.415	37.096	25.971	35.993	187.8	3	1:57.286	23.941	37.625	26.464	36.448	189.1	3	1:57.286	23.941	37.625	26.464	36.448	189.1	4	1:56.914	23.636	36.447	25.507	35.895	190.1	4	1:56.914	23.636	36.447	25.507	35.895	190.1	5	1:57.554	24.090	36.915	25.937	35.484	188.1	5	1:57.554	24.090	36.915	25.937	35.484	188.1	6	2:05.620	24.437	39.100	25.956	36.127	189.7	6	2:05.620	24.437	39.100	25.956	36.127	189.7	7	2:00.751	23.627	36.178	25.512	35.434	193.1	7	2:01.971	22.564	35.775	25.079	38.553	209.5	8	2:00.409	23.264	36.360	25.427	35.358	193.8	8	1:59.002	22.696	35.957	25.612	34.737	207.1	9	2:24.574B	27.636	43.046	26.194	47.698	194.8	9	2:24.574B	27.636	43.046	26.194	47.698	194.8	10	10:10.099	8:30.940	37.662	25.916	35.581	113.5	10	7:55.894	6:14.848	38.755	26.044	36.247	127.2	11	2:00.754	23.448	36.448	25.488	35.370	192.8	11	1:59.714	22.796	36.244	25.284	35.390	205.9	12	2:15.166B	23.275	36.293	25.571	50.027	193.1	12	1:58.941	22.665	36.125	25.124	35.027	208.3	13	3:45.078	2:07.537	36.688	25.599	35.254	89.8	13	2:00.323	22.450	36.005	25.538	36.330	209.9	14	1:59.874	23.429	36.043	25.342	35.060	192.1	14	1:58.517	22.567	35.901	24.927	35.122	207.9	15							15	2:00.213	22.930	36.537	25.225	35.521	207.9	16							16	1:57.970	22.368	35.818	24.748	35.036	209.5							
8 Marco GARCIA ESP							IGAXTEAM							BEON																																																																																																																																																																																																																								
1	3:40.927	1:52.840	38.690	26.784	42.613	154.2	1	3:19.364	1:33.453	38.490	27.829	39.592	144.4	2	1:59.351	22.575	36.197	25.206	35.373	211.5	2	2:02.691	23.719	37.090	26.141	35.741	193.1	3	2:00.544	22.558	37.349	25.091	35.546	207.1	3	2:02.387	23.482	36.936	25.975	35.994	193.8	4	2:00.780	22.824	36.836	25.926	35.194	203.2	4	2:04.333	23.723	37.255	26.660	36.695	190.7	5	1:57.292	22.380	35.778	24.377	34.757	209.1	5	2:02.465	23.445	37.101	26.067	35.852	192.8	6	2:00.396	22.877	37.651	24.863	35.005	212.8	6	2:01.862	23.418	36.919	25.859	35.666	193.8	7	1:57.110	22.363	35.661	24.600	34.486	210.7	7	2:02.220	23.667	36.998	25.898	35.657	193.1	8	1:57.985	22.123	35.783	25.121	34.958	212.3	8	2:01.871	23.551	36.659	25.938	35.723	196.6	9	2:16.210B	26.509	38.225	25.761	45.715	207.9	9	2:02.079	23.343	36.920	25.835	35.981	195.2	10	12:10.105	...	36.357	25.234	34.837	149.1	10	2:24.320B	23.615	38.085	28.132	54.488	193.1	11	1:58.585	22.602	35.912	24.892	35.179	207.1	11	13:59.796	...	38.670	27.088	37.766	120.8	12	2:05.299	23.894	37.301	26.057	38.047	206.7	12	2:02.790	24.061	36.895	25.900	35.934	190.7	13	1:57.570	22.284	35.819	24.623	34.844	207.9	13	2:02.824	23.878	37.170	25.963	35.813	191.1	14	2:01.528	23.618	37.235	25.145	35.530	205.9																																										
11 David GONZALEZ ESP							CUNA DE CAMPEONES							MIR RACING																																																																																																																																																																																																																								
1	3:17.555	1:34.610	38.870	27.140	36.935	136.1	1	3:40.523	1:52.069	39.252	26.755	42.447	162.8	2	2:04.417	24.497	37.531	26.057	36.332	186.8	2	3:54.815B	22.527	2:09.067	29.128	54.093	205.5	3	2:05.759	24.212	38.267	26.425	36.855	186.8	3	8:30.321	6:52.267	37.256	25.441	35.357	153.1	4	2:02.199	23.777	36.731	25.979	35.712	192.8	4	1:58.738	22.613	36.030	25.082	35.013	206.7	5	2:01.830	23.777	36.792	25.856	35.405	193.1	5	2:15.749B	22.314	38.812	26.228	48.395	207.9	6	2:22.977B	23.777	37.175	26.060	55.965	193.1	6	9:26.508	7:49.609	36.700	25.255	34.944	161.5	7	6:02.605	4:23.915	37.059	26.099	35.532	135.6	7	1:57.712	22.497	35.835	24.810	34.570	204.4	8	2:01.632	23.852	36.627	25.962	35.191	188.4	8	1:57.220	22.384	35.636	24.654	34.546	205.5	9	2:02.134	23.742	36.491	26.633	35.268	188.4	9	1:57.386	22.466	35.513	24.752	34.655	203.6	10	2:03.127	24.102	37.065	26.395	35.565	187.8	10	1:57.527	22.475	35.573	24.714	34.765	203.6	11	2:01.168	23.914	36.318	25.721	35.215	185.5	11	1:57.063	22.404	35.620	24.639	34.400	203.6	12	2:00.329	23.555	36.275	25.682	34.817	191.4	12	1:56.721	22.353	35.348	24.577	34.443	204.7	13	2:00.778	23.647	36.408	25.579	35.144	189.4	13							14	2:02.170	23.820	36.749	26.042	35.559	190.4	14							15	2:00.882	23.518	36.385	25.598	35.381	193.1	15							16	2:00.509	23.540	36.429	25.518	35.022	192.8	16							17	2:01.525	23.689	36.930	25.601	35.305	191.7
14 Eduardo GUTIERREZ ESP							QRG MOTOR RACING							BEON																																																																																																																																																																																																																								
1	3:56.113	2:14.664	39.405	25.657	36.387	157.6	1	3:56.113	2:14.664	39.405	25.657	36.387	157.6	2	2:00.491	23.277	36.923	24.969	35.322	197.0	2	2:00.491	23.277	36.923	24.969	35.322	197.0	3	1:58.415	22.818	36.081	24.665	34.851	198.0	3	1:58.415	22.818	36.081	24.665	34.851	198.0	4	1:59.135	22.969	36.313	25.085	34.768	199.1	4	1:59.135	22.969	36.313	25.085	34.768	199.1	5	1:57.943	22.816	35.795	24.719	34.613	198.4	5	1:57.943	22.816	35.795	24.719	34.613	198.4	6	1:57.385	22.690	35.659	24.594	34.442	198.8	6	1:57.385	22.690	35.659	24.594	34.442	198.8	7	2:06.951B	22.683	35.995	24.833	43.440	199.9	7	2:06.951B	22.683	35.995	24.833	43.440	199.9																																																																																																																																					



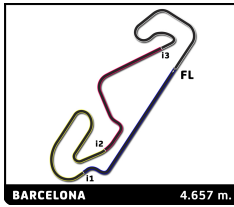
PreMoto3/Promo3

ESBK CIRCUIT DE BARCELONA-CATALUNYA

Entrenamiento Libre 3

Sector Analysis

Sector Analysis							Sector Analysis						
Lap	Time	Sector 1	Sector 2	Sector 3	Sector 4	T.Spd	Lap	Time	Sector 1	Sector 2	Sector 3	Sector 4	T.Spd
8	12:06.216	...	36.546	24.899	34.888	154.9	14	2:00.731	23.377	36.533	25.646	35.175	190.7
9	1:57.566	22.837	35.632	24.720	34.377	198.0	15	2:01.122	23.848	36.570	25.556	35.148	188.1
10	1:57.108	22.753	35.607	24.549	34.199	198.4	16	2:01.375	23.600	36.862	25.582	35.331	192.1
11	1:57.093	22.618	35.516	24.606	34.353	198.8	17	2:01.810	23.757	36.856	25.779	35.418	190.7
12	1:56.836	22.609	35.478	24.503	34.246	198.8	25 Kyle PAYNE GBR						
13	1:56.868	22.535	35.507	24.500	34.326	199.9	CUNA DE CAMPEONES MIR RACING						
14	2:08.006	26.101	39.244	26.242	36.419	197.3	1	3:30.902	1:41.569	42.131	28.188	39.014	139.2
15	1:58.479	23.621	35.853	24.519	34.486	197.0	2	2:10.564	24.894	40.087	27.311	38.272	189.4
21 Mathis FARGIER FRA							3	2:08.268	24.438	39.010	27.074	37.746	191.7
JFJ RACING TEAM							4	2:08.841	24.643	39.285	27.063	37.850	189.1
1	3:01.726	1:20.582	38.238	26.606	36.300	153.6	5	2:07.863	24.235	39.071	26.721	37.836	191.1
2	2:00.006	22.955	36.636	25.241	35.174	200.6	6	2:07.152	24.101	38.632	26.821	37.598	192.8
3	1:58.371	22.741	35.897	24.926	34.807	199.5	7	2:06.806	24.390	38.407	26.531	37.478	190.7
4	1:57.931	22.587	35.838	24.741	34.765	201.0	8	2:06.934	24.372	38.522	26.587	37.453	190.7
5	2:20.267	22.773	36.503	25.920	55.071	200.2	9	2:07.935	24.228	39.293	26.777	37.637	191.1
6	4:11.861	2:11.022	42.068	26.692	52.079	99.7	10	2:06.378	24.218	38.429	26.536	37.195	191.1
7	2:29.793	51.346	37.324	25.556	35.567	117.9	11	2:06.230	24.127	38.500	26.495	37.108	190.4
8	2:00.163	23.164	36.808	25.058	35.133	202.5	12	2:07.206	24.247	38.669	26.845	37.445	190.1
9	2:22.706	28.357	40.413	25.766	48.170	201.3	13	2:06.950	24.246	38.689	26.598	37.417	187.8
10	5:45.932	4:07.517	37.186	25.517	35.712	155.3	14	2:17.897	24.478	39.254	26.871	47.294	187.8
11	2:00.100	23.085	36.294	25.381	35.340	201.0	15	4:10.501	2:26.854	39.437	26.584	37.626	99.1
12	1:58.907	22.912	36.139	24.961	34.895	203.2	16	2:06.421	24.414	38.185	26.410	37.412	188.7
13	2:00.183	23.136	36.338	25.420	35.289	205.5	17	2:05.142	24.159	37.830	26.267	36.886	191.1
14	1:59.719	22.717	36.277	25.294	35.431	202.5	18	2:05.433	24.175	38.027	26.238	36.993	190.4
15	1:59.231	22.891	36.200	25.218	34.922	201.7	34 Eitan G. GRAS URY						
16	1:58.854	22.744	36.021	25.038	35.051	202.8	AUSTIN RACING VHC LIQUI MOLY BEON						
22 Ben R. AUSTIN GBR							1	5:36.152	3:53.280	41.707	25.600	35.565	161.1
AUSTIN RACING VHC LIQUI MOLY BEON							2	2:04.599	26.152	37.585	25.246	35.616	202.1
1	6:28.815	3:52.070	1:17.844	29.955	48.946	159.9	3	1:58.597	22.634	36.005	24.970	34.988	210.3
2	10:56.848	9:14.657	39.225	26.221	36.745	146.5	4	2:00.160	24.127	36.027	24.578	35.428	207.5
3	2:01.651	23.068	36.910	25.796	35.877	204.7	5	1:57.952	22.181	35.967	24.992	34.812	212.3
4	2:00.887	22.823	36.809	25.451	35.804	205.1	6	1:57.627	22.166	35.838	24.655	34.968	214.0
5	2:15.315	23.100	38.193	26.340	47.682	203.6	7	2:00.688	22.805	38.329	24.901	34.653	207.9
6	8:05.536	6:27.538	36.774	25.439	35.785	150.4	8	1:57.852	22.139	36.018	24.907	34.788	212.3
7	2:00.331	22.751	36.697	25.208	35.675	205.5	9	2:06.865	22.425	36.001	25.140	43.299	207.1
8	2:00.695	22.877	36.560	25.559	35.699	203.2	10	10:05.378	8:29.846	35.921	24.968	34.643	148.9
9	2:02.977	22.884	38.356	25.865	35.872	203.6	11	1:57.611	22.347	35.895	24.688	34.681	208.7
10	2:03.333	23.109	37.147	25.781	37.296	203.6	12	1:57.641	22.449	35.732	24.751	34.709	205.9
11	1:59.574	22.659	36.515	25.202	35.198	202.8	13	1:57.619	22.350	35.785	24.735	34.749	206.3
24 Jayant CHOTE NDL							14	1:58.183	22.333	36.012	24.978	34.860	207.1
CUNA DE CAMPEONES MIR RACING							15	1:58.273	22.464	35.809	24.955	35.045	205.5
1	2:34.898	53.039	38.944	26.789	36.126	142.9	35 Adrian COVARRUBIAS ESP						
2	2:03.516	24.018	37.344	26.291	35.863	190.4	PM MOTORSPORT MIR RACING						
3	2:32.474	23.760	46.889	32.477	49.348	188.4	1	3:13.614	1:28.114	41.769	27.347	36.384	139.0
4	2:18.871	24.399	48.178	26.736	39.558	189.7	2	2:02.594	23.809	37.102	25.663	36.020	188.4
5	2:01.667	23.562	36.829	25.710	35.566	192.4	3	2:01.724	23.532	36.767	25.545	35.880	190.4
6	2:00.697	22.992	36.628	25.807	35.270	198.0	4	2:04.073	24.497	39.102	25.511	34.963	186.2
7	2:01.738	23.811	36.624	25.687	35.616	191.4	5	2:05.612	23.244	36.536	26.644	39.188	191.1
8	2:01.321	23.539	36.717	26.057	35.008	192.1	6	2:07.006	28.124	37.160	26.002	35.720	189.1
9	2:01.052	23.435	36.636	25.665	35.316	193.8	7	2:03.069	23.758	36.936	26.227	36.148	190.4
10	2:18.187	23.452	37.415	26.969	50.351	193.5	8	2:11.030	23.155	36.318	25.297	46.260	195.2
11	6:10.736	4:32.169	37.450	25.870	35.247	140.3	9	12:24.031	...	37.697	25.851	35.678	125.0
12	2:00.962	23.630	36.658	25.647	35.027	192.1	10	2:00.438	23.178	36.498	25.438	35.324	194.5
13	2:00.520	23.488	36.457	25.496	35.079	193.8	11	2:01.847	23.594	36.447	25.288	36.518	187.4



PreMoto3/Promo3

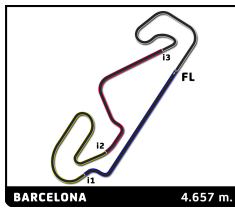
ESBK CIRCUIT DE BARCELONA-CATALUNYA

Entrenamiento Libre 3

Sector Analysis

— Invalidated Lap ■ Personal Best ■ Session Best B Crossing the pit lane

Lap	Time	Sector 1	Sector 2	Sector 3	Sector 4	T.Spd	Lap	Time	Sector 1	Sector 2	Sector 3	Sector 4	T.Spd	
12	2:00.398	23.443	36.435	25.494	35.026	189.4	49 Xavier MARTINEZ CUNA DE CAMPEONES MIR RACING	1	3:13.515	1:32.990	37.897	26.321	36.307	142.5
13	2:00.021	23.408	36.198	25.356	35.059	189.7		2	2:02.333	23.724	37.102	25.710	35.797	189.1
14	1:59.989	23.414	36.293	25.359	34.923	189.7		3	2:02.039	23.745	36.801	25.552	35.941	186.8
37 Montague J. AMER AUSTIN RACING VHC LIQUI MOLY						GBR BEON		4	2:03.938	24.753	38.171	25.485	35.529	187.8
1	5:21.773	3:31.758	45.368	26.974	37.673	131.3		5	2:04.477	23.728	36.549	26.081	38.119	193.8
2	2:05.702	23.752	38.371	26.438	37.141	197.7		6	2:02.029	23.752	36.867	25.662	35.748	187.4
3	2:04.643	23.910	37.737	26.223	36.773	190.7		7	2:01.555	23.783	36.627	25.687	35.458	188.1
4	2:04.771	23.626	37.931	26.206	37.008	197.7		8	2:01.323	23.594	36.582	25.669	35.478	188.4
5	2:04.494	23.889	37.886	25.965	36.754	195.2		9	2:26.754 B	30.061	40.007	26.009	50.677	190.1
6	2:26.949	29.123	47.955	31.106	38.765	198.4		10	10:11.471	8:32.786	37.321	25.977	35.387	118.9
7	2:19.757 B	24.696	41.111	27.543	46.407	198.0		11	2:00.275	23.261	36.492	25.385	35.137	193.8
8	14:31.693	...	41.644	26.280	36.716	127.5		12	2:00.450	23.423	36.451	25.276	35.300	191.1
9	2:03.742	23.638	37.426	26.037	36.641	194.8		13	2:00.310	23.397	36.397	25.470	35.046	192.8
10	2:03.809	23.756	37.717	25.998	36.338	194.1		14	2:00.064	23.354	36.420	25.236	35.054	194.5
11	2:03.760	23.753	37.563	26.117	36.327	194.8		15	2:01.050	23.358	36.948	25.507	35.237	195.9
12	2:25.032	26.697	48.471	26.816	43.048	197.0		54 Jesus RIOS MRE TALENT CORSE						
41 Yvonne CERPA IGAXTEAM						ESP BEON	1	3:18.920	1:34.215	38.807	27.116	38.782	143.8	
1	3:41.439	1:52.791	39.048	26.817	42.783	141.6	2	2:01.114	23.796	36.505	25.635	35.178	188.7	
2	2:00.436	22.603	36.783	25.524	35.526	209.5	3	2:00.151	23.373	36.355	25.495	34.928	189.1	
3	1:59.027	22.339	36.437	25.276	34.975	208.7	4	2:00.346	23.811	36.002	25.668	34.865	184.3	
4	1:59.457	22.628	36.315	25.551	34.963	205.9	5	2:23.064 B	24.095	36.705	27.566	54.698	180.9	
5	1:58.325	22.503	36.250	24.791	34.781	209.1	6	2:15.900	38.127	36.692	25.798	35.283	150.8	
6	1:58.811	22.723	36.503	24.845	34.740	207.1	7	2:00.513	23.687	36.113	25.677	35.036	187.4	
7	1:58.817	22.497	35.933	25.347	35.040	207.5	8	2:00.030	23.867	36.082	25.435	34.646	184.3	
8	1:58.250	22.740	35.837	25.050	34.623	211.1	9	2:00.031	23.069	36.379	25.747	34.836	202.1	
9	2:15.678 B	23.234	37.003	25.310	50.131	205.5	10	2:09.962 B	23.689	36.538	25.601	44.134	189.7	
10	12:10.692	...	36.324	24.848	34.674	146.5	11	7:56.722	6:19.899	36.692	25.595	34.536	125.0	
11	1:58.542	22.588	35.967	24.635	35.352	205.5	12	1:59.438	23.301	35.853	25.543	34.741	189.7	
12	2:03.914	23.289	36.885	25.790	37.950	205.5	13	2:02.527	24.252	38.297	25.321	34.657	185.8	
13	1:58.977	22.521	36.315	24.829	35.312	205.5	14	1:59.067	23.171	36.249	25.178	34.469	192.1	
14	1:59.710	22.872	36.358	25.123	35.357	205.1	15	1:59.214	22.906	36.298	25.331	34.679	195.2	
44 Mark PEREZ CUNA DE CAMPEONES						ESP MIR RACING	16	1:59.419	23.256	36.310	25.303	34.550	190.7	
1	3:49.425	2:02.525	40.936	28.400	37.564	110.0	57 Ruben ROMERO ILUSION TEAM BEON							
2	2:08.618	25.334	39.074	26.898	37.312	168.6	1	2:59.104	1:16.833	39.558	26.561	36.152	159.9	
3	2:06.847	24.664	38.826	26.718	36.639	184.9	2	1:59.881	22.483	36.773	25.455	35.170	205.9	
4	2:05.319	24.387	37.881	26.677	36.374	185.2	3	1:59.606	22.505	36.485	25.444	35.172	204.7	
5	2:27.529 B	24.494	39.832	27.894	55.309	187.1	4	1:59.521	22.578	36.423	25.300	35.220	204.4	
6	3:48.894	2:07.078	38.505	26.843	36.468	111.9	5	2:03.360	23.045	36.431	25.818	38.066	200.6	
7	2:04.893	24.473	37.815	26.545	36.060	188.7	6	1:59.945	22.768	36.611	25.299	35.267	204.0	
8	2:03.915	24.069	37.356	26.379	36.111	188.7	7	2:25.169 B	26.209	42.637	26.658	49.665	203.6	
9	2:09.736	24.759	38.981	27.355	38.641	195.5	8	6:28.896	4:47.634	37.575	26.030	37.657	158.5	
10	2:02.824	23.890	37.188	26.065	35.681	188.4	9	2:06.154	24.780	38.755	26.291	36.328	171.8	
11	2:10.048	24.805	38.751	28.013	38.479	189.1	10	2:21.307 B	23.327	36.957	26.182	54.841	199.9	
12	2:03.875	23.959	37.371	26.148	36.397	187.1	11	3:24.324	1:47.366	36.745	25.334	34.879	165.5	
13	2:19.983 B	25.239	39.202	26.451	49.091	169.9	12	1:58.668	22.510	36.300	25.231	34.627	206.3	
14	2:51.462 B	52.978	38.998	27.639	51.847	144.8	13	1:58.147	22.658	35.992	24.814	34.683	206.3	
15	3:06.950	1:24.052	39.005	27.102	36.791	138.7	14	2:02.585	22.531	37.220	26.090	36.744	208.3	
16	2:04.442	24.563	37.693	26.209	35.977	185.5	15	2:06.297	24.110	40.288	25.922	35.977	203.6	
17	2:02.941	24.063	37.090	26.111	35.677	187.4	16	2:03.134	22.771	37.240	25.848	37.275	206.7	
							17	2:02.962	23.682	37.889	25.737	35.654	198.8	



PreMoto3/Promo3

ESBK CIRCUIT DE BARCELONA-CATALUNYA

Entrenamiento Libre 3

Sector Analysis

___ Invalidated Lap							■ Personal Best							■ Session Best							B Crossing the pit lane						
Lap	Time	Sector 1	Sector 2	Sector 3	Sector 4	T.Sp	Lap	Time	Sector 1	Sector 2	Sector 3	Sector 4	T.Sp	Lap	Time	Sector 1	Sector 2	Sector 3	Sector 4	T.Sp	Lap	Time	Sector 1	Sector 2	Sector 3	Sector 4	T.Sp
58	Jose L. ARMARIO						ESP	8	2:01.203	23.573	36.643	25.600	35.387	192.1													
	GM FUEL-VRC TEAM						MIR RACING	9	2:01.618	23.636	36.806	25.690	35.486	192.1													
1	4:02.034	2:21.163	40.105	25.540	35.226	136.1	10	2:01.502	23.805	36.716	25.728	35.253	191.4														
2	1:58.080	22.574	36.294	24.652	34.560	205.9	11	2:08.819	23.846	36.671	25.759	42.543	190.7														
3	1:58.035	22.702	36.092	24.707	34.534	206.3	12	2:02.433	24.056	36.945	25.773	35.659	191.7														
4	1:59.037	22.569	35.792	24.562	36.114	204.7	13	2:01.203	23.861	36.510	25.651	35.181	193.1														
5	1:57.270	22.566	35.728	24.639	34.337	203.6	14	2:01.953	23.919	36.718	25.592	35.724	193.8														
6	1:57.329	22.578	35.719	24.617	34.415	205.1	15	2:02.514	23.644	37.425	25.962	35.483	195.2														
7	1:57.138	22.404	35.681	24.610	34.443	206.3																					
8	1:57.537	22.523	35.699	24.798	34.517	205.5																					
9	2:13.505	B 22.515	35.918	24.838	50.234	206.3																					
10	9:13.715	7:33.574	39.739	25.316	35.086	109.7																					
11	1:58.021	22.631	36.011	24.894	34.485	203.6																					
12	2:11.148	B 22.675	35.943	24.686	47.844	202.8																					
13	5:47.086	4:01.334	45.121	25.370	35.261	109.4																					
14	1:58.297	22.661	36.057	24.825	34.754	203.6																					
73	Nuno G. RIBEIRO						PRT																				
	LOUSAESTRADAS						BEON																				
1	3:55.798	B 1:51.948	42.312	28.616	52.922	132.7																					
2	2:17.927	41.073	36.785	25.121	34.948	163.2																					
3	1:57.157	22.312	35.776	24.650	34.419	207.5																					
4	1:56.567	22.386	35.473	24.452	34.256	206.3																					
5	1:56.629	22.216	35.587	24.452	34.374	207.1																					
6	1:56.091	22.212	35.442	24.399	34.038	206.7																					
7	1:55.597	22.001	35.182	24.456	33.958	210.7																					
8	2:28.065	B 26.240	41.776	28.351	51.698	208.3																					
94	Marc AGUILAR						ESP																				
	QRG MOTOR RACING						BEON																				
1	3:06.682	1:15.797	41.227	27.154	42.504	93.4																					
2	2:30.228	25.048	49.690	25.982	49.508	196.6																					
3	2:19.385	B 26.163	39.390	25.003	48.829	203.2																					
4	4:17.478	2:38.808	37.325	25.442	35.903	158.5																					
5	2:00.670	23.073	36.690	25.321	35.586	201.3																					
6	2:10.917	B 22.530	37.231	25.313	45.843	203.2																					
7	3:09.115	1:26.963	37.936	26.164	38.052	156.4																					
8	1:59.091	22.697	36.103	24.946	35.345	205.1																					
9	2:12.219	B 23.245	36.852	25.582	46.540	202.5																					
10	4:18.410	2:40.995	36.797	25.153	35.465	147.1																					
11	1:59.565	22.820	36.262	25.129	35.354	202.8																					
12	1:58.590	22.102	36.254	24.990	35.244	201.7																					
13	1:58.517	22.666	36.009	24.721	35.121	204.0																					
14	2:03.239	22.846	36.424	25.421	38.548	202.5																					
15	1:58.873	22.761	36.335	24.595	35.182	201.3																					
16	1:59.507	22.749	36.218	24.952	35.588	204.0																					
98	Mika SIEBRATH						DEU																				
	CUNA DE CAMPEONES						MIR RACING																				
1	3:17.802	1:35.937	38.872	26.436	36.557	151.6																					
2	2:02.119	23.672	36.955	25.816	35.676	194.1																					
3	2:01.572	23.891	36.673	25.424	35.584	193.5																					
4	2:01.278	23.550	37.075	25.402	35.251	195.9																					
5	2:22.347	B 23.485	36.595	26.377	55.890	197.7																					
6	11:51.031	...	37.707	26.402	36.326	119.7																					
7	2:02.111	24.002	36.904	25.848	35.357	192.4																					