

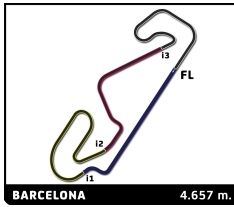
PreMoto3/Promo3

ESBK CIRCUIT DE BARCELONA-CATALUNYA

Entrenamiento Libre 4

Sector Analysis

___ Invalidated Lap							■ Personal Best							■ Session Best							B Crossing the pit lane																												
Lap	Time	Sector 1	Sector 2	Sector 3	Sector 4	T.Spd	Lap	Time	Sector 1	Sector 2	Sector 3	Sector 4	T.Spd	Lap	Time	Sector 1	Sector 2	Sector 3	Sector 4	T.Spd	Lap	Time	Sector 1	Sector 2	Sector 3	Sector 4	T.Spd																						
7	Xavi VIDAL						ESP	14	2:03.748	23.688	37.488	26.103	36.469	190.4	15	2:03.740	23.549	37.457	26.137	36.597	191.7	16	2:03.279	23.741	37.291	25.987	36.260	190.4	17	2:03.668	23.599	37.244	26.053	36.772	191.7	18	2:03.616	23.819	37.270	26.139	36.388	191.7	19	2:03.273	23.549	37.431	26.005	36.288	191.4
CUNA DE CAMPEONES							MIR RACING																																										
1	3:09.027	1:26.560	39.501	26.563	36.403	145.2																																											
2	2:01.622	23.539	36.753	25.746	35.584	189.7																																											
3	2:01.205	23.700	36.752	25.519	35.234	187.8																																											
4	2:04.592	25.689	38.116	25.575	35.212	189.4																																											
5	2:00.161	23.391	36.396	25.354	35.020	190.7																																											
6	1:59.966	23.225	36.324	25.491	34.926	191.4																																											
7	1:59.862	23.386	36.275	25.341	34.860	190.4																																											
8	1:59.698	23.031	36.073	25.485	35.109	192.8																																											
9	1:59.394	23.060	36.172	25.289	34.873	193.1																																											
10	1:59.414	23.188	36.070	25.342	34.814	191.7																																											
11	2:22.519	B	26.068	38.823	25.711	51.917	189.7																																										
12	6:15.810	4:34.876	39.640	25.819	35.475	131.6																																											
13	2:00.060	23.098	36.230	25.344	35.388	195.2																																											
14	2:00.386	23.090	36.646	25.578	35.072	197.3																																											
15	2:00.177	22.913	36.161	25.927	35.176	196.2																																											
16	1:59.695	23.088	36.165	25.392	35.050	195.9																																											
17	1:59.591	22.991	36.028	25.232	35.340	196.2																																											
18	1:58.891	22.674	36.181	25.143	34.893	199.1																																											
8	Marco GARCIA						ESP	14	2:03.748	23.688	37.488	26.103	36.469	190.4	15	2:03.740	23.549	37.457	26.137	36.597	191.7	16	2:03.279	23.741	37.291	25.987	36.260	190.4	17	2:03.668	23.599	37.244	26.053	36.772	191.7	18	2:03.616	23.819	37.270	26.139	36.388	191.7	19	2:03.273	23.549	37.431	26.005	36.288	191.4
IGAXTEAM							BEON																																										
1	2:52.991	1:15.929	37.116	24.949	34.997	159.6																																											
2	1:58.576	22.598	36.264	24.696	35.018	205.1																																											
3	1:58.018	22.422	35.728	24.852	35.016	208.7																																											
4	1:58.549	22.662	35.989	24.949	34.949	200.2																																											
5	1:58.347	22.180	36.164	24.915	35.088	209.5																																											
6	2:03.549	23.680	38.634	24.842	36.393	205.1																																											
7	1:57.886	22.237	35.927	24.840	34.882	209.1																																											
8	2:14.600	B	22.786	39.853	24.588	47.373	204.0																																										
9	8:54.642	7:15.522	37.590	24.951	36.579	146.1																																											
10	1:57.916	22.499	35.659	24.767	34.991	205.9																																											
11	1:58.102	22.087	35.937	24.913	35.165	212.3																																											
12	1:57.877	22.219	35.996	24.515	35.147	214.4																																											
13	2:00.473	24.395	36.525	24.574	34.979	204.4																																											
14	1:57.953	21.956	36.014	24.977	35.006	213.2																																											
15	2:01.168	24.496	37.242	24.697	34.733	203.2																																											
16	1:57.206	22.118	35.480	25.008	34.600	210.7																																											
17	1:57.887	22.151	36.330	24.708	34.698	206.3																																											
9	Elliott KASSIGIAN						FRA	14	2:03.748	23.688	37.488	26.103	36.469	190.4	15	2:03.740	23.549	37.457	26.137	36.597	191.7	16	2:03.279	23.741	37.291	25.987	36.260	190.4	17	2:03.668	23.599	37.244	26.053	36.772	191.7	18	2:03.616	23.819	37.270	26.139	36.388	191.7	19	2:03.273	23.549	37.431	26.005	36.288	191.4
CUNA DE CAMPEONES							MIR RACING																																										
1	3:15.777	1:26.240	42.920	27.421	39.196	137.3																																											
2	2:08.097	24.386	39.129	26.903	37.679	190.7																																											
3	2:07.274	24.345	38.610	26.693	37.626	191.1																																											
4	2:06.175	23.997	38.358	26.525	37.295	190.4																																											
5	2:06.079	23.862	38.438	26.542	37.237	190.1																																											
6	2:13.101	26.344	42.818	26.572	37.367	191.4																																											
7	2:06.399	23.987	38.322	26.726	37.364	189.4																																											
8	2:06.691	23.995	38.057	26.435	38.204	189.7																																											
9	2:05.053	23.848	37.859	26.414	36.932	191.4																																											
10	2:04.908	23.995	37.710	26.434	36.769	190.7																																											
11	2:04.136	23.935	37.535	26.113	36.553	191.1																																											
12	2:04.012	23.616	37.583	26.166	36.647	190.4																																											
13	2:03.900	23.634	37.657	26.114	36.495	191.1																																											
11	David GONZALEZ						ESP	14	2:03.748	23.688	37.488	26.103	36.469	190.4	15	2:03.740	23.549	37.457	26.137	36.597	191.7	16	2:03.279	23.741	37.291	25.987	36.260	190.4	17	2:03.668	23.599	37.244	26.053	36.772	191.7	18	2:03.616	23.819	37.270	26.139	36.388	191.7	19	2:03.273	23.549	37.431	26.005	36.288	191.4
CUNA DE CAMPEONES							MIR RACING																																										
1	3:12.696	1:34.073	36.915	26.021	35.687	146.5																																											
2	2:00.296	23.404	36.316	25.611	34.965	194.1																																											
3	2:00.217	23.097	36.917	25.668	34.535	192.8																																											
4	1:59.847	23.302	36.195	25.575	34.775	192.1																																											
5	2:00.898	23.453	37.143	25.545	34.757	187.4																																											
6	1:59.388	23.060	36.135	25.480	34.713	192.8																																											
7	2:01.310	23.494	36.946	25.852	35.018	187.4																																											
8	2:00.172	23.204	36.137	25.852	34.979	191.7																																											
9	2:15.790	B	23.447	36.636	26.000	49.707	189.1																																										
10	4:24.829	2:47.607	36.715	25.644	34.863	142.7																																											
11	2:01.951	23.445	36.745	25.488	36.273	187.8																																											
12	1:59.706	23.311	36.123	25.363	34.909	194.1																																											
13	1:59.724	23.233	36.164	25.278	35.049	192.4																																											
14	1:59.153	23.152	36.005	25.257	34.739	194.8																																											
15	1:59.390	22.917	35.954	25.068	35.451	195.9																																											
16	1:59.566	22.900	36.169	25.407	35.090	198.0																																											
17	1:59.346	22.991	36.052	25.469	34.834	195.9																																											
18	1:59.483	23.040	36.000	25.316	35.127	196.2																																											
19	1:58.402	22.687	35.991	25.132	34.592	199.1																																											
14	Eduardo GUTIERREZ						ESP	14	2:03.748	23.688	37.488	26.103	36.469	190.4	15	2:03.740	23.549	37.457	26.137	36.597	191.7	16	2:03.279	23.741	37.291	25.987	36.260	190.4	17	2:03.668	23.599	37.244	26.053	36.772	191.7	18	2:03.616	23.819	37.270	26.139	36.388	191.7	19	2:03.273	23.549	37.431	26.005	36.288	191.4
QRG MOTOR RACING							BEON																																										
1	4:04.851	B	2:05.759	38.002	29.234	51.856	153.1																																										
2	2:17.327	41.709	35.942	24.696	34.980	164.2																																											
3	1:57.034	22.217	35.510	24.620	34.687	210.3																																											
4	1:57.327	22.368	35.504	24.733	34.722	207.9																																											
5	1:57.454	22.308	35.652	24.826	34.668	207.9																																											
6	1:56.857	22.257	35.433	24.570	34.597	208.7																																											
7	1:58.396	22.553	36.010	24.849	34.984	206.3																																											
8	2:11.116	B	22.460	35.553	24.849	48.254	205.1																																										
9	7:37.808	6:00.322	36.918	25.382	35.186	120.0																																											
10	1:57.780	22.236	35.750	24.973	34.821	209.5																																											
11	1:59.158	22.112	36.184	25.259	35.603	212.3																																											
12	1:57.697	22.109	35.614	24.840	35.134	211.1																																											
13	1:59.518	22.481	35.981	24.781	36.275	205.5																																											
14	1:58.639	22.077	35.787	25.724	35.051	213.6																																											
15	1:58.543	22.686	35.926	24.863	35.068	210.7																																											
16	1:58.208	22.425	36.049	25.215	34.519	207.1																																											
17	1:57.548	22.550	35.740	24.680	34.578	204.0																																											
15	Martim M. RAMOS						POR	14	2:03.748	23.688	37.488	26.103	36.469	190.4	15	2:03.740	23.549	37.457	26.137	36.597	191.7	16	2:03.279	23.741	37.291	25.987	36.260	190.4	17	2:03.668	23.599	37.244	26.053	36.772	191.7	18	2:03.616	23.819	37.270	26.139	36.388	191.7	19	2:03.273	23.549	37.431	26.005	36.288	191.4
CUNA DE CAMPEONES							MIR RACING																																										
1	3:42.096	1:59.062	39.038	26.858	37.138	130.0																																											
2	2:02.961	23.854	37.214	25.861	36.032	189.7																																											
3	2:02.212	23.691	37.054	25.783	35.684	188.7																																											
4	2:01.682	23.519	36.808	25.765	35.590	189.4																																											
5	2:01.244	23.198	36.662	25.767	35.617	192.4																																											
6	2:00.854	23.308	36.701	25.556	35.289	192.1																																											



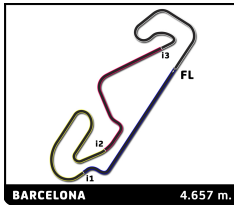
PreMoto3/Promo3

ESBK CIRCUIT DE BARCELONA-CATALUNYA

Entrenamiento Libre 4

Sector Analysis

___ Invalidated Lap							■ Personal Best	■ Session Best	B Crossing the pit lane					
Lap	Time	Sector 1	Sector 2	Sector 3	Sector 4	T.Spd	Lap	Time	Sector 1	Sector 2	Sector 3	Sector 4	T.Spd	
7	2:08.050	23.312	36.969	28.180	39.589	190.4								
8	2:01.127	23.440	36.946	25.506	35.235	190.4								
9	2:01.005	23.371	36.590	25.543	35.501	189.7								
10	2:01.365	23.524	36.773	25.618	35.450	190.4								
11	2:24.337 B	23.940	41.502	29.521	49.374	190.4								
12	4:44.564	3:03.212	38.129	26.221	37.002	135.9								
13	2:02.143	23.513	37.083	25.818	35.729	189.7								
14	2:01.509	23.474	36.917	25.596	35.522	189.4								
15	2:32.719 B	24.207	46.629	30.742	51.141	190.7								
16	2:20.447	40.253	37.804	26.208	36.182	148.7								
17	2:01.615	23.465	36.943	25.655	35.552	191.7								
16	Alvaro FUERTES	ESP					BEON							
	FUERTES TEAM													
1	3:54.104	2:11.344	36.792	26.383	39.585	154.9								
2	1:58.439	22.513	35.940	24.888	35.098	204.0								
3	1:57.630	22.403	35.783	24.718	34.726	203.2								
4	1:57.226	22.438	35.420	24.797	34.571	204.0								
5	1:57.097	22.243	35.631	24.650	34.573	204.7								
6	2:09.889 B	22.456	35.670	24.813	46.950	207.1								
7	5:01.697	3:11.378	45.491	27.984	36.844	139.4								
8	2:09.566 B	22.575	36.252	24.916	45.823	203.6								
9	4:51.120	2:56.998	42.577	29.604	41.941	86.2								
10	1:57.946	22.341	35.914	24.766	34.925	208.7								
11	1:57.734	22.195	35.622	24.882	35.035	208.3								
12	2:00.000	24.852	35.882	24.554	34.712	203.6								
13	1:57.200	22.361	35.626	24.666	34.547	210.7								
14	2:01.379	22.481	38.227	25.807	34.864	204.0								
15	1:57.073	22.171	35.480	24.735	34.687	213.2								
16	2:04.026	25.260	36.911	25.659	36.196	204.7								
17	1:57.254	22.284	35.525	24.733	34.712	206.3								
22	Ben R. AUSTIN	GBR					BEON							
	AUSTIN RACING VHC LIQUI MOLY													
1	2:54.432	1:17.082	36.706	25.088	35.556	155.8								
2	1:59.591	22.168	36.996	25.065	35.362	210.3								
3	1:59.983	22.473	36.624	25.373	35.513	207.9								
4	1:59.460	22.585	36.598	24.893	35.384	204.0								
5	2:05.099 B	22.607	36.521	25.142	40.829	205.9								
6	7:08.753	5:31.433	36.554	25.222	35.544	151.6								
7	1:59.959	22.622	36.859	24.975	35.503	207.1								
8	2:06.670 B	22.461	36.297	25.066	42.846	209.5								
9	5:40.972	4:02.308	37.041	25.513	36.110	139.6								
10	2:00.052	22.783	36.444	25.202	35.623	208.3								
11	1:59.666	22.791	36.355	25.097	35.423	209.5								
12	2:00.522	22.710	36.989	25.205	35.618	207.1								
13	2:00.094	22.435	36.626	25.277	35.756	209.5								
14	2:02.016	22.441	37.903	25.453	36.219	207.5								
15	2:07.065	23.369	39.550	27.351	36.795	203.2								
24	Jayant CHOTE	NLD					MIR RACING							
	CUNA DE CAMPEONES													
1	3:16.501	1:35.056	38.756	26.564	36.125	144.0								
2	2:02.885	23.748	37.398	26.012	35.727	194.5								
3	2:02.330	23.689	37.128	25.928	35.585	192.1								
4	2:01.681	23.592	37.094	25.635	35.360	190.1								
5	2:02.473	23.309	37.230	25.632	36.302	193.8								
6	2:16.124 B	23.883	37.470	25.870	48.901	189.4								
7	5:35.883	3:32.913	50.509	31.808	40.653	92.6								
8	2:03.080	23.897	37.213	25.681	36.289	190.7								
9	2:02.445	23.947	37.239	25.736	35.523	185.5								
10	2:20.781 B	23.246	37.323	28.976	51.236	194.1								
11	2:19.235	40.784	37.183	25.864	35.404	148.3								
12	2:01.901	23.635	36.945	25.814	35.507	187.8								
13	2:01.629	23.620	36.969	25.707	35.333	187.8								
14	2:05.493	26.493	38.074	25.592	35.334	187.8								
15	2:01.221	23.541	36.759	25.934	34.987	189.1								
16	2:01.932	23.360	37.131	25.737	35.704	193.1								
17	2:01.932	23.601	36.942	25.758	35.631	189.4								
25	Kyle PAYNE	GBR					MIR RACING							
	CUNA DE CAMPEONES													
1	3:03.259	1:15.199	40.977	28.164	38.919	145.0								
2	2:07.332	24.111	38.911	26.736	37.574	192.1								
3	2:06.627	24.501	38.508	26.403	37.215	183.3								
4	2:05.280	24.152	38.120	26.185	36.823	188.4								
5	2:05.198	24.111	38.116	26.264	36.707	180.9								
6	2:04.332	23.745	37.609	26.069	36.909	192.8								
21	Mathis FARGIER	FRA												
	JFJ RACING TEAM													
1	3:54.551	2:13.272	36.855	25.574	38.850	147.7								
2	1:58.434	22.344	36.053	25.154	34.883	205.1								
3	1:57.664	22.159	35.923	24.930	34.652	205.5								



PreMoto3/Promo3 ESBK CIRCUIT DE BARCELONA-CATALUNYA Entrenamiento Libre 4

Sector Analysis

___ Invalidated Lap							■ Personal Best							■ Session Best							B Crossing the pit lane						
Lap	Time	Sector 1	Sector 2	Sector 3	Sector 4	T.Spd	Lap	Time	Sector 1	Sector 2	Sector 3	Sector 4	T.Spd	Lap	Time	Sector 1	Sector 2	Sector 3	Sector 4	T.Spd	Lap	Time	Sector 1	Sector 2	Sector 3	Sector 4	T.Spd
7	2:04.926	23.861	38.059	26.179	36.827	189.7	5	2:03.554	23.667	37.558	25.860	36.469	194.1	1	2:53.127	1:15.917	37.358	24.783	35.069	160.6	1	2:53.423	1:16.817	36.583	24.799	35.224	158.3
8	2:04.862	23.872	38.041	26.268	36.681	190.4	6	2:18.699B	24.312	39.507	25.848	49.032	194.5	2	1:57.615	22.180	36.175	24.579	34.681	213.6	2	2:00.497	23.396	36.959	25.764	35.378	189.4
9	2:17.518B	24.526	39.089	27.106	46.797	187.8	7	12:24.751	...	44.139	26.110	36.688	132.9	3	1:58.880	22.409	36.021	25.402	35.048	205.5	3	2:08.064	23.425	39.290	26.251	39.098	190.4
10	4:02.487	2:20.380	38.727	26.245	37.135	143.4	8	2:03.906	23.359	37.582	26.038	36.927	198.4	4	1:58.162	22.224	36.179	24.918	34.841	206.3	4	2:09.613	28.082	40.535	25.594	35.402	184.6
11	2:05.549	23.964	38.209	26.423	36.953	189.7	9	2:03.574	23.429	37.514	25.988	36.643	195.2	5	1:59.764	23.083	36.421	25.316	34.944	193.5	5	1:59.764	23.083	36.421	25.316	34.944	193.5
12	2:04.428	23.785	37.833	25.992	36.818	192.4	10	2:02.869	23.541	37.224	25.891	36.213	195.9	6	2:00.527	23.454	36.453	25.344	35.276	188.1	6	2:00.527	23.454	36.453	25.344	35.276	188.1
13	2:04.222	23.822	37.724	26.117	36.559	192.4	11	2:25.217	28.730	48.938	30.554	36.995	198.4	7	1:59.320	23.092	36.198	25.187	34.843	191.4	7	1:59.320	23.092	36.198	25.187	34.843	191.4
14	2:03.432	23.465	37.455	26.199	36.313	195.5	12	2:02.679	23.254	37.113	25.761	36.551	198.8	8	2:00.208	23.212	36.500	25.597	34.899	190.7	8	2:00.208	23.212	36.500	25.597	34.899	190.7
15	2:07.891	24.139	39.198	26.798	37.756	193.5	13	2:34.880B	26.734	46.905	30.694	50.547	195.5	9	2:00.169	22.979	36.251	25.213	35.726	194.5	9	2:00.169	22.979	36.251	25.213	35.726	194.5
16	2:18.389B	24.682	39.174	27.096	47.437	188.4	14	2:00.110	22.151	37.026	25.787	35.146	205.1	10	2:05.802	23.218	37.908	26.435	38.241	190.1	10	2:05.802	23.218	37.908	26.435	38.241	190.1

34 Eitan G. GRAS							URY						
AUSTIN RACING VHC LIQUI MOLY							BEON						
1	2:53.423	1:16.817	36.583	24.799	35.224	158.3							
2	1:57.615	22.180	36.175	24.579	34.681	213.6							
3	1:58.495	22.070	36.290	25.057	35.078	207.9							
4	1:58.316	22.190	36.337	24.975	34.814	205.9							
5	2:08.973B	22.348	36.393	24.879	45.353	209.1							
6	7:09.967	5:32.797	36.567	25.294	35.309	154.7							
7	2:00.246	22.874	36.883	25.179	35.310	199.5							
8	2:06.198B	22.421	36.153	25.006	42.618	204.7							
9	5:40.712	4:02.582	37.158	25.479	35.493	136.4							
10	1:58.971	23.371	35.767	24.877	34.956	189.1							
11	2:00.477	22.489	36.667	25.006	36.315	210.7							
12	1:57.297	22.185	35.921	24.537	34.654	214.0							
13	2:01.029	21.915	37.361	26.672	35.081	216.6							
14	1:57.681	22.216	35.883	24.634	34.948	211.5							
15	2:03.181	22.289	38.561	25.553	36.778	208.3							
16	1:57.011	22.046	35.629	24.662	34.674	212.8							

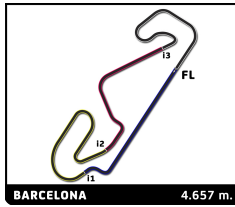
35 Adrian COVARRUBIAS							ESP						
PM MOTORSPORT							MIR RACING						
1	2:57.713	1:17.491	37.422	25.468	37.332	140.8							
2	2:01.497	23.396	36.959	25.764	35.378	189.4							
3	2:08.064	23.425	39.290	26.251	39.098	190.4							
4	2:09.613	28.082	40.535	25.594	35.402	184.6							
5	1:59.764	23.083	36.421	25.316	34.944	193.5							
6	2:00.527	23.454	36.453	25.344	35.276	188.1							
7	1:59.320	23.092	36.198	25.187	34.843	191.4							
8	2:00.208	23.212	36.500	25.597	34.899	190.7							
9	2:00.169	22.979	36.251	25.213	35.726	194.5							
10	2:05.802	23.218	37.908	26.435	38.241	190.1							
11	2:00.059	23.506	36.594	25.235	34.724	191.7							
12	2:20.767B	23.662	37.280	27.745	52.080	182.1							
13	6:08.886	4:22.675	43.282	26.629	36.300	96.2							
14	2:03.074	23.687	38.572	25.260	35.555	191.1							
15	2:00.133	22.937	36.142	25.429	35.625	197.0							
16	1:59.577	22.863	36.286	25.395	35.033	195.2							
17	2:00.118	22.976	36.271	25.435	35.436	193.1							
18	2:02.658	23.239	37.174	25.901	36.344	190.7							

37 Montague J. AMER							GBR						
AUSTIN RACING VHC LIQUI MOLY							BEON						
1	3:10.691	1:23.746	42.687	26.767	37.491	138.9							
2	2:03.488	23.529	37.756	25.975	36.228	197.3							
3	2:03.036	23.416	37.313	25.886	36.421	197.3							
4	2:03.337	23.588	37.399	25.839	36.511	195.2							

41 Yvonne CERPA							ESP						
IGAXTEAM							BEON						
1	2:53.127	1:15.917	37.358	24.783	35.069	160.6							
2	1:57.737	22.307	36.004	24.658	34.768	207.5							
3	1:58.880	22.409	36.021	25.402	35.048	205.5							
4	1:58.162	22.224	36.179	24.918	34.841	206.3							
5	1:59.159	22.780	36.022	24.789	35.568	207.9							
6	2:01.100	22.473	38.806	25.030	34.791	205.1							
7	2:01.308	22.924	36.526	26.304	35.554	204.7							
8	2:12.552B	22.364	35.804	25.203	49.181	205.5							
9	8:54.047	7:15.565	36.839	25.913	35.730	152.3							
10	1:58.976	22.921	36.274	24.685	35.096	201.7							
11	1:58.250	22.459	35.859	25.326	34.606	210.7							
12	1:59.572	22.788	37.191	24.672	34.921	213.6							
13	1:56.964	22.151	35.839	24.634	34.340	211.5							
14	2:00.110	22.151	37.026	25.787	35.146	205.1							
15	1:58.351	23.647	35.466	24.660	34.578	204.7							
16	2:00.305	22.420	37.109	25.640	35.136	206.3							
17	1:57.992	22.138	35.666	25.408	34.780	206.3							

44 Mark PEREZ							ESP						
CUNA DE CAMPEONES							MIR RACING						
1	3:13.177	1:32.279	37.938	26.789	36.171	146.1							
2	2:03.147	23.786	37.243	26.417	35.701	192.4							
3	2:02.602	23.794	37.103	26.075	35.630	189.4							
4	2:03.666	23.743	37.482	26.171	36.270	190.7							
5	2:03.530	23.558	37.472	25.953	36.547	189.4							
6	2:15.707B	23.580	37.786	26.063	48.278	193.8							
7	3:34.187	1:53.761	38.168	26.530	35.728	126.0							
8	2:01.954	23.591	36.824	26.016	35.523	192.8							
9	2:14.950B	23.384	37.136	26.020	48.410	193.5							
10	2:42.911B	45.865	38.485	26.968	51.593	148.1							
11	5:40.988	3:59.587	39.134	26.645	35.622	135.4							
12	2:02.035	23.589	37.004	25.989	35.453	192.1							
13	2:02.478	23.623	37.252	26.089	35.514	190.1							
14	2:10.999	24.125	39.391	28.278	39.205	189.4							
15	2:03.445	24.516	37.630	25.859	35.440	182.4							
16	2:01.855	23.783	36.945	25.946	35.181	188.1							

49 Xavier MARTINEZ							ESP						
CUNA DE CAMPEONES							MIR RACING						
1	3:10.935	1:31.272	37.686	25.789	36.188	147.7							
2	2:01.893	23.511	37.319	25.776	35.287	193.1							
3	2:00.347	23.459	36.457	25.370	35.061	189.1							
4	2:00.038	23.537	36.251	25.410	34.840	189.4							
5	2:00.502	23.393	36.567	25.424	35.118	188.1							
6	1:59.730	23.550	36.062	25.459	34.659	187.1							



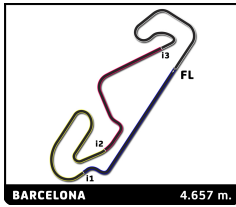
PreMoto3/Promo3

ESBK CIRCUIT DE BARCELONA-CATALUNYA

Entrenamiento Libre 4

Sector Analysis

___ Invalidated Lap							■ Personal Best	■ Session Best	B Crossing the pit lane				
Lap	Time	Sector 1	Sector 2	Sector 3	Sector 4	T.Spd	Lap	Time	Sector 1	Sector 2	Sector 3	Sector 4	T.Spd
54 Jesus RIOS ESP													
MRE TALENT CORSE													
7	2:01.123	23.495	36.848	25.443	35.337	186.8							
8	2:00.317	23.450	36.237	25.706	34.924	190.7							
9	2:00.832	23.479	36.675	25.628	35.050	189.7							
10	1:59.469	23.145	38.223	25.267	34.834	194.5							
11	2:24.169 B	26.080	38.856	25.473	53.760	191.7							
12	6:28.896	4:50.212	37.227	25.748	35.709	115.2							
13	2:01.094	23.465	36.787	25.566	35.276	189.7							
14	2:02.743	23.704	36.789	26.646	35.604	189.4							
15	2:01.085	23.568	36.623	25.631	35.263	189.4							
16	2:02.322	23.700	37.076	25.771	35.775	191.1							
17	2:01.961	23.822	36.936	25.608	35.595	188.7							
73 Nuno G. RIBEIRO POR													
LOUSAESTRADAS BEON													
8	8:56.457	7:12.202	43.532	25.363	35.360	114.2							
9	2:07.120 B	22.555	35.769	24.637	44.159	204.0							
10	2:16.688	40.100	36.936	24.995	34.657	145.5							
11	1:56.939	22.445	35.640	24.590	34.264	205.1							
12	1:56.713	22.395	35.463	24.466	34.389	205.5							
13	2:05.862 B	22.307	35.616	24.546	43.393	205.5							
14	2:50.297	1:11.394	37.937	25.718	35.248	143.4							
15	1:58.016	22.458	35.888	24.970	34.700	204.4							
16	1:58.208	22.566	35.933	25.017	34.692	204.0							
94 Marc AGUILAR ESP													
QRG MOTOR RACING BEON													
1	4:04.450 B	2:05.093	38.523	29.220	51.614	129.6							
2	2:17.273	41.375	36.214	24.806	34.878	160.6							
3	1:56.500	22.174	35.470	24.500	34.356	205.1							
4	1:56.668	22.180	35.524	24.514	34.450	205.1							
5	1:58.798	22.060	37.004	25.074	34.660	205.5							
6	1:56.989	22.310	35.443	24.508	34.728	206.7							
7	1:58.809	22.380	37.749	24.764	33.916	205.1							
8	2:10.244 B	21.868	35.477	24.872	48.027	209.5							
57 Ruben ROMERO ESP													
ILUSION TEAM BEON													
1	8:50.440	7:09.116	39.943	25.759	35.622	145.3							
2	2:00.034	22.371	37.008	25.140	35.515	208.3							
3	1:59.061	22.354	36.576	25.056	35.075	202.8							
4	1:59.174	22.498	36.697	24.929	35.050	205.5							
5	2:11.873 B	22.283	36.664	25.447	47.479	207.1							
6	8:56.559	7:02.259	42.536	29.618	42.146	90.5							
7	2:23.191 B	22.376	38.054	28.998	53.763	206.7							
8	5:28.245	3:45.507	40.479	26.351	35.908	152.1							
9	2:03.266	23.202	38.263	25.757	36.044	204.7							
10	1:58.766	22.352	36.316	25.015	35.083	208.7							
11	1:58.304	22.452	35.904	25.208	34.740	208.7							
12	1:57.778	22.147	36.081	24.800	34.750	209.9							
58 Jose L. ARMARIO ESP													
GM FUEL-VRC TEAM MIR RACING													
1	3:01.731	1:23.946	36.993	24.928	35.864	154.4							
2	1:57.436	22.361	35.452	24.544	35.079	205.9							
3	1:56.601	22.286	35.476	24.491	34.348	206.3							
4	1:55.959	22.214	35.281	24.408	34.056	208.7							
5	1:57.850	22.101	35.751	24.672	35.326	207.1							
6	2:01.837	22.200	37.480	25.840	36.317	205.5							
7	2:11.981 B	22.449	35.745	24.678	49.109	206.7							
98 Mika SIEBRATH GER													
CUNA DE CAMPEONES MIR RACING													
1	3:10.867	1:27.078	39.518	26.917	37.354	143.6							
2	2:03.522	23.859	37.605	26.169	35.889	194.1							
3	2:03.078	23.445	37.417	25.911	36.305	197.0							
4	2:03.836	24.162	38.369	25.777	35.528	192.1							
5	2:21.054 B	23.699	37.210	25.707	54.438	193.5							
6	2:28.368	48.827	37.424	26.163	35.954	113.2							
7	2:01.933	24.012	36.909	25.698	35.314	189.7							
8	2:02.433	23.678	37.044	25.749	35.962	192.1							
9	2:01.938	23.884	36.542	25.757	35.755	189.1							
10	2:01.616	23.595	36.476	25.698	35.847	190.7							
11	2:01.768	23.799	36.619	25.796	35.554	189.1							
12	2:01.986	23.939	36.816	25.657	35.574	189.4							
13	2:25.926 B	24.910	42.894	27.054	51.068	190.7							



PreMoto3/Promo3
ESBK CIRCUIT DE BARCELONA-CATALUNYA
Entrenamiento Libre 4

Sector Analysis

— Invalidated Lap

■ Personal Best

■ Session Best

B Crossing the pit lane

Lap	Time	Sector 1	Sector 2	Sector 3	Sector 4	T.Sp	Lap	Time	Sector 1	Sector 2	Sector 3	Sector 4	T.Sp
14	5:24.699	3:45.758	36.931	26.110	35.900	132.6							
15	2:01.329	23.379	36.676	25.981	35.293	197.3							
16	2:01.740	23.302	37.092	25.842	35.504	196.2							
17	2:02.102	23.857	36.797	25.908	35.540	190.7							