

# SBK

## ESBK CIRCUIT DE BARCELONA-CATALUNYA

### Entrenamiento Libre 3B

### Sector Analysis

— Invalidated Lap    ■ Personal Best    ■ Session Best    B Crossing the pit lane

Lap	Time	Sector 1	Sector 2	Sector 3	Sector 4	Elapsed	Lap	Time	Sector 1	Sector 2	Sector 3	Sector 4	Elapsed
7	1:49.921	19.201	34.260	22.903	33.557	13:55.269	11	1:46.085	18.551	33.119	21.870	32.545	25:55.920
8	1:51.120	19.821	34.624	22.881	33.794	15:46.389	12	2:01.449B	19.177	35.557	22.470	44.245	27:57.369
9	1:51.014	19.472	34.680	23.071	33.791	17:37.403	13	5:11.681	3:42.306	34.035	22.288	33.052	33:09.050
10	1:49.850	19.438	34.341	22.712	33.359	19:27.253	14	1:46.597	18.642	33.452	21.965	32.538	34:55.647
11	2:07.869B	19.334	37.407	24.209	46.919	21:35.122	15	1:46.445	18.484	33.143	22.173	32.645	36:42.092
12	3:59.882	2:24.964	37.357	23.238	34.323	25:35.004	16	1:45.523	18.428	32.988	21.743	32.364	38:27.615
13	1:51.328	19.563	34.883	23.001	33.881	27:26.332	17	1:45.983	18.401	33.002	21.872	32.708	40:13.598
14	1:51.060	19.171	34.539	23.553	33.797	29:17.392							
15	1:55.090	19.768	37.206	23.996	34.120	31:12.482							
16	1:50.028	19.083	34.372	22.631	33.942	33:02.510							
17	1:51.051	19.371	34.606	22.972	34.102	34:53.561							
18	1:50.555	19.236	34.271	23.033	34.015	36:44.116							
19	2:08.713B	19.821	38.855	23.340	46.697	38:52.829							

**17 Miguel CORTES** ESP  
MDR SPAIN CIRCUITS YAMAHA

1	3:13.552	1:38.292	36.177	24.044	35.039	3:13.552
2	1:53.809	20.143	35.560	23.646	34.460	5:07.361
3	1:53.155	20.214	35.162	23.408	34.371	7:00.516
4	1:53.703	20.288	35.267	23.545	34.603	8:54.219
5	1:54.277	20.199	35.517	24.160	34.401	10:48.496
6	1:53.164	20.033	35.458	23.153	34.520	12:41.660
7	1:53.317	20.010	35.211	23.537	34.559	14:34.977
8	2:17.190B	25.420	38.584	23.827	49.359	16:52.167
9	8:43.463	7:08.125	37.972	23.287	34.079	25:35.630
10	1:51.303	19.825	34.825	22.951	33.702	27:26.933
11	1:51.423	19.629	34.749	23.277	33.768	29:18.356
12	2:09.474B	20.204	35.202	23.466	50.602	31:27.830

**24 Anacleto DALL** ESP  
GV STRATOS YAMAHA

1	2:47.339	1:09.626	36.588	25.196	35.979	2:47.339
2	1:56.206	20.335	35.669	24.517	35.685	4:43.545
3	1:54.841	20.215	35.700	24.050	34.876	6:38.386
4	2:08.050B	20.677	35.697	24.766	46.910	8:46.436
5	10:52.374	9:16.467	36.241	24.514	35.152	19:38.810
6	1:55.500	20.549	35.717	23.984	35.250	21:34.310
7	1:55.331	20.413	35.897	24.056	34.965	23:29.641
8	1:55.664	20.138	36.133	24.398	34.995	25:25.305
9	1:55.007	19.968	35.767	24.250	35.022	27:20.312
10	2:11.308B	20.669	36.034	24.238	50.367	29:31.620
11	6:43.142	5:07.384	36.198	24.256	35.304	36:14.762
12	1:55.287	20.539	35.675	24.139	34.934	38:10.049
13	1:54.746	20.211	35.458	23.997	35.080	40:04.795

**26 Daniel SAEZ** ESP  
ALMA RACING TEAM KAWASAKI

1	2:17.988	47.543	34.819	22.630	32.996	2:17.988
2	1:46.264	18.642	33.123	22.023	32.476	4:04.252
3	1:46.992	18.511	33.698	22.188	32.595	5:51.244
4	1:46.911	18.549	33.598	22.251	32.513	7:38.155
5	1:46.482	18.656	33.294	21.964	32.568	9:24.637
6	2:00.285B	18.813	36.564	22.847	42.061	11:24.922
7	7:21.617	5:48.752	34.084	22.363	36.418	18:46.539
8	1:50.366	18.791	35.646	22.799	33.130	20:36.905
9	1:46.562	18.559	33.288	21.914	32.801	22:23.467
10	1:46.368	18.601	33.113	21.992	32.662	24:09.835

**27 Balint KOVACS** HUN  
NEW2 PROJECT YAMAHA

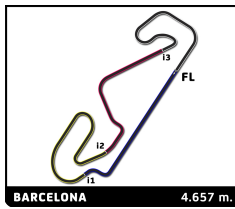
1	2:13.102	30.238	43.009	24.772	35.083	2:13.102
2	1:46.032	18.590	33.025	21.956	32.461	3:59.134
3	1:50.151	19.924	35.340	21.998	32.889	5:49.285
4	1:46.710	18.575	33.251	22.364	32.520	7:35.995
5	1:47.466	18.606	33.651	22.384	32.825	9:23.461
6	1:54.622	18.462	34.601	27.104	34.455	11:18.083
7	1:46.527	18.674	33.296	22.017	32.540	13:04.610
8	2:12.514B	19.751	42.924	23.539	46.300	15:17.124
9	5:06.306	3:28.860	38.045	24.787	34.614	20:23.430
10	1:45.660	18.460	33.207	21.827	32.166	22:09.090
11	1:45.183	18.371	32.599	21.719	32.494	23:54.273
12	2:01.933B	20.067	34.808	22.257	44.801	25:56.206
13	5:11.311	3:37.273	36.452	23.304	34.282	31:07.517
14	1:45.727	18.457	32.988	21.910	32.372	32:53.244
15	1:48.276	18.775	34.066	22.598	32.837	34:41.520
16	1:47.282	18.777	34.062	22.048	32.395	36:28.802
17	2:02.192B	19.686	35.712	21.999	44.795	38:30.994
18	2:09.221	39.665	33.844	22.160	33.552	40:40.215

**29 Juan Jose NUÑEZ** ESP  
KAWASAKI PALMETO PL RACING KAWASAKI

1	2:48.193	1:11.682	37.042	23.772	35.697	2:48.193
2	1:54.328	19.803	35.605	23.875	35.045	4:42.521
3	1:53.119	19.341	35.641	23.194	34.943	6:35.640
4	1:53.027	19.336	35.244	23.667	34.780	8:28.667
5	1:52.014	19.269	35.176	23.073	34.496	10:20.681
6	1:52.538	19.161	35.337	23.296	34.744	12:13.219
7	1:54.556	19.534	36.770	23.624	34.628	14:07.775
8	1:51.923	19.319	35.246	22.934	34.424	15:59.698
9	1:51.721	19.271	35.062	22.904	34.484	17:51.419
10	1:51.379	19.191	34.877	22.875	34.436	19:42.798
11	1:51.361	19.018	34.803	23.033	34.507	21:34.159
12	1:51.246	19.236	34.958	22.747	34.305	23:25.405
13	2:10.562B	19.479	38.269	23.586	49.228	25:35.967
14	6:08.770	4:30.798	39.574	23.591	34.807	31:44.737
15	1:51.998	19.428	35.147	22.913	34.510	33:36.735
16	1:51.111	19.095	34.840	22.818	34.358	35:27.846
17	1:50.785	19.176	34.747	22.655	34.207	37:18.631
18	1:50.643	19.072	34.771	22.673	34.127	39:09.274
19	2:09.965B	19.023	34.979	23.265	52.698	41:19.239

**30 Joan ZAMORANO** ESP  
ETG RACING YAMAHA

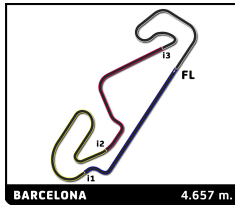
1	4:30.920	2:55.995	36.683	23.899	34.343	4:30.920
2	1:52.427	19.507	35.623	23.182	34.115	6:23.347
3	1:52.106	19.476	35.180	23.200	34.250	8:15.453
4	1:51.657	19.653	34.791	23.166	34.047	10:07.110



# SBK ESBK CIRCUIT DE BARCELONA-CATALUNYA Entrenamiento Libre 3B

## Sector Analysis

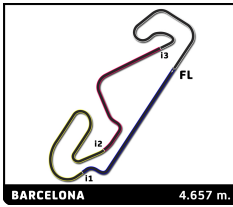
_ Invalidated Lap							■ Personal Best	■ Session Best	B Crossing the pit lane					
Lap	Time	Sector 1	Sector 2	Sector 3	Sector 4	Elapsed	Lap	Time	Sector 1	Sector 2	Sector 3	Sector 4	Elapsed	
<b>31 Carmelo MORALES</b> ESP														
CARDOSO RACING							YAMAHA							
1	3:06.990	1:37.595	34.283	22.426	32.686	3:06.990								
2	1:46.630	18.584	33.147	22.014	32.885	4:53.620								
3	1:46.268	18.563	33.281	21.866	32.558	6:39.888								
4	1:47.826	19.217	33.288	22.414	32.907	8:27.714								
5	1:46.654	18.522	33.681	21.907	32.544	10:14.368								
6	1:46.556	18.381	33.305	22.303	32.567	12:00.924								
7	1:58.075B	18.815	34.622	22.477	42.161	13:58.999								
8	10:07.130	8:38.417	34.140	22.127	32.446	24:06.129								
9	1:45.433	18.390	32.990	21.701	32.352	25:51.562								
10	1:45.033	18.337	32.958	21.623	32.115	27:36.595								
11	1:45.284	18.332	32.942	21.687	32.323	29:21.879								
12	1:45.391	18.324	32.975	21.699	32.393	31:07.270								
13	1:45.617	18.350	33.041	21.853	32.373	32:52.887								
14	1:58.571B	19.004	33.581	22.029	43.957	34:51.458								
15	4:26.474	2:56.781	33.758	22.386	33.549	39:17.932								
16	1:45.210	18.554	32.807	21.626	32.223	41:03.142								
<b>51 Eric GRANADO</b> BRA														
TEAM HONDA LAGLISSE							HONDA							
1	2:12.706	40.965	35.627	22.978	33.136	2:12.706								
2	1:53.917	18.506	33.219	21.757	40.435	4:06.623								
3	1:46.596	18.415	32.820	21.980	33.381	5:53.219								
4	1:45.125	18.324	32.790	21.780	32.231	7:38.344								
5	1:44.774	18.217	32.747	21.600	32.210	9:23.118								
6	1:44.834	18.316	32.678	21.581	32.259	11:07.952								
7	2:05.316B	18.273	38.715	22.410	45.918	13:13.268								
8	10:29.168	8:55.422	35.636	22.574	35.536	23:42.436								
9	1:44.996	18.453	32.877	21.560	32.106	25:27.432								
10	1:44.848	18.328	33.053	21.478	31.989	27:12.280								
11	1:44.516	18.353	32.613	21.504	32.046	28:56.796								
12	1:44.207	18.146	32.643	21.562	31.856	30:41.003								
13	1:44.194	18.247	32.537	21.435	31.975	32:25.197								
14	1:44.315	18.215	32.645	21.428	32.027	34:09.512								
15	2:41.264B	18.176	32.568	1:03.752	46.768	36:50.776								
16	4:44.271	3:12.290	36.117	23.063	32.801	41:35.047								
<b>55 Alejandro MEDINA</b> ESP														
TEAM SPEED RACING							KAWASAKI							
1	2:29.546	59.804	34.261	22.443	33.038	2:29.546								
2	1:46.953	18.675	33.089	22.180	33.009	4:16.499								
3	1:47.001	18.916	33.076	22.312	32.697	6:03.500								
4	1:46.930	18.773	33.356	22.075	32.726	7:50.430								
5	1:47.364	18.592	33.456	22.245	33.071	9:37.794								
6	1:47.387	18.774	33.604	22.122	32.887	11:25.181								
7	1:47.242	18.716	33.545	22.160	32.821	13:12.423								
8	2:07.459B	19.031	37.452	22.782	48.194	15:19.882								
9	6:22.152	4:52.436	34.475	22.273	32.968	21:42.034								
10	1:47.612	18.895	33.206	21.976	33.535	23:29.646								
11	1:46.708	19.017	33.023	22.114	32.554	25:16.354								
12	1:46.229	18.693	33.077	21.942	32.517	27:02.583								
13	1:54.927	19.029	38.545	22.854	34.499	28:57.510								
14	1:46.684	18.598	33.002	22.543	32.541	30:44.194								
15	1:46.231	18.701	33.105	22.004	32.421	32:30.425								
16	2:03.787B	19.337	34.893	22.601	46.956	34:34.212								
17	3:26.456	1:52.056	38.168	22.781	33.451	38:00.668								
18	1:59.994	18.965	35.545	28.421	37.063	40:00.662								
<b>57 Christian PALOMARES</b> ESP														
TEAM SPEED RACING							KAWASAKI							
1	2:21.286	51.725	34.212	22.327	33.022	2:21.286								
2	1:46.182	19.002	32.822	22.012	32.346	4:07.468								
3	1:46.987	18.850	32.921	21.944	33.272	5:54.455								
4	1:46.102	18.847	32.865	21.779	32.611	7:40.557								
5	1:45.845	18.714	32.953	21.863	32.315	9:26.402								
6	1:45.709	18.617	32.827	21.960	32.305	11:12.111								
7	1:58.273B	18.615	33.295	22.958	43.405	13:10.384								
8	9:52.011	8:20.495	34.964	23.069	33.483	23:02.395								



# SBK ESBK CIRCUIT DE BARCELONA-CATALUNYA Entrenamiento Libre 3B

## Sector Analysis

_ Invalidated Lap							■ Personal Best							■ Session Best							B Crossing the pit lane																																																																																																	
Lap	Time	Sector 1	Sector 2	Sector 3	Sector 4	Elapsed	Lap	Time	Sector 1	Sector 2	Sector 3	Sector 4	Elapsed	Lap	Time	Sector 1	Sector 2	Sector 3	Sector 4	Elapsed	Lap	Time	Sector 1	Sector 2	Sector 3	Sector 4	Elapsed																																																																																											
<b>61 Alessandro ZACCONI</b> ITA																																																																																																																						
ETG RACING YAMAHA																																																																																																																						
1	2:20.823	50.703	34.469	22.435	33.216	2:20.823	2	1:47.549	19.968	33.301	21.977	32.303	4:08.372	3	1:46.559	18.503	33.299	22.442	32.315	5:54.931	4	2:32.474 B	18.474	1:02.566	24.595	46.839	8:27.405	5	14:22.149	...	34.295	22.432	32.719	22:49.554	6	1:45.755	18.542	32.946	21.800	32.467	24:35.309	7	1:45.031	18.324	32.892	21.626	32.189	26:20.340	8	1:47.468	18.328	32.783	21.751	34.606	28:07.808	9	1:46.785	19.103	33.233	21.825	32.624	29:54.593	10	1:48.231	18.961	33.666	22.758	32.846	31:42.824	11	1:44.902	18.232	32.888	21.697	32.085	33:27.726	12	1:47.485	18.275	32.987	21.806	34.417	35:15.211	13	1:45.627	18.342	32.950	21.846	32.489	37:00.838	14	1:44.811	18.274	32.859	21.595	32.083	38:45.649	15	1:44.482	18.158	32.660	21.594	32.070	40:30.131														
<b>62 Nicholas P. EDGELEY</b> GBR																																																																																																																						
MONEX TEAM EDGE RST BMW MOTORRAD																																																																																																																						
1	2:10.185	32.667	37.206	24.917	35.395	2:10.185	2	1:52.058	19.400	34.950	23.536	34.172	4:02.243	3	1:52.655	19.670	34.541	23.502	34.942	5:54.898	4	1:52.872	19.881	35.193	23.556	34.242	7:47.770	5	1:51.065	19.477	34.355	23.148	34.085	9:38.835	6	1:54.516	19.766	34.449	25.674	34.627	11:33.351	7	1:50.491	19.209	34.452	22.981	33.849	13:23.842	8	2:11.761 B	20.322	36.254	27.422	47.763	15:35.603	9	10:36.656	9:03.879	35.189	23.542	34.046	26:12.259	10	1:51.711	19.449	35.082	23.369	33.811	28:03.970	11	1:50.165	19.321	34.297	23.043	33.504	29:54.135	12	1:51.008	19.346	34.371	23.553	33.738	31:45.143	13	1:51.810	19.310	35.204	23.181	34.115	33:36.953	14	1:54.328	19.335	34.737	24.151	36.105	35:31.281	15	1:50.085	19.297	34.143	23.056	33.589	37:21.366	16	2:13.349 B	19.423	35.465	26.558	51.903	39:34.715							
<b>66 Philippe LE GALLO</b> FRA																																																																																																																						
TEAM HONDA LAGLISSE HONDA																																																																																																																						
1	2:38.509	1:00.817	36.745	24.527	36.420	2:38.509	2	1:55.227	20.028	35.627	24.053	35.519	4:33.736	3	1:54.992	20.019	35.689	24.199	35.085	6:28.728	4	1:55.646	19.723	35.675	24.671	35.577	8:24.374	5	1:55.416	19.891	35.884	24.248	35.393	10:19.790	6	2:00.801	20.232	40.698	24.428	35.443	12:20.591	7	2:07.237 B	19.947	35.942	24.223	47.125	14:27.828																																																																						
<b>73 Florent VERCHERE</b> FRA																																																																																																																						
LCR SUPERBIKE YAMAHA																																																																																																																						
1	2:59.981	1:25.967	35.515	23.769	34.730	2:59.981	2	1:53.528	20.254	35.330	23.475	34.469	4:53.509	3	1:53.388	20.080	35.128	23.576	34.604	6:46.897	4	1:53.290	19.958	35.211	23.702	34.419	8:40.187	5	1:53.579	20.107	35.092	23.882	34.498	10:33.766	6	2:05.809 B	20.265	35.468	23.737	46.339	12:39.575	7	18:19.370	...	35.897	23.836	34.676	30:58.945	8	1:52.867	20.072	35.245	23.355	34.195	32:51.812	9	1:53.288	19.875	35.171	23.566	34.676	34:45.100	10	1:52.442	19.843	34.889	23.437	34.273	36:37.542	11	1:52.192	19.635	34.887	23.427	34.243	38:29.734	12	1:52.674	19.709	35.000	23.502	34.463	40:22.408																																			
<b>75 Ivo LOPES</b> POR																																																																																																																						
BMW EASYRACE TEAM BMW MOTORRAD																																																																																																																						
1	2:16.804	48.055	33.752	22.567	32.430	2:16.804	2	1:45.487	18.355	32.895	21.716	32.521	4:02.291	3	1:46.329	18.464	33.347	21.911	32.607	5:48.620																																																																																																		
<b>81 Jordi TORRES</b> ESP																																																																																																																						
TEAM HONDA LAGLISSE HONDA																																																																																																																						
1	1:55.938	23.760	35.659	22.956	33.563	1:55.938	2	1:46.659	18.558	33.522	21.881	32.698	3:42.597	3	1:45.902	18.363	33.088	21.791	32.660	5:28.499	4	2:02.598 B	18.276	33.280	21.902	49.140	7:31.097	5	11:52.209	...	46.181	22.275	32.892	19:23.306	6	1:44.945	18.223	32.792	21.573	32.357	21:08.251	7	1:44.341	18.049	32.771	21.404	32.117	22:52.592	8	1:44.660	18.144	32.906	21.469	32.141	24:37.252	9	1:44.429	18.084	32.703	21.567	32.075	26:21.681	10	1:45.351	18.070	32.617	21.537	33.127	28:07.032	11	1:44.534	18.022	32.732	21.638	32.142	29:51.566	12	1:44.566	17.987	32.757	21.495	32.327	31:36.132	13	1:44.367	18.003	32.711	21.374	32.279	33:20.499	14	1:44.415	17.971	32.745	21.417	32.282	35:04.914	15	1:44.361	18.009	32.717	21.491	32.144	36:49.275	16	1:44.518	18.037	32.702	21.408	32.371	38:33.793	17	1:44.619	18.018	32.736	21.483	32.382	40:18.412
<b>94 Naomichi URAMOTO</b> JPN																																																																																																																						
JEG RACING																																																																																																																						
1	2:14.135	38.790	38.861	22.671	33.813	2:14.135	2	1:45.214	18.392	32.587	22.148	32.087	3:59.349	3	1:50.487	20.621	34.567	22.378	32.921	5:49.836	4	1:45.467	18.800	32.714	21.837	32.116	7:35.303	5	2:02.316 B	18.496	36.670	22.325	44.825	9:37.619	6	6:48.454	5:20.474	33.623	21.984	32.373	16:26.073	7	1:45.653	18.419	32.906	21.790	32.538	18:11.726																																																																						



## SBK ESBK CIRCUIT DE BARCELONA-CATALUNYA Entrenamiento Libre 3B

### Sector Analysis

— Invalidated Lap    ■ Personal Best    ■ Session Best    B Crossing the pit lane

Lap	Time	Sector 1	Sector 2	Sector 3	Sector 4	Elapsed	Lap	Time	Sector 1	Sector 2	Sector 3	Sector 4	Elapsed
8	2:00.309 B	18.550	34.796	22.220	44.743	20:12.035							
9	6:41.617	5:13.568	33.676	21.941	32.432	26:53.652							
10	1:45.568	18.421	32.927	<b>21.770</b>	32.450	28:39.220							
11	1:46.009	18.321	33.056	22.195	32.437	30:25.229							
12	1:45.711	<b>18.315</b>	32.982	21.903	32.511	32:10.940							
13	1:48.900	18.419	34.894	22.415	33.172	33:59.840							
14	1:45.761	18.401	33.026	21.905	32.429	35:45.601							
15	1:46.740	18.963	33.356	21.943	32.478	37:32.341							
16	1:56.031 B	18.736	33.493	21.923	41.879	39:28.372							

99	Oscar GUTIERREZ	ESP
SP57 RACING TEAM		YAMAHA
1	2:16.335	47.418 34.166 22.363 32.388 2:16.335
2	1:45.489	18.524 32.832 21.686 32.447 4:01.824
3	1:45.906	18.790 33.255 21.727 <b>32.134</b> 5:47.730
4	<b>1:45.228</b>	18.423 32.941 <b>21.615</b> 32.249 7:32.958
5	1:45.472	18.589 32.887 21.819 32.177 9:18.430
6	1:45.381	<b>18.363</b> 32.920 21.720 32.378 11:03.811
7	1:45.351	18.450 <b>32.822</b> 21.710 32.369 12:49.162
8	2:02.478 B	19.769 35.147 22.227 45.335 14:51.640
9	13:15.999	... 38.133 24.470 35.873 28:07.639
10	1:48.114	18.639 33.132 21.822 34.521 29:55.753
11	1:45.818	18.457 33.066 21.912 32.383 31:41.571
12	1:45.793	18.571 32.908 21.861 32.453 33:27.364
13	1:45.632	18.439 32.919 21.774 32.500 35:12.996
14	1:45.493	18.443 32.942 21.745 32.363 36:58.489
15	1:45.577	18.466 32.914 21.752 32.445 38:44.066
16	1:45.961	18.463 32.941 21.839 32.718 40:30.027