

SBK

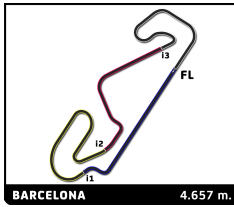
ESBK CIRCUIT DE BARCELONA-CATALUNYA

Entrenamiento Libre 4

Sector Analysis

— Invalidated Lap ■ Personal Best ■ Session Best B Crossing the pit lane

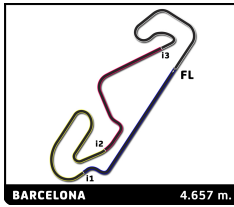
Lap	Time	Sector 1	Sector 2	Sector 3	Sector 4	T.Spd	Lap	Time	Sector 1	Sector 2	Sector 3	Sector 4	T.Spd		
1	Roman RAMOS						ESP	3	1:54.633	20.137	35.661	23.917	34.918	280.9	
	KAWASAKI PALMETO PL RACING						KAWASAKI	4	1:54.324	20.141	35.446	23.795	34.942	280.9	
	1	3:03.916	1:34.841	34.137	22.146	32.792	5	1:54.084	20.041	35.452	23.827	34.764	281.7		
	2	1:45.470	18.644	32.879	21.690	32.257	6	1:54.589	20.243	35.569	23.716	35.061	279.5		
	3	1:49.172	18.947	34.653	22.831	32.741	7	1:54.784	20.184	35.723	23.847	35.030	279.5		
	4	1:45.086	18.294	32.822	21.614	32.356	8	1:56.139	20.492	36.427	24.017	35.203	274.5		
	5	1:47.435	18.326	33.209	23.604	32.296	9	2:15.962	B	20.563	36.754	24.617	54.028	274.5	
	6	1:45.572	18.226	32.875	22.036	32.435	10	6:41.214	5:03.293	37.142	25.063	35.716	188.4		
	7	1:45.197	18.301	32.923	21.651	32.322	11	1:55.532	20.293	35.909	24.166	35.164	277.3		
	8	1:59.204	B	19.019	34.212	21.709	12	1:55.426	20.215	35.805	23.988	35.418	278.8		
	9	5:47.086	4:13.381	34.025	25.493	34.187	13	1:55.884	20.267	36.120	23.875	35.622	274.5		
	10	1:44.256	18.243	32.475	21.592	31.946	14	2:33.138	B	21.974	41.394	30.631	59.139	273.9	
	11	1:45.576	19.102	32.803	21.612	32.059									
	12	1:44.520	18.243	32.531	21.610	32.136									
	13	2:10.515	B	28.466	35.180	22.446									
	14	4:01.694	2:33.708	32.863	21.717	33.406									
	15	1:44.371	18.215	32.588	21.435	32.133									
	16	1:48.837	21.866	33.220	21.528	32.223									
4	Javier ARTIME						ESP	12	Julien LEYNINGER						FRA
	TEAM HONDA LAGLISSE						HONDA		LCR SUPERBIKE						YAMAHA
	1	2:48.779	1:14.131	36.199	23.820	34.629	1	3:12.720	1:38.563	36.235	23.561	34.361	167.0		
	2	1:51.223	19.278	34.709	23.055	34.181	2	1:52.432	19.598	35.078	23.358	34.398	287.6		
	3	1:51.335	19.410	34.543	23.192	34.190	3	1:52.155	19.337	34.753	23.168	34.897	292.3		
	4	1:50.676	19.378	34.377	22.713	34.208	4	1:51.145	19.456	34.892	22.997	33.800	289.1		
	5	1:51.745	19.338	34.558	23.929	33.920	5	1:51.112	19.190	34.381	23.625	33.916	293.0		
	6	1:51.422	19.447	34.210	23.406	34.359	6	1:51.216	19.320	34.720	22.980	34.196	292.3		
	7	1:55.849	19.377	35.126	24.776	36.570	7	1:50.652	19.297	34.556	22.806	33.993	289.9		
	8	1:51.532	19.539	34.329	23.483	34.181	8	2:04.995	B	19.472	34.626	23.520	47.377	291.5	
	9	2:07.094	B	20.029	34.611	23.314									
	10	10:01.026	8:26.889	35.500	24.028	34.609									
	11	1:50.720	19.758	34.206	23.182	33.574									
	12	1:49.607	19.285	33.916	22.723	33.683									
	13	1:51.242	19.250	33.999	22.849	35.144									
	14	1:50.587	19.381	34.220	23.189	33.797									
6	Marc MIRALLES						ESP	13	Ville VALTONEN						FIN
	BMW EASYRACE TEAM						BMW MOTORRAD		SENSETEC OY						BMW MOTORRAD
	1	4:50.462	3:13.674	36.213	25.360	35.215	1	3:37.297	2:02.309	37.559	23.712	33.717	138.5		
	2	1:48.592	18.669	33.728	22.848	33.347	2	1:47.982	18.940	33.659	22.403	32.980	293.0		
	3	1:47.520	18.531	33.848	22.321	32.820	3	1:47.596	18.798	33.489	22.356	32.953	293.8		
	4	2:02.973	B	19.110	34.873	24.676	4	1:47.418	18.647	33.460	22.319	32.992	295.4		
	5	9:22.313	7:49.347	34.830	24.457	33.679	5	1:47.640	18.713	33.374	22.459	33.094	297.0		
	6	1:47.909	18.666	33.679	22.330	33.234	6	1:50.057	19.008	34.720	23.149	33.180	286.9		
	7	1:50.826	19.905	35.264	22.471	33.186	7	1:48.101	18.885	33.572	22.158	33.486	293.8		
	8	1:47.505	18.709	33.516	22.153	33.127	8	1:48.679	18.778	33.643	22.318	33.940	296.2		
	9	1:47.150	18.585	33.416	22.270	32.879	9	1:47.816	18.834	33.780	22.166	33.036	295.4		
	10	1:47.304	18.438	33.500	22.204	33.162	10	1:47.851	18.694	33.829	22.243	33.085	296.2		
	11	1:47.301	18.544	33.547	22.198	33.012	11	1:50.344	18.899	35.000	23.212	33.233	295.4		
	12	1:50.684	21.253	34.077	22.441	32.913	12	1:47.926	18.775	33.803	22.164	33.184	298.7		
	13	2:01.069	B	18.522	33.654	22.147	13	1:48.065	18.813	33.851	22.228	33.173	297.0		
						46.746	14	1:48.327	18.715	33.970	22.246	33.396	297.9		
							15	2:19.200	B	19.464	38.739	27.613	53.384	276.6	
							16	5:58.396	4:20.790	38.473	24.613	34.520	128.7		
11	Pablo GARCIA						ESP	17	Miguel CORTES						ESP
	FIFTY MOTOR SPORT						YAMAHA		MDR SPAIN CIRCUITS						YAMAHA
	1	3:47.051	2:06.845	38.537	25.183	36.486	1	3:39.323	2:05.253	35.833	23.910	34.327	157.3		
	2	1:56.705	20.512	36.340	24.571	35.282	2	1:52.039	19.680	34.663	23.755	33.941	282.4		
							3	1:51.808	19.669	34.805	23.218	34.116	283.1		
							4	1:51.345	19.632	34.423	23.470	33.820	282.4		
							5	1:52.348	20.016	34.839	23.415	34.078	280.2		
							6	2:04.798	23.084	43.814	23.403	34.497	281.7		
							7	1:54.587	19.887	36.389	24.012	34.299	283.1		
							8	1:51.977	19.927	34.531	23.160	34.359	279.5		
							9	1:51.870	19.922	34.576	23.127	34.245	278.1		
							10	2:08.089	B	19.681	34.512	23.416	50.480	279.5	



SBK
ESBK CIRCUIT DE BARCELONA-CATALUNYA
Entrenamiento Libre 4
Sector Analysis

Invalidated Lap Personal Best Session Best Crossing the pit lane

Lap	Time	Sector 1	Sector 2	Sector 3	Sector 4	T.Spd	Lap	Time	Sector 1	Sector 2	Sector 3	Sector 4	T.Spd		
24	Anacleto DALL ESP							16	1:49.631	18.850	34.597	22.558	33.626	300.3	
	GV STRATOS YAMAHA														
1	3:47.266	2:09.485	36.096	25.322	36.363	180.3									
2	1:55.986	20.489	36.349	24.409	34.739	275.9									
3	1:53.374	19.905	34.966	23.729	34.774	276.6									
4	1:53.850	19.929	35.121	24.078	34.722	279.5									
5	2:06.415	19.993	35.432	24.014	46.976	273.2									
6	10:35.600	9:01.052	35.725	24.314	34.509	135.4									
7	1:53.930	20.149	35.602	23.841	34.338	273.9									
8	1:54.407	20.221	35.537	23.980	34.669	271.1									
9	1:53.418	19.994	35.213	23.691	34.520	276.6									
10	1:54.615	20.278	35.403	24.082	34.852	274.5									
11	2:08.746	20.267	35.962	24.340	48.177	265.2									
26	Daniel SAEZ ESP							30	Joan ZAMORANO ESP						
	ALMA RACING TEAM KAWASAKI								ETG RACING YAMAHA						
1	3:05.377	1:33.862	35.713	22.908	32.894	154.0		1	4:48.735	3:14.755	35.347	24.154	34.479	84.8	
2	1:46.519	18.664	33.297	22.080	32.478	302.0		2	1:51.460	19.455	34.386	23.522	34.097	289.1	
3	1:47.247	18.549	33.126	22.445	33.127	302.0		3	1:49.468	19.219	34.020	22.688	33.541	293.0	
4	1:46.380	18.656	33.443	21.897	32.384	297.9		4	1:50.325	19.211	34.193	22.978	33.943	290.7	
5	1:48.444	18.529	33.602	22.772	33.541	302.8		5	1:50.234	19.277	34.250	22.918	33.789	289.1	
6	1:46.673	18.373	33.509	22.115	32.676	303.7		6	1:49.986	19.128	34.255	22.766	33.837	289.9	
7	2:02.032	19.501	36.385	22.788	43.358	286.9		7	1:49.868	19.346	34.319	22.688	33.515	286.1	
8	9:34.276	8:03.806	35.076	22.463	32.931	150.0		8	2:06.783	19.545	36.052	24.032	47.154	287.6	
9	1:46.287	18.599	33.296	21.873	32.519	300.3		9	8:53.318	7:14.124	37.351	27.265	34.578	95.4	
10	1:46.157	18.440	33.094	21.875	32.748	301.2		10	1:49.537	19.302	33.989	22.784	33.462	288.4	
11	1:46.180	18.454	33.098	22.044	32.584	302.0		11	1:49.369	19.230	33.813	22.606	33.720	286.9	
12	1:46.319	18.648	33.106	21.893	32.672	300.3		12	1:48.803	19.060	33.763	22.609	33.371	291.5	
13	1:46.231	18.624	33.145	21.968	32.494	300.3		13	1:49.267	19.242	33.972	22.594	33.459	289.1	
14	1:46.546	18.641	33.231	21.799	32.875	299.5		14	1:48.901	19.039	33.889	22.535	33.438	289.1	
15	1:46.609	18.680	33.485	21.747	32.697	298.7									
27	Balint KOVACS HUN							31	Carmelo MORALES ESP						
	NEW2 PROJECT YAMAHA								CARDOSO RACING YAMAHA						
1	3:04.184	1:30.899	34.351	24.151	34.783	183.3		1	4:07.787	2:37.950	34.650	22.409	32.778	137.8	
2	1:45.450	18.527	32.982	21.908	32.033	297.9		2	1:58.568	18.654	33.034	21.902	44.978	294.6	
3	1:46.751	18.729	33.730	21.953	32.339	300.3		3	7:12.195	5:42.626	33.933	23.028	32.608	169.1	
4	1:46.027	18.510	33.028	21.966	32.523	293.0		4	1:46.675	18.522	33.274	22.055	32.824	298.7	
29	Juan Jose NUÑEZ ESP							37	Jordi ESTEVE ESP						
	KAWASAKI PALMETO PL RACING KAWASAKI								YAMAHA						
1	4:02.101	2:26.846	36.579	23.751	34.925	155.1		1	4:21.948	2:49.909	35.110	23.080	33.849	108.9	
2	1:52.073	19.281	35.382	23.111	34.299	297.9		2	1:49.313	19.210	34.013	22.585	33.505	289.9	
3	1:50.343	19.088	34.688	22.656	33.911	298.7		3	1:49.237	19.122	34.226	22.393	33.496	290.7	
4	1:50.281	19.016	34.598	22.728	33.939	302.8		4	1:49.647	19.225	34.058	22.537	33.827	288.4	
5	1:52.195	18.926	34.812	23.868	34.589	301.2		5	1:52.554	18.845	34.058	22.892	36.759	290.7	
6	1:50.663	18.950	34.789	22.805	34.119	298.7		6	1:48.921	18.943	34.068	22.491	33.419	289.9	
7	2:10.910	19.262	36.789	23.661	51.198	297.9		7	1:48.945	18.967	33.774	22.701	33.503	291.5	
8	5:27.063	3:51.390	37.083	24.125	34.465	140.1		8	1:51.708	18.763	34.309	23.636	35.000	289.9	
9	1:50.803	19.390	34.728	22.623	34.062	296.2		9	2:04.166	18.953	34.218	22.783	48.212	289.9	
10	1:49.811	19.005	34.421	22.553	33.832	297.9									
11	1:49.671	18.931	34.337	22.480	33.923	299.5									
12	1:49.877	19.107	34.403	22.430	33.937	299.5									
13	1:57.085	20.944	37.259	23.357	35.525	298.7									
14	1:50.137	19.077	34.615	22.604	33.841	299.5									
15	1:49.868	18.918	34.614	22.620	33.716	298.7									
49	Raül TORRAS ESP							49	Raül TORRAS ESP						
	TOLL RACING TEAM HONDA								TOLL RACING TEAM HONDA						
1	2:46.023	1:10.854	36.407	23.823	34.939	103.3		1	2:46.023	1:10.854	36.407	23.823	34.939	103.3	
2	1:52.807	19.856	35.214	23.197	34.540	286.9		2	1:52.807	19.856	35.214	23.197	34.540	286.9	
3	1:52.220	19.755	34.982	23.272	34.211	289.9		3	1:52.220	19.755	34.982	23.272	34.211	289.9	
4	1:52.935	20.022	35.013	23.181	34.719	288.4		4	1:52.935	20.022	35.013	23.181	34.719	288.4	
5	2:10.120	19.979	35.182	23.869	51.090	286.1		5	2:10.120	19.979	35.182	23.869	51.090	286.1	
6	3:51.947	2:17.949	35.641	23.730	34.627	141.4		6	3:51.947	2:17.949	35.641	23.730	34.627	141.4	
7	1:52.862	20.104	34.982	23.346	34.430	284.6		7	1:52.862	20.104	34.982	23.346	34.430	284.6	
8	1:51.440	19.609	34.511	23.041	34.279	289.9		8	1:51.440	19.609	34.511	23.041	34.279	289.9	



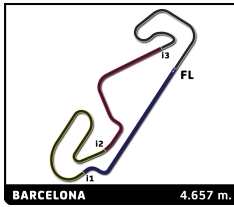
SBK

ESBK CIRCUIT DE BARCELONA-CATALUNYA

Entrenamiento Libre 4

Sector Analysis

___ Invalidated Lap							■ Personal Best							■ Session Best							B Crossing the pit lane																	
Lap	Time	Sector 1	Sector 2	Sector 3	Sector 4	T.Spd	Lap	Time	Sector 1	Sector 2	Sector 3	Sector 4	T.Spd	Lap	Time	Sector 1	Sector 2	Sector 3	Sector 4	T.Spd	Lap	Time	Sector 1	Sector 2	Sector 3	Sector 4	T.Spd											
9	2:09.705	B	19.871	35.262	23.455	51.117	287.6																															
10	3:28.239		1:55.465	35.032	23.166	34.576	168.8																															
11	2:05.361	B	19.822	34.921	23.240	47.378	286.9																															
51	Eric GRANADO					BRA																																
	TEAM HONDA LAGLISSE					HONDA																																
1	2:28.353	57.715	35.182	22.484	32.972	187.1																																
2	1:45.162	18.425	33.000	21.564	32.173	301.2																																
3	1:44.383	18.229	32.658	21.420	32.076	304.5																																
4	1:44.877	18.152	32.558	22.007	32.160	305.4																																
5	1:50.144	21.327	34.269	22.419	32.129	306.3																																
6	1:44.784	18.270	32.679	21.745	32.090	306.3																																
7	1:44.497	18.321	32.671	21.478	32.027	305.4																																
8	1:59.979	B	18.295	34.019	22.483	45.182	307.1																															
9	10:12.486	8:41.777	35.625	22.284	32.800	180.6																																
10	1:44.710	18.408	32.767	21.471	32.064	302.0																																
11	1:44.183	18.172	32.614	21.424	31.973	306.3																																
12	1:44.252	18.073	32.466	21.326	32.387	306.3																																
13	1:43.964	18.095	32.603	21.367	31.899	306.3																																
14	1:43.572	18.131	32.469	21.284	31.688	306.3																																
15	1:45.600	18.565	32.813	22.123	32.099	293.0																																
61	Alessandro ZACCONE					ITA																																
	ETG RACING					YAMAHA																																
1	2:43.480	1:11.530	35.695	22.816	33.439	178.2																																
2	1:46.377	18.614	33.193	21.932	32.638	296.2																																
3	1:45.539	18.590	32.987	21.824	32.138	297.9																																
4	1:45.174	18.187	32.717	21.693	32.577	302.0																																
5	1:45.166	18.394	32.848	21.673	32.251	298.7																																
6	2:01.353	B	18.349	33.004	22.256	47.744	298.7																															
7	11:35.423	...	34.623	22.164	32.638	184.0																																
8	1:45.424	18.418	32.983	21.873	32.150	298.7																																
9	1:44.542	18.347	32.665	21.496	32.034	298.7																																
10	1:47.598	18.981	34.373	21.798	32.446	302.0																																
11	1:44.422	18.192	32.672	21.541	32.017	302.8																																
12	1:44.603	18.329	32.611	21.618	32.045	299.5																																
13	1:49.468	19.223	35.089	22.395	32.761	295.4																																
14	1:44.532	18.279	32.612	21.554	32.087	302.8																																
62	Nicholas P. EDGELEY					GBR																																
	MONEX TEAM EDGE RST					BMW MOTORRAD																																
1	3:19.438	1:41.662	37.216	24.943	35.617	170.4																																
2	1:52.795	19.645	35.241	23.585	34.324	294.6																																
3	1:52.173	19.659	34.862	23.425	34.227	290.7																																
4	1:52.369	19.950	34.865	23.373	34.181	280.2																																
5	1:50.962	19.612	34.366	23.231	33.753	289.9																																
6	2:08.056	B	20.283	35.678	24.543	47.552	271.1																															
7	6:33.802	4:58.971	36.799	23.824	34.208	149.3																																
8	1:50.982	19.503	34.383	23.268	33.828	293.0																																
9	1:50.235	19.451	34.332	22.995	33.457	292.3																																
10	1:49.992	19.224	34.125	23.194	33.449	293.0																																
11	1:49.739	19.297	34.270	22.768	33.404	293.0																																
12	2:19.587	B	19.942	37.145	27.404	55.096	275.2																															
66	Philippe LE GALLO					FRA																																
	TEAM HONDA LAGLISSE					HONDA																																
1	2:52.591	1:17.021	36.152	24.308	35.110	180.6																																
2	1:54.123	19.868	35.265	24.078	34.912	288.4																																
3	1:55.712	19.707	35.564	24.118	36.323	292.3																																
4	1:53.774	19.613	35.639	23.692	34.830	295.4																																
5	1:53.762	19.612	35.359	24.009	34.782	293.0																																



SBK

ESBK CIRCUIT DE BARCELONA-CATALUNYA

Entrenamiento Libre 4

Sector Analysis

— Invalidated Lap ■ Personal Best ■ Session Best B Crossing the pit lane

Lap	Time	Sector 1	Sector 2	Sector 3	Sector 4	T.Spd	Lap	Time	Sector 1	Sector 2	Sector 3	Sector 4	T.Spd
8	2:04.917 B	19.888	35.178	23.531	46.320	278.8	1	3:33.827 B	1:32.364	50.072	23.887	47.504	178.5
75 Ivo LOPES POR							2	5:31.062 B	3:31.336	34.957	23.302	1:01.467	197.7
BMW EASYRACE TEAM							3	9:28.013 B	7:37.916	36.293	22.793	51.011	172.6
BMW MOTORRAD							4	8:12.617	6:42.336	34.934	22.534	32.813	170.7
1	3:12.785	1:41.607	34.789	22.783	33.606	139.4	5	1:46.083	18.584	33.055	21.990	32.454	297.9
2	1:45.903	18.515	33.160	21.960	32.268	298.7	6	1:45.496	18.571	32.855	21.816	32.254	297.0
3	1:45.961	18.427	33.070	21.910	32.554	298.7	7	1:46.036	18.778	32.884	21.831	32.543	297.9
4	1:45.620	18.360	33.092	21.868	32.300	299.5	8	1:45.357	18.305	32.949	21.763	32.340	302.0
5	1:47.092	18.812	33.306	22.155	32.819	298.7	9	1:45.702	18.448	32.931	21.701	32.622	296.2
6	2:00.924 B	18.468	33.119	22.900	46.437	298.7							
7	7:23.639	5:55.294	33.872	21.947	32.526	179.7							
8	1:45.393	18.506	32.769	21.801	32.317	297.0							
9	1:44.865	18.323	32.784	21.605	32.153	297.9							
10	2:03.586 B	18.447	36.177	22.774	46.188	299.5							
11	5:49.059	4:21.424	33.417	21.929	32.289	188.4							
12	1:52.057	18.214	32.586	21.553	39.704	296.2							
13	1:44.649	18.369	32.683	21.566	32.031	296.2							
14	1:45.503	18.419	32.813	21.816	32.455	296.2							
81 Jordi TORRES ESP													
TEAM HONDA LAGLISSE							HONDA						
1	2:43.950	1:12.409	35.509	22.729	33.303	175.6							
2	1:46.025	18.452	33.063	21.862	32.648	307.1							
3	1:44.751	18.200	32.778	21.532	32.241	308.0							
4	1:44.413	18.059	32.750	21.431	32.173	308.9							
5	1:44.230	18.087	32.658	21.478	32.007	307.1							
6	1:44.439	18.001	32.706	21.633	32.099	308.0							
7	1:46.041	18.334	33.475	21.928	32.304	310.6							
8	1:44.369	18.033	32.818	21.400	32.118	308.0							
9	1:44.234	17.959	32.714	21.448	32.113	307.1							
10	1:44.174	17.951	32.728	21.386	32.109	306.3							
11	1:44.179	17.962	32.665	21.444	32.108	307.1							
12	2:00.392 B	18.003	33.067	21.611	47.711	306.3							
13	8:38.302	7:09.021	34.268	22.068	32.945	174.5							
14	1:43.243	18.043	32.411	21.189	31.600	304.5							
15	1:43.590	17.903	32.396	21.539	31.752	308.9							
16	1:43.463	17.863	32.383	21.354	31.863	308.9							
94 Naomichi URAMOTO JPN													
JEG RACING													
1	2:49.913	1:20.935	34.002	22.291	32.685	191.4							
2	1:47.249	18.501	34.231	22.058	32.459	297.0							
3	2:00.543 B	18.914	33.820	22.433	45.376	293.8							
4	7:05.910	5:38.245	33.597	21.901	32.167	177.4							
5	1:44.872	18.367	32.635	21.725	32.145	297.0							
6	1:46.543	18.616	33.676	21.773	32.478	294.6							
7	2:00.585 B	19.164	33.573	22.278	45.570	296.2							
8	6:25.583	4:57.479	33.276	21.966	32.862	174.2							
9	1:45.786	18.576	32.960	21.881	32.369	293.0							
10	1:45.454	18.364	32.856	21.818	32.416	294.6							
11	1:45.919	18.537	33.049	21.916	32.417	293.8							
12	1:45.887	18.553	33.049	21.744	32.541	293.0							
13	1:45.673	18.444	32.983	21.725	32.521	292.3							
14	1:45.747	18.434	33.065	21.774	32.474	292.3							
99 Oscar GUTIERREZ ESP													
SP57 RACING TEAM							YAMAHA						