

# SBK

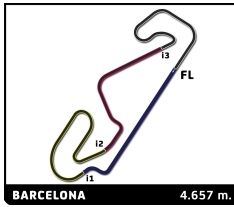
## ESBK CIRCUIT DE BARCELONA-CATALUNYA

### Entrenamiento Cronometrado

### Sector Analysis

— Invalidated Lap    ■ Personal Best    ■ Session Best    B Crossing the pit lane

Lap	Time	Sector 1	Sector 2	Sector 3	Sector 4	T.SpD	Lap	Time	Sector 1	Sector 2	Sector 3	Sector 4	T.SpD	
<b>1</b>	<b>Roman RAMOS</b> ESP							10	1:54.112	20.030	35.367	24.056	34.659	278.1
	KAWASAKI PALMETO PL RACING KAWASAKI							11	2:42.078B	24.178	45.993	30.100	1:01.807	262.6
1	4:22.584B	2:40.441	34.481	22.449	45.213	175.1								
2	3:46.833	2:20.612	32.808	21.638	31.775	200.6								
3	1:43.472	18.336	32.298	21.205	31.633	297.9								
4	1:44.321	18.267	32.150	21.908	31.996	298.7								
5	1:43.770	18.289	32.303	21.455	31.723	295.4								
6	1:58.362B	18.911	33.356	21.594	44.501	293.8								
7	4:23.708	2:56.381	33.182	21.585	32.560	162.8								
8	1:43.802	18.210	32.208	21.338	32.046	297.0								
9	1:58.255	20.863	36.300	21.717	39.375	296.2								
10	1:43.806	18.159	32.350	21.415	31.882	298.7								
11	1:48.412	18.020	32.631	21.599	36.162	302.8								
12	1:48.229	18.431	32.677	21.427	35.694	299.5								
13	1:51.622	19.666	34.891	21.647	35.418	304.5								
<b>4</b>	<b>Javier ARTIME</b> ESP													
	TEAM HONDA LAGLISSE HONDA													
1	2:14.917	40.011	36.281	23.557	35.068	173.4								
2	1:51.352	19.515	34.538	23.161	34.138	298.7								
3	1:50.604	19.586	34.355	23.009	33.654	302.0								
4	1:49.206	19.197	33.602	22.793	33.614	297.9								
5	1:48.977	19.445	33.703	22.464	33.365	298.7								
6	1:50.750	19.418	34.111	22.955	34.266	290.7								
7	1:56.356	19.928	34.393	24.672	37.363	287.6								
8	1:50.442	19.732	34.035	22.785	33.890	293.8								
9	3:38.752B	20.128	35.582	26.403	2:16.639	283.9								
10	7:49.906	6:15.813	36.341	23.200	34.552	147.1								
11	1:49.492	19.237	33.773	22.717	33.765	297.0								
12	1:49.310	19.180	33.917	22.657	33.556	297.9								
<b>6</b>	<b>Marc MIRALLES</b> ESP													
	BMW EASYRACE TEAM BMW MOTORRAD													
1	2:29.385	56.686	35.353	23.123	34.223	159.9								
2	1:46.135	18.541	32.962	22.168	32.464	303.7								
3	1:46.195	18.418	33.172	21.986	32.619	301.2								
4	2:01.790B	18.690	34.123	22.176	46.801	301.2								
5	8:09.926	6:39.425	34.563	23.437	32.501	209.9								
6	1:46.117	18.450	33.172	21.863	32.632	297.0								
7	1:55.839B	18.583	33.353	21.922	41.981	296.2								
8	5:13.832	3:38.361	35.199	23.556	36.716	206.7								
9	1:53.440	18.761	33.744	22.192	38.743	308.9								
10	1:47.319	18.512	33.386	21.812	33.609	302.0								
11	1:46.112	18.514	32.996	21.845	32.757	296.2								
<b>11</b>	<b>Pablo GARCIA</b> ESP													
	FIFTY MOTOR SPORT YAMAHA													
1	3:28.463	1:52.321	36.839	24.165	35.138	189.1								
2	1:54.645	20.475	35.741	23.761	34.668	277.3								
3	1:54.280	20.570	35.296	24.006	34.408	276.6								
4	1:53.135	19.978	35.237	23.566	34.354	278.1								
5	1:52.201	20.055	35.017	23.174	33.955	276.6								
6	1:52.766	20.080	35.005	23.223	34.458	274.5								
7	2:11.076B	20.848	36.457	23.845	49.926	270.4								
8	9:22.950	7:45.082	39.500	23.703	34.665	191.4								
9	1:53.874	20.550	35.336	23.520	34.468	275.9								
<b>12</b>	<b>Julien LEYNINGER</b> FRA													
	LCR SUPERBIKE YAMAHA													
1	4:17.447	2:44.005	35.898	23.383	34.161	166.5								
2	1:49.506	19.458	34.067	22.736	33.245	291.5								
3	1:48.580	19.277	33.894	22.401	33.008	294.6								
4	2:07.649B	19.395	34.562	22.398	51.294	293.0								
5	3:52.658	2:19.775	35.729	23.219	33.935	167.5								
6	1:48.727	19.192	33.809	22.538	33.188	289.1								
7	1:49.026	19.189	33.767	22.446	33.624	290.7								
8	1:48.976	19.491	33.796	22.445	33.244	287.6								
9	2:14.282B	19.272	37.070	25.150	52.790	289.9								
<b>13</b>	<b>Ville VALTONEN</b> FIN													
	SENSETEC OY BMW MOTORRAD													
1	2:44.764	1:11.722	36.258	23.329	33.455	164.0								
2	1:50.667	18.890	34.646	23.040	34.091	297.9								
3	1:47.552	18.945	33.695	22.074	32.838	296.2								
4	1:47.934	18.745	33.614	22.007	33.568	297.0								
5	1:50.010	18.755	33.918	22.889	34.448	297.0								
6	3:06.577B	19.097	1:30.923	27.443	49.114	293.0								
7	3:34.949	2:03.135	35.281	23.119	33.414	149.3								
8	1:48.362	19.219	33.881	22.238	33.024	293.0								
9	1:47.217	18.795	33.477	22.071	32.874	293.0								
10	2:03.309B	19.175	34.695	22.964	46.475	293.0								
11	3:54.237	2:22.709	35.414	22.798	33.316	129.6								
12	1:46.764	18.635	33.413	21.944	32.772	296.2								
13	1:57.118	18.680	39.435	25.806	33.197	298.7								
14	2:11.876B	19.503	37.974	24.627	49.772	296.2								
<b>16</b>	<b>Oscar SAN EMETERIO</b> ESP													
	MDR SPAIN CIRCUITS YAMAHA													
1	2:20.392	46.649	34.684	23.853	35.206	160.1								
2	1:47.799	18.890	33.074	22.330	33.505	291.5								
3	1:47.880	18.565	33.587	22.898	32.830	293.0								
4	1:48.029	18.946	33.631	22.238	33.214	286.9								
5	1:48.331	19.122	33.611	22.453	33.145	287.6								
6	2:10.254B	19.108	38.224	24.979	47.943	285.4								
7	14:26.735	...	35.147	22.877	33.730	143.6								
8	1:49.032	18.949	33.933	22.736	33.414	287.6								
9	1:49.113	19.199	33.818	22.676	33.420	287.6								
10	2:20.130B	23.470	40.189	22.874	53.597	289.9								
<b>17</b>	<b>Miguel CORTES</b> ESP													
	MDR SPAIN CIRCUITS YAMAHA													
1	2:21.147	47.422	34.993	23.401	35.331	164.2								
2	2:49.524B	19.470	33.943	22.868	1:33.243	288.4								
3	12:36.068	...	35.228	23.067	34.679	191.4								
4	1:50.112	19.652	34.152	22.779	33.529	280.9								
5	1:51.697	19.936	34.617	23.034	34.110	272.5								
6	1:52.115	19.962	34.805	23.102	34.246	277.3								
7	2:16.438B	22.716	39.491	23.372	50.859	279.5								
<b>24</b>	<b>Anacleto DALL</b> ESP													
	GV STRATOS YAMAHA													



# SBK

## ESBK CIRCUIT DE BARCELONA-CATALUNYA

### Entrenamiento Cronometrado

### Sector Analysis

— Invalidated Lap    ■ Personal Best    ■ Session Best    B Crossing the pit lane

Lap	Time	Sector 1	Sector 2	Sector 3	Sector 4	T.Spd	Lap	Time	Sector 1	Sector 2	Sector 3	Sector 4	T.Spd
1	2:16.662	40.416	36.675	24.263	35.308	166.5	6	1:48.741	19.154	<b>33.516</b>	22.901	33.170	286.1
2	1:54.937	20.839	35.522	23.882	34.694	262.6	7	1:48.917	19.056	33.580	23.080	33.201	288.4
3	2:06.448B	20.435	35.635	<b>23.473</b>	46.905	268.4	8	1:49.674	19.105	34.002	22.869	33.698	287.6
4	7:26.965	5:52.242	35.708	24.163	34.852	143.1	9	2:14.220B	19.543	40.454	25.198	49.025	286.1
5	1:54.528	20.483	35.574	23.856	34.615	272.5							
6	1:54.108	<b>20.231</b>	35.268	23.857	34.752	271.8							
7	<b>1:53.729</b>	20.248	<b>35.077</b>	23.554	34.850	271.8							
8	1:54.168	20.427	35.446	23.786	<b>34.509</b>	273.9							
9	2:21.393B	20.456	35.408	23.611	1:01.918	271.8							
10	4:34.345	2:59.149	36.183	24.188	34.825	70.1							
11	1:55.847	20.751	36.032	24.388	34.676	263.2							

**26 Daniel SAEZ** ESP  
ALMA RACING TEAM KAWASAKI

1	2:09.817	36.645	35.508	22.918	34.746	189.1
2	<b>1:45.175</b>	18.519	<b>32.646</b>	21.722	<b>32.288</b>	304.5
3	1:47.569	18.428	34.815	21.811	32.515	304.5
4	1:45.648	18.728	32.880	21.672	32.368	300.3
5	1:45.408	18.512	32.840	21.615	32.441	300.3
6	1:45.599	<b>18.367</b>	32.932	21.784	32.516	299.5
7	2:02.654B	18.929	34.833	23.046	45.846	295.4
8	9:07.332	7:38.358	34.118	22.081	32.775	149.1
9	1:45.858	18.659	32.858	21.989	32.352	299.5
10	1:45.336	18.404	32.764	<b>21.495</b>	32.673	301.2
11	1:48.937	19.448	34.057	22.466	32.966	297.0
12	1:45.594	18.583	32.892	21.630	32.489	299.5
13	2:06.795B	19.220	37.184	23.533	46.858	299.5

**27 Balint KOVACS** HUN  
NEW2 PROJECT YAMAHA

1	2:08.966	36.892	35.931	23.045	33.098	192.1
2	<b>1:45.129</b>	<b>18.513</b>	<b>32.725</b>	<b>21.730</b>	<b>32.161</b>	300.3

**29 Juan Jose NUÑEZ** ESP  
KAWASAKI PALMETO PL RACING KAWASAKI

1	2:56.219	1:15.282	38.946	25.471	36.520	178.5
2	1:54.369	20.370	36.084	23.408	34.507	256.4
3	1:50.293	19.121	34.620	22.704	33.848	298.7
4	1:49.329	18.972	34.306	22.592	<b>33.459</b>	300.3
5	1:49.422	18.970	34.428	22.372	33.652	297.9
6	2:06.870B	19.263	35.003	23.064	49.540	295.4
7	4:57.283	3:23.637	35.942	23.041	34.663	108.3
8	1:50.030	19.328	34.378	22.364	33.960	296.2
9	<b>1:48.684</b>	18.914	<b>34.090</b>	22.206	33.474	297.9
10	1:48.829	<b>18.885</b>	34.130	22.243	33.571	298.7
11	<b>1:55.307</b>	20.162	38.601	22.786	33.758	298.7
12	1:49.182	19.011	34.427	22.266	33.478	295.4
13	1:49.014	18.964	34.296	<b>22.191</b>	33.563	298.7
14	1:51.036	19.263	34.968	22.764	34.041	299.5

**30 Joan ZAMORANO** ESP  
ETG RACING YAMAHA

1	2:53.341	1:19.153	36.011	24.128	34.049	131.9
2	1:48.432	19.240	33.782	<b>22.345</b>	33.065	289.1
3	<b>1:48.351</b>	<b>18.977</b>	33.763	22.610	<b>33.001</b>	291.5
4	2:01.992B	19.101	33.834	23.474	45.583	286.9
5	9:10.358	7:39.695	34.527	22.669	33.467	133.2

**31 Carmelo MORALES** ESP  
CARDOSO RACING YAMAHA

1	2:04.023	33.434	35.455	22.006	33.128	197.0
2	1:43.830	18.377	<b>32.263</b>	21.508	31.682	299.5
3	1:43.743	<b>18.067</b>	32.430	21.439	31.807	302.8
4	2:00.259B	18.955	33.268	22.442	45.594	285.4
5	6:08.672	4:29.727	40.272	23.652	35.021	171.8
6	<b>1:43.635</b>	18.316	32.284	21.449	<b>31.586</b>	293.0
7	1:44.654	18.180	32.431	<b>21.427</b>	32.616	294.6
8	1:59.382B	19.129	33.732	22.090	44.431	291.5
9	6:00.544	4:32.868	33.189	22.337	32.150	181.8
10	1:52.579	18.296	34.335	23.029	36.919	293.8
11	1:43.708	18.084	32.389	21.460	31.775	297.0
12	1:49.006	18.791	34.421	23.303	32.491	293.0

**37 Jordi ESTEVE** ESP  
YAMAHA

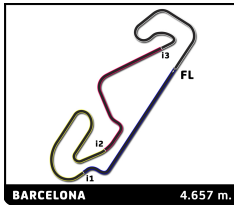
1	4:23.823	2:49.561	36.536	23.325	34.401	141.4
2	1:48.370	19.011	33.886	<b>22.293</b>	33.180	290.7
3	1:48.975	<b>18.887</b>	<b>33.566</b>	23.064	33.458	290.7
4	<b>1:47.994</b>	18.907	33.643	22.357	<b>33.087</b>	289.1
5	2:09.815B	18.947	34.497	25.858	50.513	289.9
6	12:10.835	...	34.212	23.705	33.984	162.5
7	<b>2:00.990</b>	21.112	43.601	22.673	33.604	290.7
8	1:49.030	18.894	33.796	22.684	33.656	289.9
9	1:49.398	19.424	34.222	22.360	33.392	288.4
10	<b>3:02.116B</b>	24.961	46.085	55.944	55.126	289.1

**49 Raül TORRAS** ESP  
TOLL RACING TEAM HONDA

1	2:43.370	1:07.401	36.918	23.941	35.110	174.2
2	1:52.899	19.897	34.830	22.724	35.448	291.5
3	1:50.871	<b>19.450</b>	34.609	22.839	33.973	293.0
4	<b>1:50.364</b>	19.658	34.312	<b>22.710</b>	<b>33.684</b>	291.5
5	<b>2:12.316B</b>	23.791	36.113	23.012	49.400	275.2
6	9:37.702	8:04.641	35.408	23.395	34.258	154.7
7	1:51.012	19.686	34.453	22.900	33.973	286.9
8	1:50.634	19.499	34.525	22.726	33.884	287.6
9	1:50.444	19.707	<b>34.283</b>	22.728	33.726	285.4
10	1:55.214	20.109	36.213	23.936	34.956	276.6
11	2:09.185B	19.817	36.009	24.093	49.266	287.6

**51 Eric GRANADO** BRA  
TEAM HONDA LAGLISSE HONDA

1	1:58.756	27.294	35.373	22.810	33.279	192.1
2	1:44.714	18.712	32.693	21.416	31.893	299.5
3	1:44.052	18.512	32.505	21.294	31.741	302.0
4	1:46.466	18.295	33.934	22.154	32.083	303.7
5	1:43.939	18.165	32.539	21.240	31.995	304.5
6	<b>2:05.852B</b>	21.089	37.003	21.535	46.225	300.3
7	9:35.572	8:02.866	36.683	23.048	32.975	111.4
8	1:43.495	18.386	32.413	21.198	31.498	299.5



# SBK ESBK CIRCUIT DE BARCELONA-CATALUNYA

## Entrenamiento Cronometrado

### Sector Analysis

— Invalidated Lap   ■ Personal Best   ■ Session Best   B Crossing the pit lane

Lap	Time	Sector 1	Sector 2	Sector 3	Sector 4	T.Spd	Lap	Time	Sector 1	Sector 2	Sector 3	Sector 4	T.Spd
9	<b>1:42.910</b>	18.133	<b>32.152</b>	<b>21.140</b>	<b>31.485</b>	302.0	4	<b>1:49.251</b>	19.454	34.104	22.672	<b>33.021</b>	289.1
10	1:43.195	<b>18.101</b>	32.204	21.315	31.575	303.7	5	2:12.837B	19.566	34.891	27.110	51.270	283.9
11	1:43.558	18.173	32.218	21.194	31.973	302.0	6	7:56.839	6:22.897	36.235	23.400	34.307	153.6
12	2:24.228	43.515	45.996	22.428	32.289	302.0	7	1:51.357	19.714	34.310	23.151	34.182	286.9
13	<b>2:06.826B</b>	21.224	36.380	22.043	47.179	302.0	8	1:53.308	19.987	34.483	24.649	34.189	283.1

<b>55</b>	<b>Alejandro MEDINA</b>	ESP				
	TEAM SPEED RACING	KAWASAKI				
1	2:32.469	1:03.538	34.145	22.388	32.398	192.4
2	1:44.553	18.435	<b>32.281</b>	21.558	32.279	300.3
3	1:44.750	18.498	32.400	21.561	32.291	301.2
4	2:00.996B	19.049	33.301	22.079	46.567	297.0
5	4:40.652	3:12.876	33.324	22.059	32.393	204.7
6	1:44.547	18.640	32.445	21.580	31.882	291.5
7	1:44.633	18.634	32.434	21.631	31.934	293.8
8	2:03.698B	19.165	34.034	22.399	48.100	294.6
9	4:57.753	3:28.352	33.748	22.518	33.135	179.4
10	<b>1:44.256</b>	18.491	32.499	<b>21.416</b>	<b>31.850</b>	293.8
11	1:44.353	<b>18.371</b>	32.419	21.653	31.910	295.4
12	<b>2:02.855</b>	21.294	42.733	23.442	35.386	297.9
13	1:48.040	18.642	33.112	23.203	33.083	299.5

<b>57</b>	<b>Christian PALOMARES</b>	ESP				
	TEAM SPEED RACING	KAWASAKI				
1	2:29.720	59.205	35.656	22.063	32.796	194.1
2	1:57.249	18.657	32.699	24.168	41.725	297.0
3	1:45.386	18.871	32.774	21.631	32.110	291.5
4	1:44.696	18.451	32.504	21.579	32.162	295.4
5	1:49.579	18.738	34.292	22.883	33.666	287.6
6	1:58.330B	18.851	33.124	22.192	44.163	284.6
7	7:58.536	6:31.213	33.238	21.744	32.341	201.7
8	<b>1:43.896</b>	18.431	<b>32.241</b>	<b>21.428</b>	<b>31.796</b>	293.8
9	1:58.297	19.663	40.422	21.914	36.298	292.3
10	1:44.088	18.410	32.428	21.443	31.807	292.3
11	1:44.644	<b>18.406</b>	32.508	21.697	32.033	295.4
12	<b>2:01.253B</b>	19.472	35.141	22.237	44.403	287.6
13	2:38.105	58.500	41.091	23.980	34.534	195.5

<b>61</b>	<b>Alessandro ZACCONE</b>	ITA				
	ETG RACING	YAMAHA				
1	2:08.679	39.634	33.993	22.335	32.717	190.7
2	1:44.373	18.615	32.445	21.446	31.867	297.0
3	<b>1:43.618</b>	<b>18.149</b>	32.342	21.329	31.798	299.5
4	1:43.787	18.266	32.334	21.390	<b>31.797</b>	300.3
5	<b>2:02.885B</b>	19.509	34.285	22.195	46.896	291.5
6	12:12.875	...	34.606	22.194	31.871	189.7
7	1:43.622	18.211	<b>32.153</b>	<b>21.315</b>	31.943	297.9
8	1:43.910	18.298	32.332	21.365	31.915	298.7
9	1:44.716	18.224	32.642	21.754	32.096	297.0
10	<b>1:59.095</b>	20.071	38.699	26.903	33.422	297.0
11	2:01.184B	18.442	33.281	22.071	47.390	300.3

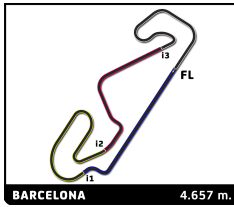
<b>62</b>	<b>Nicholas P. EDGELEY</b>	GBR				
	MONEX TEAM EDGE RST	BMW MOTORRAD				
1	2:38.494	1:04.044	36.469	23.456	34.525	189.1
2	1:49.602	19.466	34.028	22.815	33.293	291.5
3	1:49.403	19.520	<b>33.944</b>	<b>22.540</b>	33.399	286.1

<b>66</b>	<b>Philippe LE GALLO</b>	FRA				
	TEAM HONDA LAGLISSE	HONDA				
1	2:59.285	1:23.519	36.335	24.039	35.392	170.4
2	1:53.176	20.007	35.024	23.362	34.783	295.4
3	1:53.171	<b>19.472</b>	35.205	23.561	34.933	290.7
4	1:53.780	19.816	35.300	23.769	34.895	293.0
5	1:54.175	20.040	35.588	23.600	34.947	288.4
6	2:13.288B	19.954	36.194	25.702	51.438	289.9
7	9:47.854	8:13.075	35.626	23.738	35.415	118.0
8	1:52.375	19.590	35.073	23.203	<b>34.509</b>	292.3
9	<b>1:52.336</b>	19.612	<b>34.643</b>	23.391	34.690	291.5
10	2:00.652	19.579	34.732	<b>22.964</b>	43.377	294.6
11	2:23.674B	24.011	42.102	26.984	50.577	275.9

<b>73</b>	<b>Florent VERCHERE</b>	FRA				
	LCR SUPERBIKE	YAMAHA				
1	4:08.805	2:35.739	35.310	23.350	34.406	189.4
2	1:53.186	20.380	35.141	23.279	34.386	274.5
3	1:52.590	20.295	34.836	23.217	34.242	275.2
4	1:52.707	20.082	35.179	23.223	34.223	278.8
5	1:52.573	20.159	35.032	23.189	34.193	276.6
6	1:52.297	20.251	34.617	23.136	34.293	278.8
7	<b>1:51.776</b>	20.171	<b>34.571</b>	<b>23.124</b>	<b>33.910</b>	276.6
8	2:05.298B	<b>20.030</b>	34.727	23.263	47.278	273.9

<b>75</b>	<b>Ivo LOPES</b>	PRT				
	BMW EASYRACE TEAM	BMW MOTORRAD				
1	2:29.143	58.813	35.519	22.048	32.763	172.6
2	2:09.218B	18.302	32.871	27.164	50.881	297.9
3	2:43.099	1:13.489	33.170	22.738	33.702	146.3
4	1:45.347	18.401	32.821	21.965	32.160	299.5
5	2:01.023B	18.491	32.496	<b>21.451</b>	48.585	293.8
6	6:33.718	5:03.320	35.501	22.209	32.688	114.0
7	1:44.577	18.409	32.493	21.494	32.181	293.8
8	<b>1:44.270</b>	18.249	32.520	21.588	<b>31.913</b>	294.6
9	1:58.651B	<b>18.237</b>	32.773	21.702	45.939	295.4
10	5:40.722	4:08.575	35.331	21.923	34.893	154.0
11	1:44.654	18.240	<b>32.424</b>	21.466	32.524	300.3

<b>81</b>	<b>Jordi TORRES</b>	ESP				
	TEAM HONDA LAGLISSE	HONDA				
1	2:02.040	32.327	35.602	22.004	32.107	199.9
2	1:43.526	18.206	32.425	21.211	31.684	304.5
3	1:43.177	18.075	32.259	21.111	31.732	308.0
4	1:44.008	18.046	32.471	21.510	31.981	306.3
5	2:01.432B	18.130	32.977	21.484	48.841	305.4
6	8:54.766	7:21.919	35.822	23.102	33.923	168.0



# SBK

## ESBK CIRCUIT DE BARCELONA-CATALUNYA

### Entrenamiento Cronometrado

### Sector Analysis

— Invalidated Lap    ■ Personal Best    ■ Session Best    B Crossing the pit lane

Lap	Time	Sector 1	Sector 2	Sector 3	Sector 4	T.Sp	Lap	Time	Sector 1	Sector 2	Sector 3	Sector 4	T.Sp
7	<b>1:42.929</b>	18.231	<b>32.114</b>	<b>21.064</b>	<b>31.520</b>	300.3							
8	1:42.957	18.132	32.151	21.151	31.523	303.7							
9	1:43.301	18.067	32.294	21.114	31.826	304.5							
10	1:56.943	18.256	41.757	24.093	32.837	305.4							
11	1:49.198	18.058	32.333	21.169	37.638	305.4							
12	1:44.766	<b>17.963</b>	32.396	21.317	33.090	307.1							
13	1:44.020	17.969	32.490	21.415	32.146	308.0							

**94** **Naomichi URAMOTO** JPN  
JEG RACING

1	2:03.149	33.095	35.647	22.084	32.323	200.2
2	1:44.310	18.413	32.408	21.611	31.878	297.0
3	1:44.099	<b>18.220</b>	32.432	21.393	32.054	298.7
4	2:00.766 <b>B</b>	19.551	33.169	21.784	46.262	295.4
5	5:33.222	3:47.159	36.248	36.447	33.368	193.5
6	2:00.200 <b>B</b>	18.472	<b>32.235</b>	21.480	48.013	293.0
7	5:45.731	4:13.315	36.173	23.283	32.960	139.6
8	<b>1:43.618</b>	18.300	32.238	<b>21.322</b>	<b>31.758</b>	293.8
9	2:01.359 <b>B</b>	19.515	33.638	21.907	46.299	297.0
10	4:09.851	2:39.711	33.664	22.897	33.579	160.4
11	1:45.258	18.286	32.806	22.085	32.081	300.3

**99** **Oscar GUTIERREZ** ESP  
SP57 RACING TEAM YAMAHA

1	2:33.944	56.236	35.276	25.711	36.721	157.1
2	1:44.455	18.519	32.670	21.430	31.836	300.3
3	<b>1:44.087</b>	18.580	<b>32.422</b>	<b>21.364</b>	<b>31.721</b>	303.7
4	1:48.610	<b>18.377</b>	34.118	22.573	33.542	302.0
5	2:01.741 <b>B</b>	18.394	33.484	22.669	47.194	298.7
6	6:46.069	5:12.237	36.677	23.599	33.556	161.8
7	11:29.514	9:57.757	35.832	22.979	32.946	292.3
8	<u>1:55.453</u>	25.002	36.257	21.807	32.387	244.9