

SBK

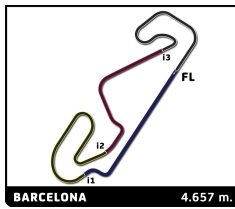
ESBK CIRCUIT DE BARCELONA-CATALUNYA

Carrera 2

Sector Analysis

— Invalidated Lap ■ Personal Best ■ Session Best B Crossing the pit lane

Lap	Time	Sector 1	Sector 2	Sector 3	Sector 4	T.Spd	Lap	Time	Sector 1	Sector 2	Sector 3	Sector 4	T.Spd		
1	Roman RAMOS ESP KAWASAKI PALMETO PL RACING KAWASAKI							11	Pablo GARCIA ESP FIFTY MOTOR SPORT YAMAHA						
1	1:47.862	21.604	32.675	21.630	31.953		1	2:02.718	28.477	35.858	23.896	34.487			
2	1:44.613	18.599	32.484	21.549	31.981	305.4	2	1:53.702	20.131	35.435	23.629	34.507	278.8		
3	1:44.242	18.302	32.339	21.560	32.041	299.5	3	1:53.383	19.939	35.316	23.572	34.556	276.6		
4	1:44.662	18.474	32.636	21.545	32.007	297.9	4	1:53.090	20.049	35.264	23.459	34.318	275.9		
5	1:44.332	18.193	32.557	21.536	32.046	301.2	5	1:53.409	20.030	35.351	23.440	34.588	274.5		
6	1:44.509	18.205	32.599	21.538	32.167	300.3	6	1:54.149	20.084	35.577	23.803	34.685	274.5		
7	1:44.678	18.242	32.646	21.508	32.282	299.5	7	1:54.385	20.421	35.572	23.778	34.614	273.9		
8	1:44.932	18.301	32.784	21.572	32.275	297.9	8	1:54.499	20.252	35.593	23.781	34.873	273.2		
9	1:44.662	18.204	32.639	21.540	32.279	298.7	9	1:54.440	20.124	35.744	23.873	34.699	273.2		
10	1:45.068	18.304	32.748	21.659	32.357	299.5	10	1:55.136	20.454	35.599	23.644	35.439	271.1		
11	1:45.177	18.240	32.860	21.650	32.427	298.7	11	1:55.944	20.282	36.221	24.361	35.080	273.9		
12	1:44.998	18.351	32.752	21.643	32.252	298.7	12	1:56.307	20.283	35.577	23.622	36.825	273.2		
13	1:44.973	18.274	32.772	21.617	32.310	297.9	13	1:54.277	20.317	35.554	23.748	34.658	273.2		
14	1:44.903	18.183	32.808	21.612	32.300	297.9	14	1:54.596	20.484	35.714	23.658	34.740	270.4		
15	1:45.200	18.327	32.690	21.683	32.500	299.5	15	1:55.514	20.543	35.736	23.931	35.304	271.1		
16	1:45.848	18.530	33.248	21.711	32.359	301.2									
4	Javier ARTIME ESP TEAM HONDA LAGLISSE HONDA							12	Julien LEYNINGER FRA LCR SUPERBIKE YAMAHA						
1	1:54.177	24.136	34.041	22.615	33.385		1	1:55.433	24.617	34.683	22.939	33.194			
2	1:49.176	19.010	33.878	22.729	33.559	305.4	2	1:48.912	19.082	33.795	22.595	33.440	294.6		
3	1:49.659	19.367	34.273	22.543	33.476	298.7	3	1:49.013	19.039	33.924	22.677	33.373	295.4		
4	1:50.130	19.398	34.085	23.004	33.643	295.4	4	1:50.011	19.314	34.258	22.887	33.552	291.5		
5	1:50.107	19.349	34.070	22.931	33.757	297.0	5	1:50.152	19.299	34.408	22.654	33.791	291.5		
6	1:51.090	19.504	34.506	23.122	33.958	295.4	6	1:51.370	19.681	34.569	23.154	33.966	291.5		
7	1:51.316	19.478	34.259	23.244	34.335	293.8	7	1:51.289	19.680	34.357	22.986	34.266	287.6		
8	1:49.881	19.277	34.036	22.772	33.796	295.4	8	1:49.883	19.362	34.102	22.642	33.777	293.0		
9	1:49.891	19.379	34.148	22.609	33.755	295.4	9	1:49.814	19.404	34.369	22.507	33.534	293.8		
10	1:50.935	19.674	34.417	22.808	34.036	284.6	10	1:50.593	19.433	34.543	22.823	33.794	292.3		
11	1:50.735	19.596	34.250	23.113	33.776	287.6	11	1:49.465	19.152	33.952	22.769	33.592	295.4		
12	1:50.271	19.332	34.039	23.231	33.669	290.7	12	1:49.844	19.273	34.298	22.759	33.514	289.9		
13	1:49.747	19.342	34.014	22.805	33.586	289.1	13	1:49.658	19.272	34.345	22.563	33.478	289.9		
14	1:50.299	19.228	34.058	23.224	33.789	293.0	14	1:50.271	19.245	34.348	22.785	33.893	291.5		
15	1:49.395	19.197	33.995	22.875	33.328	294.6	15	1:50.177	19.460	34.335	22.795	33.587	287.6		
16	1:49.410	19.061	34.083	22.769	33.497	289.9	16	1:50.522	19.440	34.310	22.793	33.979	288.4		
6	Marc MIRALLES ESP BMW EASYRACE TEAM BMW MOTORRAD							13	Ville VALTONEN FIN SENSETEC OY BMW MOTORRAD						
1	1:51.102	22.887	33.506	22.118	32.591		1	1:52.367	23.580	33.915	22.286	32.586			
2	1:46.949	18.547	33.325	22.226	32.851	302.0	2	1:47.151	18.716	33.434	22.211	32.790	299.5		
3	1:47.379	18.559	33.502	22.275	33.043	302.0	3	1:47.679	18.717	33.638	22.216	33.108	299.5		
4	1:46.896	18.731	33.397	22.182	32.586	298.7	4	1:48.293	18.784	33.908	22.464	33.137	298.7		
5	1:46.361	18.407	33.208	21.999	32.747	302.8	5	1:48.608	18.939	33.861	22.435	33.373	295.4		
6	1:46.378	18.473	33.147	22.064	32.694	300.3	6	1:48.665	18.966	33.917	22.466	33.316	294.6		
7	1:46.630	18.479	33.420	22.139	32.592	298.7	7	1:48.704	18.874	34.021	22.560	33.249	294.6		
8	1:46.434	18.474	33.344	21.957	32.659	297.9	8	1:48.957	19.100	34.008	22.474	33.375	293.8		
9	1:46.897	18.461	33.632	22.098	32.706	299.5	9	1:49.017	18.836	34.111	22.526	33.544	296.2		
10	1:46.855	18.610	33.317	22.112	32.816	302.0	10	1:49.789	19.098	34.501	22.674	33.516	293.8		
11	1:47.168	18.708	33.566	22.053	32.841	299.5	11	1:49.504	19.070	34.156	22.657	33.621	294.6		
12	1:46.705	18.459	33.291	22.066	32.889	303.7	12	1:50.145	19.147	34.398	22.928	33.672	293.8		
13	1:47.461	18.708	33.396	22.234	33.123	296.2	13	1:49.807	19.131	34.324	22.517	33.835	292.3		
14	1:48.162	18.619	33.834	22.443	33.266	296.2	14	1:50.732	19.375	34.623	22.793	33.941	293.0		
15	1:48.690	19.051	33.913	22.112	33.614	296.2	15	1:50.985	19.413	34.658	22.903	34.011	292.3		
16	1:46.593	18.516	33.298	22.022	32.757	304.5	16	1:50.616	19.257	34.462	22.859	34.038	292.3		



SBK

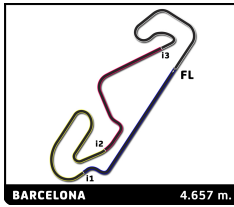
ESBK CIRCUIT DE BARCELONA-CATALUNYA

Carrera 2

Sector Analysis

— Invalidated Lap ■ Personal Best ■ Session Best B Crossing the pit lane

Lap	Time	Sector 1	Sector 2	Sector 3	Sector 4	T.Spd	Lap	Time	Sector 1	Sector 2	Sector 3	Sector 4	T.Spd
16 Oscar SAN EMETERIO ESP							12 1:47.436 19.033 33.343 21.978 33.082 298.7						
MDR SPAIN CIRCUITS YAMAHA							13 1:47.035 18.783 33.316 22.097 32.839 301.2						
1	1:52.966	23.987	33.823	22.377	32.779		14 1:48.553 18.921 33.751 22.240 33.641 289.1						
2	2:08.624 B	19.242	33.416	22.198	53.768	297.0	15 1:48.046 18.815 33.898 21.958 33.375 302.0						
3	6:05.033	4:33.975	34.538	22.845	33.675	163.7	16 1:46.820 19.133 33.110 21.857 32.720 300.3						
4	2:05.090 B	19.442	33.944	22.606	49.098	286.1							
17 Miguel CORTES ESP							27 Balint KOVACS HUN						
MDR SPAIN CIRCUITS YAMAHA							NEW2 PROJECT YAMAHA						
1	1:58.337	25.982	35.327	23.298	33.730		1 1:51.261 23.173 33.329 22.203 32.556						
2	1:51.785	19.822	34.939	23.270	33.754	285.4	2 1:46.884 18.997 33.163 21.894 32.830 297.9						
3	1:52.254	19.886	34.933	23.304	34.131	289.9	3 1:47.388 18.613 33.511 22.238 33.026 300.3						
4	1:52.407	20.240	34.470	23.382	34.315	278.1	4 1:47.133 19.085 33.352 22.080 32.616 296.2						
5	1:53.380	20.253	34.847	23.534	34.746	275.2	5 1:46.568 18.435 33.212 22.217 32.704 298.7						
6	1:54.175	20.513	35.165	23.678	34.819	272.5	6 1:47.050 18.644 33.432 22.124 32.850 296.2						
7	1:55.813	20.677	35.956	24.165	35.015	275.2	7 1:46.654 18.521 33.371 22.072 32.690 295.4						
8	1:55.170	20.658	35.735	23.932	34.845	260.7	8 1:46.636 18.533 33.204 22.077 32.822 295.4						
9	1:54.798	20.162	35.649	23.754	35.233	271.8	9 1:46.574 18.491 33.329 22.056 32.698 295.4						
10	1:55.311	20.432	35.803	23.926	35.150	270.4	10 1:46.635 18.655 33.265 22.060 32.655 295.4						
11	2:06.017	20.447	43.564	25.538	36.468	273.2	11 1:46.625 18.549 33.205 22.153 32.718 295.4						
12	1:53.756	20.116	35.528	23.560	34.552	271.1	12 1:47.152 18.681 33.412 22.060 32.999 296.2						
13	1:52.818	19.952	35.103	23.438	34.325	273.2	13 1:47.224 18.596 33.518 22.164 32.946 297.9						
14	1:53.530	20.018	35.713	23.591	34.208	275.2	14 1:48.083 18.691 33.644 22.385 33.363 296.2						
15	1:53.842	20.347	35.488	23.750	34.257	271.1	15 1:48.733 18.916 34.040 22.314 33.463 294.6						
							16 1:48.342 19.317 33.652 22.097 33.276 297.0						
24 Anacleto DALL ESP							30 Joan ZAMORANO ESP						
GV STRATOS YAMAHA							ETG RACING YAMAHA						
1	2:32.921	54.572	39.064	24.468	34.817		1 1:55.600 25.096 34.453 22.947 33.104						
2	1:55.758	20.680	35.755	24.288	35.035	257.6	2 1:48.841 19.436 33.868 22.546 32.991 278.1						
3	1:55.877	20.507	36.195	24.173	35.002	276.6	3 1:49.227 19.106 33.978 22.713 33.430 295.4						
4	1:55.995	20.568	36.009	24.038	35.380	265.2	4 1:49.846 19.249 34.234 22.940 33.423 291.5						
5	1:55.557	20.739	35.718	24.207	34.893	253.4	5 1:50.171 19.340 34.393 22.716 33.722 291.5						
6	1:55.411	20.673	35.764	24.189	34.785	269.1	6 1:50.975 19.655 34.294 23.141 33.885 293.0						
7	1:56.917	21.172	35.930	23.837	35.978	248.8	7 1:50.114 19.456 34.390 22.990 33.278 289.1						
8	1:55.099	20.154	35.349	24.574	35.022	272.5	8 1:48.162 19.142 33.561 22.316 33.143 286.9						
9	1:56.190	20.979	35.911	24.203	35.097	258.9	9 1:48.696 19.349 33.739 22.392 33.216 287.6						
10	1:55.546	20.683	35.578	24.399	34.886	263.2	10 1:48.696 19.155 33.746 22.683 33.112 287.6						
11	1:54.799	20.276	35.870	24.030	34.623	277.3	11 1:48.473 19.027 33.676 22.633 33.137 286.1						
12	1:53.797	20.425	35.200	23.752	34.420	266.5	12 1:48.732 19.223 33.647 22.568 33.294 285.4						
13	1:54.866	20.329	35.853	24.140	34.544	275.2	13 1:49.019 19.255 33.872 22.641 33.251 284.6						
14	1:54.030	20.051	35.325	23.964	34.690	272.5	14 1:49.660 19.314 34.153 22.743 33.450 289.1						
15	1:55.294	20.301	35.518	24.099	35.376	267.8	15 1:48.571 19.329 33.540 22.440 33.262 284.6						
							16 1:49.585 19.304 33.910 22.767 33.604 285.4						
26 Daniel SAEZ ESP							31 Carmelo MORALES ESP						
ALMA RACING TEAM KAWASAKI							CARDOSO RACING YAMAHA						
1	1:51.413	23.460	33.487	22.082	32.384		1 1:47.957 21.861 32.600 21.617 31.879						
2	1:46.857	18.870	33.538	21.908	32.541	304.5	2 1:44.293 18.265 32.569 21.594 31.865 299.5						
3	1:47.283	18.764	33.437	22.188	32.894	286.1	3 1:43.872 18.212 32.429 21.521 31.710 299.5						
4	1:46.449	18.864	33.386	21.819	32.380	303.7	4 1:44.045 18.171 32.508 21.523 31.843 301.2						
5	1:45.941	18.496	33.046	21.796	32.603	300.3	5 1:44.260 18.174 32.525 21.481 32.080 297.9						
6	1:46.211	18.588	33.099	21.847	32.677	299.5	6 1:44.420 18.258 32.691 21.547 31.924 297.9						
7	1:46.763	18.523	33.317	22.100	32.823	299.5	7 1:44.304 18.190 32.610 21.553 31.951 297.9						
8	1:46.654	18.590	33.374	22.066	32.624	298.7	8 1:45.123 18.572 32.896 21.610 32.045 297.9						
9	1:46.970	18.754	33.552	21.929	32.735	300.3	9 1:44.394 18.149 32.686 21.597 31.962 301.2						
10	1:47.143	18.737	33.342	22.035	33.029	302.0	10 1:44.824 18.203 32.946 21.625 32.050 300.3						
11	1:47.176	18.769	33.355	22.058	32.994	299.5	11 1:44.946 18.297 32.837 21.666 32.146 297.0						



SBK

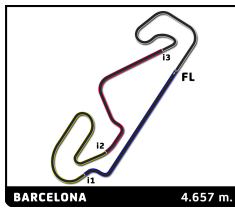
ESBK CIRCUIT DE BARCELONA-CATALUNYA

Carrera 2

Sector Analysis

— Invalidated Lap ■ Personal Best ■ Session Best B Crossing the pit lane

Lap	Time	Sector 1	Sector 2	Sector 3	Sector 4	T.Spd	Lap	Time	Sector 1	Sector 2	Sector 3	Sector 4	T.Spd	
12	1:45.146	18.396	32.936	21.700	32.114	297.9	55 Alejandro MEDINA ESP TEAM SPEED RACING KAWASAKI	1	1:48.260	22.013	32.675	21.721	31.851	
13	1:45.344	18.419	32.821	21.919	32.185	296.2		2	1:44.819	18.436	32.558	21.710	32.115	302.0
14	1:45.382	18.362	32.917	21.683	32.420	295.4		3	1:44.847	18.356	32.556	21.744	32.191	303.7
15	1:46.198	18.540	32.998	21.843	32.817	295.4		4	1:45.701	18.748	32.873	21.827	32.253	297.9
16	1:48.646	18.661	33.650	22.642	33.693	299.5		5	1:46.002	18.704	32.926	22.010	32.362	298.7
37 Jordi ESTEVE ESP YAMAHA								6	1:46.006	18.745	33.076	21.832	32.353	295.4
1	1:55.802	23.302	36.468	22.958	33.074			7	1:46.386	18.865	33.208	21.985	32.328	296.2
2	1:49.657	18.869	34.812	22.659	33.317	300.3		8	1:45.707	18.477	33.042	21.801	32.387	302.0
3	1:49.172	19.282	34.014	22.458	33.418	293.0		9	1:45.699	18.599	32.944	21.861	32.295	294.6
4	1:49.066	18.791	33.888	22.967	33.420	293.0		10	1:45.910	18.573	32.953	21.880	32.504	295.4
5	1:50.104	19.278	34.447	22.700	33.679	293.0		11	1:46.050	18.651	33.049	21.887	32.463	294.6
6	1:50.657	19.092	34.589	23.101	33.875	295.4		12	1:46.335	18.755	33.143	21.925	32.512	293.0
7	1:51.350	19.496	34.378	23.275	34.201	290.7		13	1:46.468	18.751	33.304	21.901	32.512	294.6
8	1:50.127	19.218	34.302	22.619	33.988	294.6		14	1:46.087	18.721	33.120	21.841	32.405	292.3
9	1:49.569	19.171	34.135	22.594	33.669	295.4		15	1:45.552	18.655	32.860	21.759	32.278	293.0
10	1:48.101	18.768	33.633	22.458	33.242	292.3		16	1:45.910	18.722	32.943	21.794	32.451	290.7
11	1:48.415	18.962	33.966	22.464	33.023	289.9	57 Christian PALOMARES ESP TEAM SPEED RACING KAWASAKI							
12	1:48.515	18.975	33.910	22.595	33.035	287.6	1	1:50.266	22.978	33.297	21.855	32.136		
13	1:49.150	19.220	34.216	22.350	33.364	287.6	2	1:45.504	18.650	32.921	21.766	32.167	294.6	
14	1:49.031	19.232	33.950	22.440	33.409	289.1	3	1:45.134	18.582	32.768	21.749	32.035	292.3	
15	1:48.573	19.069	33.925	22.495	33.084	287.6	4	1:45.363	18.589	32.833	21.746	32.195	290.7	
16	1:49.379	18.998	34.124	22.590	33.667	287.6	5	1:45.832	18.705	32.962	21.823	32.342	289.9	
49 Raül TORRAS ESP TOLL RACING TEAM HONDA							6	1:45.431	18.603	32.871	21.810	32.147	290.7	
1	1:58.211	25.625	35.505	23.007	34.074		7	1:45.382	18.618	32.831	21.820	32.113	288.4	
2	1:51.570	19.752	34.502	23.190	34.126	287.6	8	1:45.680	18.870	32.844	21.767	32.199	290.7	
3	1:52.101	19.959	34.961	23.126	34.055	288.4	9	1:45.941	18.682	32.841	22.286	32.132	293.0	
4	1:51.801	19.687	34.837	23.100	34.177	286.9	10	1:45.388	18.588	32.751	21.962	32.087	293.0	
5	1:52.247	19.879	34.822	23.134	34.412	284.6	11	1:45.855	18.530	33.018	21.840	32.467	297.0	
6	1:51.977	19.691	34.831	23.250	34.205	286.1	12	1:46.092	18.648	33.092	21.934	32.418	292.3	
7	1:52.797	19.919	35.146	23.353	34.379	284.6	13	1:46.467	18.929	33.228	21.895	32.415	298.7	
8	1:52.601	19.987	35.028	23.223	34.363	282.4	14	1:46.545	18.694	33.130	22.049	32.672	293.8	
9	2:10.820B	19.785	36.118	23.992	50.925	286.1	15	2:15.188	18.586	57.505	24.856	34.241	297.0	
51 Eric GRANADO BRA TEAM HONDA LAGLISSE HONDA							16	1:49.957	19.511	34.141	22.717	33.588	283.9	
1	1:48.767	22.311	32.831	21.574	32.051		61 Alessandro ZACCONE ITA ETG RACING YAMAHA							
2	1:44.034	18.196	32.468	21.496	31.874	308.0	1	1:49.585	22.550	33.029	22.092	31.914		
3	1:44.004	18.245	32.462	21.449	31.848	308.0	2	1:44.729	18.492	32.711	21.593	31.933	305.4	
4	1:44.138	18.246	32.541	21.459	31.892	306.3	3	1:44.687	18.265	32.622	21.743	32.057	303.7	
5	1:44.185	18.213	32.531	21.430	32.011	304.5	4	1:44.863	18.347	32.704	21.669	32.143	300.3	
6	1:43.979	18.173	32.449	21.372	31.985	306.3	5	2:41.347B	18.584	32.968	21.918	1:27.877	304.5	
7	1:44.136	18.133	32.616	21.509	31.878	308.0	66 Philippe LE GALLO FRA TEAM HONDA LAGLISSE HONDA							
8	1:44.743	18.400	32.734	21.457	32.152	303.7	1	2:11.877	34.463	37.435	24.898	35.081		
9	1:44.307	18.235	32.605	21.410	32.057	305.4	2	1:55.783	20.198	35.920	24.454	35.211	280.2	
10	1:45.621	18.325	33.348	21.822	32.126	303.7	3	1:54.608	20.193	35.646	23.907	34.862	291.5	
11	1:45.073	18.342	32.902	21.570	32.259	307.1	4	1:54.229	20.011	35.340	23.915	34.963	288.4	
12	1:45.291	18.400	32.985	21.601	32.305	306.3	5	1:54.080	20.155	35.263	23.801	34.861	288.4	
13	1:44.998	18.270	32.990	21.527	32.211	305.4	6	1:54.764	20.304	35.322	23.850	35.288	281.7	
14	1:45.271	18.390	32.749	21.677	32.455	304.5	7	1:54.168	20.049	35.442	23.733	34.944	283.9	
15	1:46.037	18.544	33.017	21.731	32.745	308.9	8	2:06.868B	20.051	35.702	24.183	46.932	289.9	
16	1:45.794	18.354	33.132	21.571	32.737	302.8								



SBK

ESBK CIRCUIT DE BARCELONA-CATALUNYA

Carrera 2

Sector Analysis

— Invalidated Lap ■ Personal Best ■ Session Best B Crossing the pit lane

Lap	Time	Sector 1	Sector 2	Sector 3	Sector 4	T.Sp	Lap	Time	Sector 1	Sector 2	Sector 3	Sector 4	T.Sp
73 Florent VERCHERE FRA LCR SUPERBIKE YAMAHA							6	1:45.657	18.351	33.173	21.847	32.286	301.2
1	2:30.954	54.647	38.524	23.562	34.221	278.1	7	1:46.060	18.626	33.129	21.768	32.537	301.2
2	1:53.014	20.492	34.946	23.422	34.154	279.5	8	1:46.387	18.820	33.094	21.875	32.598	294.6
3	1:52.249	20.172	34.788	23.216	34.073	282.4	9	1:45.597	18.415	32.986	21.824	32.372	299.5
4	1:52.559	20.152	34.951	23.294	34.162	282.4	10	1:45.942	18.402	33.031	21.945	32.564	300.3
5	1:52.401	20.109	34.888	23.236	34.168	280.9	11	1:46.355	18.380	33.115	21.996	32.864	302.0
6	1:52.644	20.218	34.779	23.426	34.221	280.2	12	1:46.074	18.424	33.169	21.912	32.569	303.7
7	1:52.798	20.089	34.975	23.445	34.289	283.1	13	1:46.487	18.661	33.335	21.971	32.520	302.0
8	2:01.891	19.889	37.498	26.914	37.590		14	1:46.004	18.550	33.131	21.860	32.463	302.0
							15	1:45.494	18.448	32.904	21.686	32.456	300.3
							16	1:45.735	18.506	32.973	21.786	32.470	297.9
75 Ivo LOPES PRT BMW EASYRACE TEAM BMW MOTORRAD													
1	1:49.346	22.140	33.294	21.954	31.958	302.0							
2	1:44.455	18.198	32.725	21.582	31.950	300.3							
3	1:44.233	18.151	32.461	21.657	31.964	299.5							
4	1:44.339	18.156	32.581	21.598	32.004	299.5							
5	1:44.626	18.246	32.660	21.594	32.126	299.5							
6	1:44.781	18.262	32.634	21.655	32.230	298.7							
7	1:44.901	18.284	32.753	21.638	32.226	297.9							
8	1:44.975	18.207	32.856	21.659	32.253	298.7							
9	1:45.005	18.250	32.754	21.669	32.332	300.3							
10	1:44.995	18.182	32.840	21.678	32.295	299.5							
11	1:44.982	18.143	32.878	21.665	32.296	298.7							
12	1:45.538	18.325	32.971	21.862	32.380	297.0							
13	1:45.546	18.348	32.912	21.768	32.518	299.5							
14	1:45.868	18.476	33.005	21.857	32.530	299.5							
15	1:45.366	18.238	32.935	21.733	32.460	296.2							
16	1:46.504	18.383	33.331	21.928	32.862								
81 Jordi TORRES ESP TEAM HONDA LAGLISSE HONDA													
1	1:47.744	21.293	32.796	21.530	32.125	304.5							
2	1:44.346	18.191	32.679	21.442	32.034	304.5							
3	1:43.835	18.122	32.457	21.385	31.871	304.5							
4	1:43.872	18.089	32.488	21.379	31.916	304.5							
5	1:43.839	18.050	32.456	21.388	31.945	304.5							
6	1:43.862	18.034	32.504	21.436	31.888	304.5							
7	1:43.875	18.058	32.553	21.380	31.884	304.5							
8	1:43.887	17.974	32.562	21.372	31.979	304.5							
9	1:44.067	18.057	32.625	21.481	31.904	304.5							
10	1:43.933	18.117	32.575	21.305	31.936	304.5							
11	1:44.142	18.067	32.583	21.372	32.120	306.3							
12	1:44.429	18.083	32.786	21.503	32.057	304.5							
13	1:44.528	18.196	32.703	21.403	32.226	302.8							
14	1:44.564	18.161	32.706	21.479	32.218	305.4							
15	1:45.489	18.499	33.101	21.597	32.292	303.7							
16	1:45.939	18.632	33.031	21.629	32.647								
94 Naomichi URAMOTO JPN JEG RACING													
1	1:49.962	22.552	33.192	22.103	32.115	303.7							
2	1:44.794	18.284	32.755	21.631	32.124	304.5							
3	1:44.591	18.197	32.603	21.683	32.108	304.5							
4	1:44.822	18.256	32.781	21.661	32.124	306.3							
5	1:45.970	18.409	33.082	21.872	32.607								