

Supersport

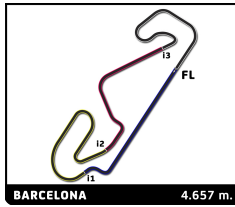
ESBK CIRCUIT DE BARCELONA-CATALUNYA

Entrenamiento Libre 4

Sector Analysis

— Invalidated Lap ■ Personal Best ■ Session Best B Crossing the pit lane

Lap	Time	Sector 1	Sector 2	Sector 3	Sector 4	Elapsed	Lap	Time	Sector 1	Sector 2	Sector 3	Sector 4	Elapsed		
3	Filip REHACEK CZE CARDOSO RACING YAMAHA							8	Vasco CORREIA POR TEAM MOTO CLUBE LOULE CONCEL KAWASAKI						
1	2:41.890	1:07.249	36.175	24.439	34.027	2:41.890	1	2:12.388	38.806	35.371	23.472	34.739	2:12.388		
2	1:50.454	19.760	34.523	22.892	33.279	4:32.344	2	1:52.766	20.288	34.823	23.250	34.405	4:05.154		
3	1:49.848	19.605	34.348	22.796	33.099	6:22.192	3	1:53.465	20.564	34.860	23.726	34.315	5:58.619		
4	1:50.250	20.031	34.327	22.687	33.205	8:12.442	4	2:05.747 B	20.598	35.567	23.496	46.086	8:04.366		
5	1:49.593	19.462	34.194	22.759	33.178	10:02.035	5	4:06.336	2:29.581	38.452	23.846	34.457	12:10.702		
6	1:49.609	19.340	34.257	22.737	33.275	11:51.644	6	2:08.084 B	20.512	35.848	24.516	47.208	14:18.786		
7	1:50.357	19.726	34.171	22.810	33.650	13:42.001	7	2:29.157	47.053	38.544	24.612	38.948	16:47.943		
8	1:49.471	19.363	33.913	22.812	33.383	15:31.472	8	1:53.796	20.650	35.354	23.427	34.365	18:41.739		
9	1:49.740	19.541	33.972	22.987	33.240	17:21.212	9	2:18.799	23.722	55.895	24.440	34.742	21:00.538		
10	2:05.179 B	19.768	34.432	23.923	47.056	19:26.391	10	2:13.319 B	20.694	35.541	23.448	53.636	23:13.857		
11	9:08.651	7:36.355	35.380	23.383	33.533	28:35.042	11	3:34.285	1:51.481	38.029	24.930	39.845	26:48.142		
12	1:49.042	19.513	33.852	22.616	33.061	30:24.084	12	1:59.326	20.652	35.347	23.616	39.711	28:47.468		
13	1:48.845	19.322	33.674	22.888	32.961	32:12.929	13	2:13.830 B	20.579	35.366	27.583	50.302	31:01.298		
14	1:50.752	19.685	34.407	23.119	33.541	34:03.681	14	3:36.265	1:51.544	46.358	23.708	34.655	34:37.563		
15	1:50.325	19.777	34.380	22.886	33.282	35:54.006	15	1:53.976	20.652	35.426	23.583	34.315	36:31.539		
16	1:49.470	19.508	33.778	22.720	33.464	37:43.476	16	2:20.885 B	20.506	35.590	28.062	56.727	38:52.424		
17	1:49.212	19.478	34.191	22.588	32.955	39:32.688	17	2:27.501	44.172	43.763	25.075	34.491	41:19.925		
18	1:48.955	19.551	33.792	22.664	32.948	41:21.643									
5	Thomas STRUDWICK GBR MONEX TEAM EDGE RST YAMAHA							10	Unai ORRADRE ESP YAMAHA MS RACING YAMAHA						
1	2:07.220	36.224	35.136	22.909	32.951	2:07.220	1	2:54.994	1:09.038	41.474	22.999	41.483	2:54.994		
2	1:48.460	19.530	33.600	22.482	32.848	3:55.680	2	1:48.727	19.228	33.487	22.618	33.394	4:43.721		
3	1:48.008	19.406	33.447	22.490	32.665	5:43.688	3	1:46.997	19.171	33.360	22.140	32.326	6:30.718		
4	1:48.997	19.530	33.457	22.376	33.634	7:32.685	4	1:48.552	19.201	34.442	22.329	32.580	8:19.270		
5	1:48.422	19.315	33.536	22.733	32.838	9:21.107	5	1:47.157	19.465	33.321	22.077	32.294	10:06.427		
6	2:09.383 B	21.590	36.992	23.366	47.435	11:30.490	6	1:47.241	19.291	33.096	22.309	32.545	11:53.668		
7	7:18.805	5:47.851	34.691	23.175	33.088	18:49.295	7	1:46.973	18.987	33.142	22.392	32.452	13:40.641		
8	1:49.302	19.797	33.745	22.791	32.969	20:38.597	8	1:47.160	19.099	33.336	22.187	32.538	15:27.801		
9	1:49.207	19.765	33.812	22.680	32.950	22:27.804	9	1:47.661	19.287	33.230	22.444	32.700	17:15.462		
10	1:48.842	19.640	33.660	22.674	32.868	24:16.646	10	1:47.984	19.425	33.316	22.499	32.744	19:03.446		
11	2:04.414 B	19.502	33.895	23.738	47.279	26:21.060	11	1:48.087	19.054	33.289	22.167	33.577	20:51.533		
12	3:06.921 B	1:21.675	35.384	23.204	46.658	29:27.981	12	2:17.517 B	22.471	43.391	23.202	48.453	23:09.050		
13	11:32.603	...	34.854	23.549	33.616	41:00.584	13	10:03.564	8:16.788	47.215	24.913	34.648	33:12.614		
							14	1:46.260	19.144	32.990	22.083	32.043	34:58.874		
							15	1:46.671	19.185	33.123	22.048	32.315	36:45.545		
							16	1:46.316	19.025	32.833	22.197	32.261	38:31.861		
							17	1:46.840	19.013	33.019	22.396	32.412	40:18.701		
7	Zechariah Kwame DZEGEDE USA EASYRACE TEAM							11	Jared K. SCHULTZ RSA FIFTY MOTORSPORT YAMAHA						
1	3:29.783	1:51.875	36.940	24.869	36.099	3:29.783	1	3:10.861	1:38.884	35.259	23.342	33.376	3:10.861		
2	1:56.736	20.754	36.044	24.441	35.497	5:26.519	2	1:49.526	19.777	33.958	22.829	32.962	5:00.387		
3	1:56.154	20.651	36.126	24.134	35.243	7:22.673	3	1:49.725	19.673	34.229	22.927	32.896	6:50.112		
4	1:55.026	20.430	35.539	24.067	34.990	9:17.699	4	1:49.386	19.727	33.786	22.888	32.985	8:39.498		
5	1:55.353	20.509	35.442	24.112	35.290	11:13.052	5	1:49.368	19.689	33.692	22.834	33.153	10:28.866		
6	1:55.420	20.625	35.467	24.054	35.274	13:08.472	6	2:10.425 B	22.041	36.088	23.559	48.737	12:39.291		
7	1:55.254	20.687	35.464	23.956	35.147	15:03.726	7	8:16.803	6:38.773	41.102	23.295	33.633	20:56.094		
8	1:56.012	20.968	35.811	24.137	35.096	16:59.738	8	1:50.411	19.915	34.210	22.818	33.468	22:46.505		
9	1:56.233	21.007	35.719	24.213	35.294	18:55.971	9	1:55.722	23.382	36.046	23.006	33.288	24:42.227		
10	2:12.672 B	20.706	35.836	24.137	51.993	21:08.643	10	1:50.023	19.636	34.266	22.948	33.173	26:32.250		
11	8:35.425	6:59.196	36.307	24.138	35.784	29:44.068	11	1:49.698	19.742	34.048	22.725	33.183	28:21.948		
12	1:54.680	20.225	35.464	23.871	35.120	31:38.748	12	1:49.523	20.023	33.728	22.791	32.981	30:11.471		
13	1:56.283	20.649	35.878	24.246	35.510	33:35.031	13	2:15.012 B	21.358	38.372	23.428	51.854	32:26.483		
14	1:55.658	20.510	35.597	24.418	35.133	35:30.689	14	6:33.880	5:02.249	35.206	23.104	33.321	39:00.363		
15	1:55.415	20.802	35.756	23.976	34.881	37:26.104									
16	1:55.144	20.582	35.495	24.066	35.001	39:21.248									



Supersport

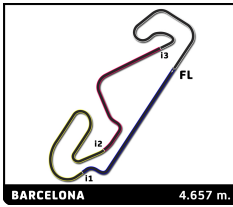
ESBK CIRCUIT DE BARCELONA-CATALUNYA

Entrenamiento Libre 4

Sector Analysis

— Invalidated Lap ■ Personal Best ■ Session Best B Crossing the pit lane

Lap	Time	Sector 1	Sector 2	Sector 3	Sector 4	Elapsed	Lap	Time	Sector 1	Sector 2	Sector 3	Sector 4	Elapsed
15	1:52.786	19.674	34.572	23.248	35.292	40:53.149	14	1:47.548	19.347	33.370	22.296	32.535	32:08.107
12	Borja GOMEZ					ESP	15	1:47.632	19.265	33.340	22.355	32.672	33:55.739
	CARDOSO RACING					YAMAHA	16	1:48.694	20.137	33.469	22.465	32.623	35:44.433
1	3:06.457	1:34.379	35.452	23.109	33.517	3:06.457	17	1:47.540	19.298	33.311	22.298	32.633	37:31.973
2	1:49.629	19.664	34.030	22.725	33.210	4:56.086	18	1:54.221	19.220	35.116	26.096	33.789	39:26.194
3	1:49.590	19.609	33.985	22.684	33.312	6:45.676	19	1:48.174	19.324	33.570	22.492	32.788	41:14.368
4	2:03.897 B	19.898	34.656	23.465	45.878	8:49.573	20	Danny RAAVAD					DEN
5	8:57.333	7:24.944	36.584	22.893	32.912	17:46.906		MDS RACING TEAM					YAMAHA
6	1:47.420	19.556	33.131	22.330	32.403	19:34.326	1	2:56.743	1:23.163	35.372	23.682	34.526	2:56.743
7	1:47.200	19.289	33.107	22.181	32.623	21:21.526	2	1:54.521	20.543	36.079	23.609	34.290	4:51.264
8	1:47.178	19.366	33.107	22.276	32.429	23:08.704	3	1:52.331	20.086	35.003	23.349	33.893	6:43.595
9	1:47.332	19.431	33.125	22.301	32.475	24:56.036	4	1:51.976	20.041	34.774	23.302	33.859	8:35.571
10	1:48.753	19.798	33.416	22.780	32.759	26:44.789	5	1:51.516	19.856	34.453	23.290	33.917	10:27.087
11	1:48.818	19.366	33.718	22.599	33.135	28:33.607	6	1:51.973	19.930	34.494	23.465	34.084	12:19.060
12	1:47.021	19.299	33.217	22.176	32.329	30:20.628	7	1:51.969	19.963	34.531	23.448	34.027	14:11.029
13	1:47.225	19.170	33.278	22.217	32.560	32:07.853	8	2:07.179 B	20.187	34.852	23.388	48.752	16:18.208
14	2:06.340 B	22.318	34.396	22.806	46.820	34:14.193	9	10:25.254	8:51.899	35.056	23.674	34.625	26:43.462
15	2:13.402	42.295	34.996	22.738	33.373	36:27.595	10	1:52.733	20.252	35.099	23.371	34.011	28:36.195
16	1:50.167	19.399	33.420	22.934	34.414	38:17.762	11	1:54.336	20.387	36.608	23.281	34.060	30:30.531
17	1:47.881	19.344	33.306	22.358	32.873	40:05.643	12	1:52.024	19.861	34.693	23.400	34.070	32:22.555
16	Alejandro RUIZ					ESP	13	1:52.069	19.964	34.848	23.341	33.916	34:14.624
	ANDOTRANS TEAM TORRENTÓ					YAMAHA	14	1:53.287	19.968	35.974	23.346	33.999	36:07.911
1	3:38.393	2:04.860	36.405	23.376	33.752	3:38.393	15	1:51.859	20.042	34.523	23.279	34.015	37:59.770
2	1:49.402	19.675	33.640	22.906	33.181	5:27.795	16	1:52.047	20.094	34.680	23.248	34.025	39:51.817
3	1:48.883	19.328	33.643	22.989	32.923	7:16.678	17	1:51.644	19.824	34.598	23.219	34.003	41:43.461
4	2:06.891 B	20.455	34.866	22.611	48.959	9:23.569	21	Eduardo MONTERO					ESP
5	9:37.149	8:04.761	36.809	22.747	32.832	19:00.718		CASTROMAROTO RACING					YAMAHA
6	1:52.317	19.649	33.716	22.755	36.197	20:53.035	1	3:04.060 B	1:13.314	36.151	23.724	50.871	3:04.060
7	1:58.586	19.669	40.286	23.307	35.324	22:51.621	2	10:45.647	9:14.442	34.543	23.190	33.472	13:49.707
8	1:48.021	19.494	33.338	22.536	32.653	24:39.642	3	1:49.931	19.681	34.076	22.875	33.299	15:39.638
9	1:53.981	19.738	38.133	22.811	33.299	26:33.623	4	2:08.211 B	19.664	35.993	24.341	48.213	17:47.849
10	1:48.339	19.487	33.523	22.400	32.929	28:21.962	5	12:50.837	...	36.011	23.313	34.572	30:38.686
11	1:48.016	19.397	33.495	22.397	32.727	30:09.978	6	1:50.821	20.026	34.076	23.050	33.669	32:29.507
12	1:59.490	20.612	43.449	22.718	32.711	32:09.468	7	1:50.507	19.919	33.869	23.089	33.630	34:20.014
13	1:53.600	19.465	33.480	22.446	38.209	34:03.068	8	1:49.988	19.807	33.945	22.911	33.325	36:10.002
14	1:54.421	20.589	38.286	22.738	32.808	35:57.489	9	1:51.567	19.671	35.520	22.888	33.488	38:01.569
15	1:47.789	19.400	33.371	22.484	32.534	37:45.278	10	1:49.687	19.700	33.709	22.825	33.453	39:51.256
16	1:47.577	19.487	33.349	22.322	32.419	39:32.855	11	1:50.093	19.717	33.940	23.039	33.397	41:41.349
17	1:47.251	19.214	33.263	22.289	32.485	41:20.106	23	Loic ARBEL					FRA
19	Joan DIAZ					ESP		ANDOTRANS TEAM TORRENTÓ					YAMAHA
	H43 TEAM NOBBY TALASUR					YAMAHA	1	3:37.542	2:04.660	35.704	23.513	33.665	3:37.542
1	2:01.895	29.720	35.084	23.364	33.727	2:01.895	2	1:51.390	21.335	34.193	22.762	33.100	5:28.932
2	1:49.134	19.710	33.841	22.616	32.967	3:51.029	3	1:48.539	19.521	33.745	22.435	32.838	7:17.471
3	1:49.035	19.431	33.553	22.615	33.436	5:40.064	4	1:49.268	19.689	33.848	22.623	33.108	9:06.739
4	2:10.627 B	19.407	33.750	22.640	54.830	7:50.691	5	1:49.327	19.708	33.963	22.585	33.071	10:56.066
5	8:06.303	6:33.555	37.089	22.763	32.896	15:56.994	6	2:11.858 B	22.185	38.318	24.103	47.252	13:07.924
6	1:48.371	19.611	33.682	22.415	32.663	17:45.365	7	8:26.114	6:49.266	34.161	28.121	34.566	21:34.038
7	1:48.055	19.522	33.430	22.303	32.800	19:33.420	8	1:47.905	19.511	33.401	22.383	32.610	23:21.943
8	1:48.058	19.560	33.408	22.376	32.714	21:21.478	9	1:53.095	20.559	36.600	22.978	32.958	25:15.038
9	1:47.579	19.533	33.227	22.220	32.599	23:09.057	10	2:03.269 B	19.394	33.617	22.464	47.794	27:18.307
10	1:47.296	19.255	33.155	22.342	32.544	24:56.353	11	6:12.859	4:21.920	37.063	31.910	41.966	33:31.166
11	1:47.670	19.145	33.393	22.480	32.652	26:44.023	12	2:00.056	23.009	39.162	23.202	34.683	35:31.222
12	1:48.702	19.669	33.936	22.471	32.626	28:32.725	13	2:00.051	20.330	34.438	23.363	41.920	37:31.273
13	1:47.834	19.367	33.295	22.463	32.709	30:20.559	14	1:49.132	19.673	33.723	22.534	33.202	39:20.405



Supersport

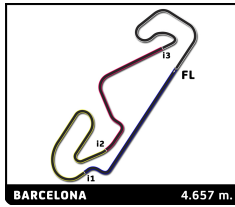
ESBK CIRCUIT DE BARCELONA-CATALUNYA

Entrenamiento Libre 4

Sector Analysis

— Invalidated Lap ■ Personal Best ■ Session Best B Crossing the pit lane

Lap	Time	Sector 1	Sector 2	Sector 3	Sector 4	Elapsed	Lap	Time	Sector 1	Sector 2	Sector 3	Sector 4	Elapsed
15	1:54.439	19.642	34.625	25.914	34.258	41:14.844	19	1:48.066	19.248	33.324	22.604	32.890	41:19.972
24	Mathieu GREGORIO					FRA	37	Mauro GONZALEZ					ESP
	TECH SOLUTIONS					YAMAHA		MDR SPAINCIRCUITS					YAMAHA
1	2:02.391	29.448	35.179	23.325	34.439	2:02.391	1	3:37.788	2:02.075	38.679	23.538	33.496	3:37.788
2	1:49.691	19.620	33.947	22.763	33.361	3:52.082	2	1:50.225	19.778	33.983	23.176	33.288	5:28.013
3	1:49.133	19.446	33.853	22.692	33.142	5:41.215	3	1:49.104	19.495	33.892	22.693	33.024	7:17.117
4	1:49.811	19.555	33.817	22.649	33.790	7:31.026	4	1:49.793	19.541	34.049	22.976	33.227	9:06.910
5	1:49.709	19.538	34.217	22.669	33.285	9:20.735	5	1:49.345	19.704	33.951	22.664	33.026	10:56.255
6	1:49.546	19.628	33.923	22.743	33.252	11:10.281	6	2:12.763 B	20.248	37.870	23.458	51.187	13:09.018
7	1:50.560	19.736	34.796	22.725	33.303	13:00.841	7	4:38.251	3:08.065	34.561	22.810	32.815	17:47.269
8	2:03.183 B	19.566	33.968	22.716	46.933	15:04.024	8	1:48.729	19.484	33.584	22.661	33.000	19:35.998
9	12:10.339	...	34.639	23.177	33.687	27:14.363	9	1:48.842	19.416	33.751	22.621	33.054	21:24.840
10	1:48.871	19.429	33.771	22.700	32.971	29:03.234	10	1:57.436	20.457	40.884	23.329	32.766	23:22.276
11	1:48.352	19.476	33.630	22.435	32.811	30:51.586	11	1:48.743	19.555	33.606	22.651	32.931	25:11.019
12	1:48.387	19.449	33.541	22.507	32.890	32:39.973	12	1:55.248	19.438	34.960	23.369	37.481	27:06.267
13	1:54.493	20.804	36.843	23.360	33.486	34:34.466	13	1:49.978	19.852	34.305	22.654	33.167	28:56.245
14	1:48.310	19.373	33.653	22.463	32.821	36:22.776	14	1:53.458	21.023	37.274	22.389	32.772	30:49.703
15	1:48.334	19.363	33.665	22.448	32.858	38:11.110	15	1:47.883	19.273	33.477	22.400	32.733	32:37.586
16	1:48.552	19.366	33.615	22.497	33.074	39:59.662	16	1:55.902	20.670	39.289	22.742	33.201	34:33.488
17	1:49.608	19.573	33.922	22.633	33.480	41:49.270	17	1:54.246	20.594	37.643	22.734	33.275	36:27.734
							18	1:49.249	19.434	33.497	22.862	33.456	38:16.983
							19	1:48.620	19.496	33.560	22.496	33.068	40:05.603
25	Jamie DAVIS					GBR	38	Juan RODRIGUEZ					ESP
	FIFTY MOTORSPORT					YAMAHA		H43 TALASUR					YAMAHA
1	7:32.619	5:59.458	36.540	23.218	33.403	7:32.619	1	2:42.661	1:06.335	39.092	23.592	33.642	2:42.661
2	1:49.614	19.762	33.815	22.963	33.074	9:22.233	2	1:49.760	19.726	33.978	23.001	33.055	4:32.421
3	1:48.682	19.432	33.563	22.734	32.953	11:10.915	3	1:54.662	24.205	34.768	22.824	32.865	6:27.083
4	1:49.316	19.457	34.124	22.749	32.986	13:00.231	4	1:49.229	19.519	33.719	22.744	33.247	8:16.312
5	2:06.077 B	19.710	35.848	23.473	47.046	15:06.308	5	1:48.788	19.471	33.702	22.674	32.941	10:05.100
6	9:18.305	7:43.541	38.533	22.882	33.349	24:24.613	6	1:49.321	19.460	33.696	22.939	33.226	11:54.421
7	1:49.177	19.645	33.752	22.758	33.022	26:13.790	7	1:48.369	19.392	33.535	22.662	32.780	13:42.790
8	1:48.522	19.464	33.532	22.626	32.900	28:02.312	8	1:49.770	19.061	33.676	22.755	34.278	15:32.560
9	1:48.403	19.463	33.504	22.598	32.838	29:50.715	9	1:48.740	19.450	33.747	22.597	32.946	17:21.300
10	2:10.062 B	24.001	35.715	23.658	46.688	32:00.777	10	1:48.363	19.449	33.577	22.621	32.716	19:09.663
11	6:59.152	5:28.210	34.595	23.048	33.299	38:59.929	11	1:48.624	19.536	33.696	22.637	32.755	20:58.287
12	1:50.994	19.655	33.908	24.012	33.419	40:50.923	12	2:08.339 B	19.664	33.965	22.921	51.789	23:06.626
							13	10:29.902	8:51.982	40.691	23.473	33.756	33:36.528
							14	2:10.167 B	19.999	37.045	26.019	47.104	35:46.695
							15	4:14.366 B	2:28.283	35.908	23.614	46.561	40:01.061
33	Daniel VALLE					ESP	39	Borja QUERO					ESP
	YAMAHA MS RACING					YAMAHA		I+DENT RACING TEAM					YAMAHA
1	2:55.959	1:09.222	42.030	23.161	41.546	2:55.959	1	7:24.658 B	5:40.922	35.452	23.466	44.818	7:24.658
2	1:48.058	19.237	33.105	22.415	33.301	4:44.017	2	28:23.132	...	35.350	25.594	39.835	35:47.790
3	1:47.712	19.309	33.580	22.386	32.437	6:31.729	3	2:10.548 B	20.100	35.803	24.368	50.277	37:58.338
4	1:47.145	19.153	33.129	22.317	32.546	8:18.874							
5	1:47.305	19.233	33.085	22.362	32.625	10:06.179							
6	1:47.419	19.260	33.008	22.560	32.591	11:53.598							
7	1:48.095	19.362	33.071	22.583	33.079	13:41.693							
8	1:47.190	19.082	32.981	22.216	32.911	15:28.883							
9	1:46.947	19.085	33.014	22.401	32.447	17:15.830							
10	1:59.618	19.336	33.960	26.938	33.384	19:15.448							
11	1:47.658	19.295	33.195	22.368	32.800	21:03.106							
12	1:48.296	19.308	33.652	22.467	32.869	22:51.402							
13	1:47.731	19.300	33.303	22.408	32.720	24:39.133							
14	2:12.750 B	20.777	39.877	24.786	47.310	26:51.883							
15	7:16.551	5:24.992	38.573	29.281	43.705	34:08.434							
16	1:47.964	19.450	33.364	22.485	32.665	35:56.398							
17	1:47.584	19.180	33.142	22.422	32.840	37:43.982							
18	1:47.924	19.192	33.496	22.426	32.810	39:31.906							
							43	Simon JESPERSEN					DNK
								H43 TEAM NOBBY					YAMAHA
							1	2:53.744	1:17.787	35.365	23.400	37.192	2:53.744
							2	1:49.904	19.632	34.117	22.712	33.443	4:43.648
							3	1:48.449	19.461	33.632	22.539	32.817	6:32.097
							4	1:47.632	19.207	33.416	22.347	32.662	8:19.729
							5	1:48.479	19.320	33.593	22.708	32.858	10:08.208
							6	1:48.304	19.325	33.604	22.590	32.785	11:56.512
							7	1:47.860	19.244	33.489	22.454	32.673	13:44.372



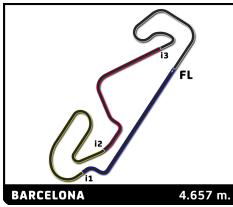
Supersport

ESBK CIRCUIT DE BARCELONA-CATALUNYA

Entrenamiento Libre 4

Sector Analysis

_ Invalidated Lap							■ Personal Best	■ Session Best	B Crossing the pit lane					
Lap	Time	Sector 1	Sector 2	Sector 3	Sector 4	Elapsed	Lap	Time	Sector 1	Sector 2	Sector 3	Sector 4	Elapsed	
47 Luis M. VERDUGO ESP														
DR7 HMAX							YAMAHA							
1	2:35.772	1:04.645	34.443	22.957	33.727	2:35.772								
2	1:51.690	19.639	35.782	22.968	33.301	4:27.462								
3	1:49.742	19.459	34.817	22.746	32.720	6:17.204								
4	1:48.807	19.354	33.619	22.716	33.118	8:06.011								
5	1:47.870	19.306	33.424	22.464	32.676	9:53.881								
6	1:48.318	19.648	33.386	22.554	32.730	11:42.199								
7	1:47.963	19.236	33.374	22.548	32.805	13:30.162								
8	1:48.620	19.555	33.537	22.564	32.964	15:18.782								
9	1:48.574	19.592	33.610	22.519	32.853	17:07.356								
10	1:48.654	19.667	33.423	22.535	33.029	18:56.010								
11	1:48.771	19.687	33.563	22.624	32.897	20:44.781								
12	1:48.531	19.562	33.602	22.527	32.840	22:33.312								
13	1:48.745	19.551	33.599	22.526	33.069	24:22.057								
14	1:48.995	19.579	33.862	22.569	32.985	26:11.052								
15	1:48.897	19.479	33.887	22.567	32.964	27:59.949								
16	1:48.569	19.492	33.630	22.487	32.960	29:48.518								
17	2:10.229B	23.191	36.963	23.161	46.914	31:58.747								
50 Ondrej VOSTATEK CZE														
GM FUEL-VRC TEAM							YAMAHA							
1	1:57.353	25.425	35.229	23.030	33.669	1:57.353								
2	1:48.718	19.456	33.792	22.648	32.822	3:46.071								
3	1:48.385	19.405	33.612	22.483	32.885	5:34.456								
4	1:48.715	19.407	33.828	22.442	33.038	7:23.171								
5	1:49.165	19.875	33.677	22.588	33.025	9:12.336								
6	1:48.922	19.566	33.765	22.633	32.958	11:01.258								
7	2:06.797B	19.406	34.938	23.633	48.820	13:08.055								
8	18:07.707	...	34.607	23.088	33.282	31:15.762								
9	1:48.665	19.638	33.736	22.561	32.730	33:04.427								
52 Guillem ERILL ESP														
DEZA - BOX77 RACING TEAM							KAWASAKI							
1	1:55.696	23.996	34.943	23.178	33.579	1:55.696								
2	1:49.356	19.784	33.579	22.806	33.187	3:45.052								
3	1:48.368	19.680	33.360	22.576	32.752	5:33.420								
4	1:48.446	19.495	33.399	22.504	33.048	7:21.866								
5	1:48.595	19.618	33.387	22.556	33.034	9:10.461								
6	1:58.205B	19.511	33.490	22.773	42.431	11:08.666								
7	7:30.492	6:00.669	34.300	22.841	32.682	18:39.158								
8	1:47.828	19.448	33.436	22.432	32.512	20:26.986								
9	1:46.902	19.341	32.901	22.373	32.287	22:13.888								
10	1:46.972	19.269	32.943	22.338	32.422	24:00.860								
53 Daniel GONZALEZ ESP														
SP57 RACING TEAM							YAMAHA							
1	2:06.312	34.708	34.655	23.325	33.624	2:06.312								
2	1:49.533	19.821	33.676	22.839	33.197	3:55.845								
3	1:49.186	19.739	33.669	22.679	33.099	5:45.031								
4	1:48.933	19.458	33.700	22.845	32.930	7:33.964								
5	1:49.305	19.470	33.879	22.909	33.047	9:23.269								
6	2:07.074B	19.618	33.913	23.632	49.911	11:30.343								
7	10:35.665	9:04.355	34.724	23.051	33.535	22:06.008								
8	1:49.688	19.958	33.848	22.670	33.212	23:55.696								
9	3:09.829B	23.314	1:02.451	38.544	1:05.520	27:05.525								
54 Michal BULIK SVQ														
NEW2 PROJECT							YAMAHA							
1	2:05.025	33.564	34.701	23.328	33.432	2:05.025								
2	1:50.636	19.802	34.488	22.671	33.675	3:55.661								
3	1:49.027	19.601	33.638	22.774	33.014	5:44.688								
4	1:48.875	19.409	33.798	22.569	33.099	7:33.563								
5	1:50.512	19.469	33.949	23.086	34.008	9:24.075								
6	1:49.375	19.549	33.862	22.658	33.306	11:13.450								
7	1:59.748	23.127	38.504	24.403	33.714	13:13.198								
8	2:06.013B	19.763	34.088	23.091	49.071	15:19.211								
9	5:32.449	4:01.972	33.864	22.591	34.022	20:51.660								
10	1:53.646	20.044	35.955	23.513	34.134	22:45.306								
11	1:52.118	19.640	33.846	22.679	35.953	24:37.424								
12	1:48.485	19.466	33.515	22.636	32.868	26:25.909								
13	1:56.293	23.666	37.485	22.373	32.769	28:22.202								
14	1:48.118	19.354	33.475	22.554	32.735	30:10.320								
15	1:48.439	19.334	33.565	22.548	32.992	31:58.759								
16	1:55.853	20.188	33.674	25.403	36.588	33:54.612								
17	1:49.795	19.783	34.218	22.820	32.974	35:44.407								
18	1:47.871	19.501	33.427	22.343	32.600	37:32.278								
19	1:50.360	19.541	34.715	23.329	32.775	39:22.638								
20	1:49.273	19.549	33.975	22.570	33.179	41:11.911								
55 Alex TOLEDO ESP														
ANTONIBARCELONA XCTECH							YAMAHA							
1	2:46.277	1:15.317	34.691	23.092	33.177	2:46.277								
2	1:48.974	19.707	33.854	22.579	32.834	4:35.251								
3	1:48.209	19.528	33.505	22.536	32.640	6:23.460								
4	1:48.638	19.364	33.866	22.577	32.831	8:12.098								
5	1:49.277	19.523	33.960	22.658	33.136	10:01.375								
6	1:49.141	19.629	34.227	22.605	32.680	11:50.516								
7	1:47.982	19.449	33.447	22.505	32.581	13:38.498								
8	1:48.269	19.499	33.700	22.373	32.697	15:26.767								
9	1:48.309	19.491	33.502	22.570	32.746	17:15.076								
10	1:48.134	19.476	33.465	22.516	32.677	19:03.210								
11	1:48.551	19.485	33.451	22.441	33.174	20:51.761								
12	2:06.290B	19.766	36.255	24.040	46.229	22:58.051								



Supersport

ESBK CIRCUIT DE BARCELONA-CATALUNYA

Entrenamiento Libre 4

Sector Analysis

— Invalidated Lap ■ Personal Best ■ Session Best B Crossing the pit lane

Lap	Time	Sector 1	Sector 2	Sector 3	Sector 4	Elapsed	Lap	Time	Sector 1	Sector 2	Sector 3	Sector 4	Elapsed
13	10:58.189	9:18.601	35.147	28.540	35.901	33:56.240	11	1:51.628	20.018	34.151	23.042	34.417	29:43.598
14	1:50.544	19.839	33.728	22.465	34.512	35:46.784	12	1:51.827	19.803	34.822	23.337	33.865	31:35.425
15	1:47.897	19.400	33.425	22.433	32.639	37:34.681	13	1:51.471	20.318	34.135	23.213	33.805	33:26.896
16	1:48.003	19.428	33.487	22.571	32.517	39:22.684	14	1:51.252	20.021	34.252	23.222	33.757	35:18.148
17	1:52.329	19.379	37.821	22.597	32.532	41:15.013	15	2:10.786B	20.320	35.616	25.252	49.598	37:28.934
							16	2:15.275	39.471	34.681	24.851	36.272	39:44.209
							17	1:51.984	20.193	34.445	23.274	34.072	41:36.193

56 **Marius HENRY** FRA
TECH SOLUTIONS YAMAHA

1	1:59.357	25.047	35.858	23.795	34.657	1:59.357
2	1:52.570	20.378	34.921	23.566	33.705	3:51.927
3	1:51.713	20.033	34.524	23.370	33.786	5:43.640
4	1:51.471	20.007	34.433	23.229	33.802	7:35.111
5	1:52.123	19.981	34.782	23.172	34.188	9:27.234
6	1:51.794	20.124	34.641	23.149	33.880	11:19.028
7	1:52.447	20.219	34.832	23.457	33.939	13:11.475
8	1:52.329	20.179	34.732	23.140	34.278	15:03.804
9	1:52.578	20.360	34.781	23.308	34.129	16:56.382
10	2:19.695B	22.630	39.284	25.669	52.112	19:16.077
11	9:14.506	7:39.402	37.199	23.629	34.276	28:30.583
12	1:51.212	20.225	34.552	22.947	33.488	30:21.795
13	1:50.687	19.746	34.307	23.176	33.458	32:12.482
14	1:51.126	19.961	34.274	23.166	33.725	34:03.608
15	1:54.797	20.688	36.903	23.498	33.708	35:58.405
16	1:53.512	20.133	34.513	23.734	35.132	37:51.917
17	1:52.105	20.030	34.693	23.306	34.076	39:44.022
18	1:52.349	20.170	34.907	23.354	33.918	41:36.371

57 **Kenny KOSKINEN** FIN
KALLIO RACING JUNIOR TEAM YAMAHA

1	4:00.111	2:27.902	34.782	23.484	33.943	4:00.111
2	1:50.223	19.847	33.988	23.127	33.261	5:50.334
3	1:51.622	19.673	34.013	22.964	34.972	7:41.956
4	1:49.979	19.861	34.009	22.924	33.185	9:31.935
5	1:58.964B	19.736	33.865	22.913	42.450	11:30.899
6	8:03.316	6:30.859	34.980	23.991	33.486	19:34.215
7	1:49.491	19.761	33.742	22.938	33.050	21:23.706
8	1:49.382	19.648	33.763	22.761	33.210	23:13.088
9	1:49.754	19.676	33.927	22.960	33.191	25:02.842
10	1:49.473	19.637	33.730	22.853	33.253	26:52.315
11	1:59.104B	19.785	33.944	22.910	42.465	28:51.419
12	6:50.112	5:15.297	35.460	25.181	34.174	35:41.531
13	1:50.400	20.055	34.232	23.031	33.082	37:31.931
14	1:49.632	19.789	33.997	22.805	33.041	39:21.563
15	1:50.021	20.005	33.918	22.893	33.205	41:11.584

64 **Davide FABBRI** ITA
H43 TEAM NOBBY YAMAHA

1	1:57.247	23.617	35.628	23.811	34.191	1:57.247
2	1:51.139	20.001	34.064	23.255	33.819	3:48.386
3	1:51.687	20.223	34.221	23.494	33.749	5:40.073
4	1:50.892	19.850	33.965	23.105	33.972	7:30.965
5	1:51.228	20.036	34.237	23.235	33.720	9:22.193
6	1:50.909	20.012	34.078	23.054	33.765	11:13.102
7	2:12.634B	20.104	36.625	25.017	50.888	13:25.736
8	10:42.560	9:09.347	35.644	23.527	34.042	24:08.296
9	1:52.181	20.131	34.265	23.374	34.411	26:00.477
10	1:51.493	20.170	34.175	23.467	33.681	27:51.970

71 **Kimi PATOVA** FIN
RAM RACING YAMAHA YAMAHA

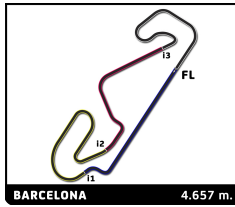
1	2:36.292	55.646	35.946	25.527	39.173	2:36.292
2	1:50.423	19.621	34.298	23.057	33.447	4:26.715
3	1:49.976	19.812	34.527	22.618	33.019	6:16.691
4	1:49.225	19.490	33.817	22.722	33.196	8:05.916
5	1:48.778	19.624	33.579	22.604	32.971	9:54.694
6	1:49.241	19.558	33.863	22.613	33.207	11:43.935
7	2:10.514B	20.317	35.889	24.061	50.247	13:54.449
8	6:57.811	5:19.938	39.046	23.239	35.588	20:52.260
9	1:53.892	19.575	36.132	22.949	35.236	22:46.152
10	1:49.532	19.652	33.819	22.801	33.260	24:35.684
11	1:49.852	19.786	33.684	23.001	33.381	26:25.536
12	1:58.192	20.822	41.273	22.784	33.313	28:23.728
13	1:48.713	19.564	33.720	22.467	32.962	30:12.441
14	2:05.883B	19.987	34.904	23.842	49.150	32:20.324
15	2:45.572	1:13.213	36.105	22.844	33.410	35:05.896
16	1:49.458	19.637	33.837	22.886	33.098	36:55.354
17	1:49.388	19.664	33.860	22.572	33.292	38:44.742
18	1:49.205	19.718	33.747	22.599	33.141	40:33.947

73 **Pedro M. DA SILVA** POR
STAND OS PUTOS RACING TEAM YAMAHA

1	2:04.583	30.244	35.319	24.282	34.738	2:04.583
2	1:55.499	20.188	36.812	23.852	34.647	4:00.082
3	1:52.774	20.247	34.751	23.571	34.205	5:52.856
4	2:07.799B	20.317	35.041	24.703	47.738	8:00.655
5	5:52.846	4:18.371	36.007	24.032	34.436	13:53.501
6	1:53.320	20.363	34.892	23.752	34.313	15:46.821
7	1:53.434	20.223	34.907	23.913	34.391	17:40.255
8	2:12.062B	20.335	37.689	27.242	46.796	19:52.317
9	3:57.135	2:15.609	42.682	24.161	34.683	23:49.452
10	1:53.651	20.355	35.184	23.715	34.397	25:43.103
11	1:55.504	20.267	35.934	24.028	35.275	27:38.607
12	1:53.179	20.122	35.145	23.690	34.222	29:31.786
13	1:52.655	20.077	34.932	23.512	34.134	31:24.441
14	1:52.060	20.018	34.659	23.510	33.873	33:16.501
15	1:53.013	20.066	34.982	23.763	34.202	35:09.514
16	1:54.669	20.079	35.302	24.330	34.958	37:04.183
17	1:54.553	20.145	35.421	24.267	34.720	38:58.736
18	2:22.255B	23.330	41.039	28.679	49.207	41:20.991

74 **Ludovic CAUCHI** FRA
TEAM MRS YAMAHA

1	2:36.879	55.097	36.197	26.544	39.041	2:36.879
2	1:50.455	19.614	34.536	22.935	33.370	4:27.334
3	1:49.756	19.359	34.512	22.793	33.092	6:17.090
4	1:54.834	21.426	36.514	23.167	33.727	8:11.924
5	1:49.363	19.501	33.969	22.725	33.168	10:01.287



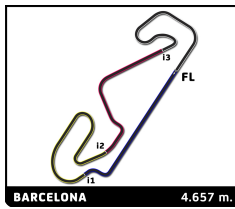
Supersport

ESBK CIRCUIT DE BARCELONA-CATALUNYA

Entrenamiento Libre 4

Sector Analysis

_ Invalidated Lap							■ Personal Best	■ Session Best	B Crossing the pit lane					
Lap	Time	Sector 1	Sector 2	Sector 3	Sector 4	Elapsed	Lap	Time	Sector 1	Sector 2	Sector 3	Sector 4	Elapsed	
6	2:06.787	B	19.651	35.392	23.591	48.153	12:08.074							
7	7:37.622	B	5:21.543	48.440	29.367	58.272	19:45.696							
8	2:43.060	1:11.584	35.564	22.938	32.974	22:28.756								
9	1:48.764	19.472	33.693	22.706	32.893	24:17.520								
10	1:48.807	19.293	33.758	22.747	33.009	26:06.327								
11	1:48.504	19.392	33.645	22.540	32.927	27:54.831								
12	1:48.790	19.442	33.643	22.396	33.309	29:43.621								
13	2:04.563	B	19.488	33.686	24.192	47.197	31:48.184							
14	2:44.794	1:12.953	35.368	23.155	33.318	34:32.978								
15	1:48.678	19.445	33.641	22.555	33.037	36:21.656								
16	1:48.369	19.372	33.483	22.544	32.970	38:10.025								
17	1:50.107	19.337	33.552	23.181	34.037	40:00.132								
77	Andrea SIBAJA						ESP							
	DEZA - BOX 77 RACING TEAM						KAWASAKI							
1	2:27.976	45.809	39.373	26.250	36.544	2:27.976								
2	1:57.457	20.913	36.212	24.698	35.634	4:25.433								
3	1:56.397	20.282	35.948	24.979	35.188	6:21.830								
4	1:56.288	20.382	35.952	24.554	35.400	8:18.118								
5	1:56.067	20.593	35.748	24.526	35.200	10:14.185								
6	1:56.069	20.510	35.524	24.547	35.488	12:10.254								
7	2:09.430	B	20.684	35.904	24.521	48.321	14:19.684							
8	10:55.297	9:16.488	37.768	25.439	35.602	25:14.981								
9	1:56.108	20.424	35.648	24.823	35.213	27:11.089								
10	1:56.187	20.593	35.897	24.552	35.145	29:07.276								
11	1:55.889	20.367	35.919	24.329	35.274	31:03.165								
12	1:55.658	20.455	35.730	24.314	35.159	32:58.823								
13	2:18.295	B	20.522	36.098	24.573	57.102	35:17.118							
14	3:38.953	2:00.808	37.499	24.864	35.782	38:56.071								
15	1:56.924	20.752	36.039	24.601	35.532	40:52.995								
85	Pedro N. ROMERO						POR							
	YAMAHA GV STRATOS						YAMAHA							
1	2:34.128	1:03.237	34.902	22.973	33.016	2:34.128								
2	1:48.584	19.407	33.702	22.565	32.910	4:22.712								
3	1:48.452	19.603	33.629	22.540	32.680	6:11.164								
4	1:48.475	19.609	33.705	22.463	32.698	7:59.639								
5	1:48.627	19.606	33.707	22.595	32.719	9:48.266								
6	1:48.290	19.564	33.708	22.470	32.548	11:36.556								
7	2:03.550	B	19.684	34.723	23.049	46.094	13:40.106							
8	8:11.273	6:41.813	34.268	22.466	32.726	21:51.379								
9	1:47.543	19.443	33.338	22.348	32.414	23:38.922								
10	1:47.374	19.392	33.202	22.321	32.459	25:26.296								
11	1:47.674	19.300	33.514	22.323	32.537	27:13.970								
12	1:47.479	19.253	33.499	22.303	32.424	29:01.449								
13	1:47.679	19.487	33.369	22.231	32.592	30:49.128								
14	1:47.858	19.326	33.504	22.333	32.695	32:36.986								
15	2:10.154	B	22.635	37.639	23.378	46.502	34:47.140							
16	6:12.828	4:41.671	34.898	23.285	32.974	40:59.968								
86	Mario MAYOR						ESP							
	ANDOTRANS TEAM TORRENTÓ						YAMAHA							
1	3:37.634	2:05.091	35.419	23.591	33.533	3:37.634								
2	1:50.031	19.765	33.997	23.057	33.212	5:27.665								
3	1:49.127	19.577	33.750	22.945	32.855	7:16.792								
4	1:50.529	19.476	34.207	22.968	33.878	9:07.321								
5	1:48.984	19.496	33.884	22.706	32.898	10:56.305								
6	2:12.788	B	19.589	34.214	24.841	54.144	13:09.093							
7	8:24.924	6:49.233	34.138	27.349	34.204	21:34.017								
8	1:48.293	19.895	33.445	22.400	32.553	23:22.310								
9	1:48.443	19.332	33.469	22.818	32.824	25:10.753								
10	1:55.410	19.543	35.010	23.226	37.631	27:06.163								
11	1:49.728	19.823	34.214	22.633	33.058	28:55.891								
12	1:49.170	19.585	33.831	22.704	33.050	30:45.061								
13	1:49.229	19.628	33.840	22.761	33.000	32:34.290								
14	1:49.740	19.743	33.990	22.792	33.215	34:24.030								
15	1:55.100	19.667	34.336	26.746	34.351	36:19.130								
16	1:53.903	23.026	35.126	22.810	32.941	38:13.033								
17	1:52.959	19.756	36.028	23.059	34.116	40:05.992								
81	Felix NASSI						FIN							
	MDR SPAINCIRCUITS						YAMAHA							
1	2:53.220	1:20.976	34.698	23.426	34.120	2:53.220								
2	1:50.740	19.822	34.002	23.102	33.814	4:43.960								
3	1:49.601	19.827	33.761	22.768	33.245	6:33.561								
4	1:50.131	19.726	33.809	23.143	33.453	8:23.692								
5	1:50.472	19.727	34.002	22.905	33.838	10:14.164								
6	2:00.978	B	20.014	33.963	24.685	42.316	12:15.142							
91	Mihail FLOROV						BUL							
	YAMAHA GV STRATOS						YAMAHA							
1	2:33.893	1:01.430	35.207	23.286	33.970	2:33.893								
2	1:51.172	19.868	34.001	22.827	34.476	4:25.065								
3	1:49.613	19.858	33.841	22.820	33.094	6:14.678								
4	1:49.496	19.644	34.029	22.774	33.049	8:04.174								
5	1:49.041	19.648	33.781	22.727	32.885	9:53.215								
6	1:48.736	19.619	33.588	22.646	32.883	11:41.951								



Supersport

ESBK CIRCUIT DE BARCELONA-CATALUNYA

Entrenamiento Libre 4

Sector Analysis

— Invalidated Lap ■ Personal Best ■ Session Best B Crossing the pit lane

Lap	Time	Sector 1	Sector 2	Sector 3	Sector 4	Elapsed	Lap	Time	Sector 1	Sector 2	Sector 3	Sector 4	Elapsed
7	1:53.079	21.578	35.445	22.875	33.181	13:35.030	5	1:50.799	20.220	34.771	22.917	32.891	11:44.336
8	1:49.211	19.655	33.858	22.748	32.950	15:24.241	6	1:53.921	22.047	35.546	23.131	33.197	13:38.257
9	1:49.116	19.669	33.850	22.643	32.954	17:13.357	7	1:48.448	19.578	33.565	22.536	32.769	15:26.705
10	2:06.621 B	22.337	35.499	23.039	45.746	19:19.978	8	1:48.686	19.859	33.517	22.568	32.742	17:15.391
11	6:10.566	4:38.282	36.321	22.816	33.147	25:30.544	9	1:49.071	19.966	33.654	22.630	32.821	19:04.462
12	1:49.495	19.965	33.891	22.719	32.920	27:20.039	10	1:48.063	19.417	33.272	22.560	32.814	20:52.525
13	1:52.386	20.691	35.766	22.799	33.130	29:12.425	11	2:01.675 B	19.853	34.253	22.920	44.649	22:54.200
14	1:50.752	19.756	33.741	22.700	34.555	31:03.177	12	8:12.825	6:36.092	38.074	23.391	35.268	31:07.025
15	1:49.413	19.866	33.948	22.699	32.900	32:52.590	13	1:50.224	19.787	33.813	22.988	33.636	32:57.249
16	1:49.166	19.598	33.818	22.606	33.144	34:41.756	14	1:49.104	19.529	33.541	22.677	33.357	34:46.353
17	1:49.872	19.534	33.845	22.666	33.827	36:31.628	15	1:49.040	19.503	33.529	22.930	33.078	36:35.393
18	1:48.925	19.458	33.882	22.642	32.943	38:20.553	16	1:55.417	21.197	38.065	23.028	33.127	38:30.810
19	1:49.164	19.620	33.805	22.642	33.097	40:09.717	17	1:48.408	19.525	33.402	22.643	32.838	40:19.218

92 Nil ROIG							ESP
SP57 RACING TEAM						YAMAHA	
1	2:28.589	39.574	38.556	27.808	42.651	2:28.589	
2	1:51.788	20.396	35.175	22.891	33.326	4:20.377	
3	1:49.315	19.591	33.916	22.699	33.109	6:09.692	
4	1:51.146	19.454	34.140	22.846	34.706	8:00.838	
5	2:24.846 B	19.476	33.914	22.666	1:08.790	10:25.684	
6	9:38.301	8:07.434	34.517	22.998	33.352	20:03.985	
7	1:48.298	19.450	33.499	22.505	32.844	21:52.283	
8	1:48.110	19.350	33.510	22.411	32.839	23:40.393	
9	1:48.036	19.339	33.418	22.448	32.831	25:28.429	
10	1:48.340	19.321	33.545	22.612	32.862	27:16.769	
11	2:01.195 B	19.512	33.912	22.741	45.030	29:17.964	
12	6:28.129	4:56.716	35.632	22.684	33.097	35:46.093	
13	1:49.284	19.352	34.396	22.696	32.840	37:35.377	
14	1:47.940	19.313	33.426	22.549	32.652	39:23.317	
15	1:52.473	19.304	37.171	23.122	32.876	41:15.790	

96 David SANCHIS							ESP
MRE TALENT						YAMAHA	
1	1:56.313	25.503	34.396	23.033	33.381	1:56.313	
2	1:48.698	19.532	33.373	22.719	33.074	3:45.011	
3	1:48.155	19.397	33.441	22.523	32.794	5:33.166	
4	1:48.519	19.442	33.470	22.450	33.157	7:21.685	
5	2:02.840 B	19.393	33.561	22.638	47.248	9:24.525	
6	7:45.651	6:15.106	34.448	22.841	33.256	17:10.176	
7	1:48.660	19.586	33.590	22.624	32.860	18:58.836	
8	1:48.117	19.425	33.507	22.399	32.786	20:46.953	
9	2:02.834 B	19.490	33.427	22.493	47.424	22:49.787	
10	4:57.055	3:26.254	34.533	22.919	33.349	27:46.842	
11	1:48.576	19.503	33.525	22.574	32.974	29:35.418	
12	2:02.328 B	19.408	33.514	22.902	46.504	31:37.746	

93 Mathias POULSEN							DEN
MDS RACING TEAM						HONDA	
1	2:47.025	1:12.204	36.750	24.094	33.977	2:47.025	
2	1:49.987	19.987	34.010	22.826	33.164	4:37.012	
3	1:49.444	19.494	34.131	22.825	32.994	6:26.456	
4	1:58.760	20.543	42.094	22.940	33.183	8:25.216	
5	1:48.932	19.613	33.484	22.637	33.198	10:14.148	
6	1:48.160	19.451	33.408	22.539	32.762	12:02.308	
7	2:06.068 B	19.410	36.058	24.138	46.462	14:08.376	
8	8:16.927	6:36.461	41.605	24.636	34.225	22:25.303	
9	1:50.383	19.867	34.285	22.890	33.341	24:15.686	
10	1:48.568	19.546	33.570	22.615	32.837	26:04.254	
11	1:56.747	20.713	40.492	22.713	32.829	28:01.001	
12	1:47.824	19.339	33.265	22.466	32.754	29:48.825	
13	1:54.631	21.169	37.184	23.046	33.232	31:43.456	
14	1:50.313	19.506	33.762	23.031	34.014	33:33.769	
15	1:49.297	19.569	33.893	22.792	33.043	35:23.066	
16	2:05.015 B	19.743	34.405	23.004	47.863	37:28.081	

94 Andres P. GONZALEZ							ARG
EASYRACE TEAM							
1	4:26.667	2:55.341	34.700	23.132	33.494	4:26.667	
2	1:49.289	19.710	33.816	22.777	32.986	6:15.956	
3	1:48.982	19.619	33.737	22.718	32.908	8:04.938	
4	1:48.599	19.542	33.491	22.812	32.754	9:53.537	