

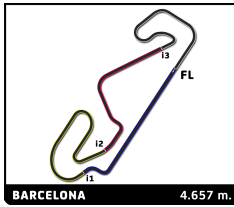
Supersport

ESBK CIRCUIT DE BARCELONA-CATALUNYA

Entrenamiento Cronometrado

Sector Analysis

Lap							Lap						
Lap	Time	Sector 1	Sector 2	Sector 3	Sector 4	T.SpD	Lap	Time	Sector 1	Sector 2	Sector 3	Sector 4	T.SpD
3	Filip REHACEK CZE						3 1:46.547 19.059 32.914 21.881 32.693 267.1						
	CARDOSO RACING YAMAHA						4 1:45.875 19.049 33.019 21.874 31.933 267.1						
	1 2:06.621 34.603 35.347 23.426 33.245 182.7						5 1:46.105 19.196 32.899 21.961 32.049 266.5						
	2 1:49.682 19.494 33.930 23.153 33.105 269.1												
	3 1:48.085 19.442 33.574 22.427 32.642 266.5												
	4 1:48.244 19.343 33.514 22.513 32.874 267.1												
	5 1:48.887 19.816 33.695 22.481 32.895 266.5												
	6 1:48.504 19.760 33.603 22.508 32.633 268.4												
	7 2:00.806B 19.529 33.874 22.701 44.702 262.6												
	8 10:38.279 9:06.866 35.362 22.875 33.176 135.7												
	9 1:47.995 19.645 33.382 22.364 32.604 262.0												
	10 1:49.511 19.640 34.375 22.614 32.882 269.8												
	11 1:47.983 19.310 33.660 22.423 32.590 264.5												
12 1:47.925 19.378 33.361 22.470 32.716 264.5													
5	Thomas STRUDWICK GBR						11 Jared K. SCHULTZ ZAF						
	MONEX TEAM EDGE RST YAMAHA						FIFTY MOTORSPORT YAMAHA						
	1 2:07.772 32.283 34.773 23.944 36.772 184.9						1 2:28.798 57.711 35.045 22.887 33.155 163.0						
	2 1:47.904 19.677 33.409 22.386 32.432 270.4						2 1:49.112 19.762 33.829 22.658 32.863 261.3						
3 1:48.004 19.348 33.395 22.567 32.694 267.1						3 1:48.404 19.539 33.405 22.603 32.857 261.3							
						4 1:48.672 19.562 33.360 22.826 32.924 260.7							
						5 1:50.996 20.034 34.405 23.356 33.201 262.6							
						6 1:48.860 19.605 33.522 22.652 33.081 259.5							
						7 2:09.823B 19.696 34.784 24.287 51.056 259.5							
						8 8:19.600 6:41.351 37.043 23.466 37.740 154.9							
						9 1:49.135 19.856 33.790 22.799 32.690 258.9							
						10 1:48.298 19.463 33.550 22.742 32.543 260.7							
						11 1:48.070 19.549 33.376 22.607 32.538 261.3							
						12 1:49.291 19.644 33.408 22.995 33.244 262.6							
						13 1:48.466 19.851 33.448 22.456 32.711 260.7							
7	Zechariah Kwame DZEGEDE USA						12 Borja GOMEZ ESP						
	EASYRACE TEAM YAMAHA						CARDOSO RACING YAMAHA						
	1 2:11.097 35.196 36.134 24.180 35.587 176.5						1 3:15.415 1:36.586 34.964 22.896 40.969 164.5						
	2 1:55.200 20.704 35.429 24.079 34.988 263.2						2 1:47.705 19.585 33.157 22.404 32.559 262.0						
	3 1:54.116 20.396 35.413 23.830 34.477 260.7						3 1:47.170 19.334 33.166 22.343 32.327 262.6						
	4 1:54.096 20.345 35.108 23.739 34.904 263.2						4 1:51.377 19.821 36.071 22.571 32.914 263.2						
	5 1:53.490 20.319 35.418 23.466 34.287 259.5						5 1:47.302 19.445 33.204 22.176 32.477 261.3						
	6 1:53.105 20.236 35.013 23.611 34.245 260.7						6 1:50.184 20.730 34.215 22.510 32.729 262.0						
	7 1:53.302 20.308 34.866 23.648 34.480 257.6						7 1:47.240 19.300 33.296 22.205 32.439 263.2						
	8 2:07.075B 20.442 35.325 24.071 47.237 257.6						8 2:04.543B 20.418 34.934 22.861 46.330 263.2						
	9 7:07.262 5:32.574 36.083 24.023 34.582 145.3						9 7:48.250 6:16.742 35.163 23.261 33.084 157.3						
	10 1:53.475 20.255 35.092 23.594 34.534 262.0						10 1:46.398 19.243 32.855 22.109 32.191 262.6						
	11 1:52.674 20.228 34.918 23.432 34.096 260.7						11 1:46.512 19.187 32.963 22.160 32.202 264.5						
	12 1:52.928 20.163 34.767 23.716 34.282 260.7						12 1:47.034 19.159 33.069 22.201 32.605 265.2						
13 1:52.945 20.360 34.680 23.521 34.384 259.5						13 1:46.857 19.187 33.131 22.190 32.349 264.5							
8	Vasco CORREIA PRT						16 Alejandro RUIZ ESP						
	TEAM MOTO CLUBE LOULE CONCEL KAWASAKI						ANDOTRANS TEAM TORRENTÓ YAMAHA						
	1 2:07.227 33.621 35.857 23.901 33.848 185.5						1 3:12.187 1:39.064 34.056 22.513 36.554 182.7						
	2 1:53.202 20.773 34.707 23.405 34.317 263.9						2 1:47.288 19.545 33.180 22.268 32.295 269.8						
	3 1:52.233 20.273 34.663 23.370 33.927 249.9						3 1:49.332 19.485 33.458 22.456 33.933 265.2						
	4 1:54.968 20.324 37.115 23.629 33.900 258.9						4 1:48.941 19.458 34.645 22.399 32.439 263.2						
	5 2:17.741B 22.847 40.620 23.971 50.303 260.1						5 1:47.665 19.378 33.570 22.246 32.471 267.8						
	6 5:57.463 4:11.626 42.915 27.885 35.037 120.0						6 1:47.872 19.470 33.420 22.310 32.672 267.1						
	7 2:06.531B 20.353 34.442 23.171 48.565 256.4						7 2:09.225B 20.299 35.530 23.123 50.273 260.1						
	8 3:12.250 1:32.354 42.595 23.391 33.910 135.1						8 8:14.865 6:25.969 42.778 28.139 37.979 164.0						
	9 2:05.848B 20.240 34.699 23.484 47.425 260.1						9 1:57.916 20.594 39.842 22.538 34.942 258.2						
	10 2:18.827 43.435 37.719 23.402 34.271 168.6						10 1:47.236 19.441 33.177 22.249 32.369 265.8						
	11 1:52.163 20.120 34.741 23.339 33.963 260.1						11 1:46.848 19.245 33.070 22.187 32.346 265.2						
	12 2:20.210B 23.041 41.479 26.282 49.408 258.2						12 1:46.814 19.263 33.142 22.125 32.284 264.5						
						13 1:46.855 19.294 33.073 22.131 32.357 263.9							
10	Unai ORRADRE ESP						18 Aleix VIU ESP						
	YAMAHA MS RACING YAMAHA						EASYRACE TEAM YAMAHA						
	1 3:37.091 2:07.553 33.979 22.571 32.988 155.8						1 3:28.161 1:59.308 33.847 22.498 32.508 183.6						
2 22:37.731 19.171 ... 22.134 33.954 268.4						2 1:46.979 19.666 33.048 22.032 32.233 260.7							
						3 1:46.362 19.246 33.013 21.998 32.105 262.0							



Supersport

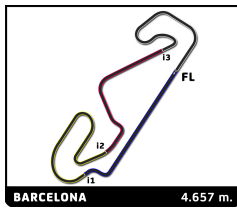
ESBK CIRCUIT DE BARCELONA-CATALUNYA

Entrenamiento Cronometrado

Sector Analysis

— Invalidated Lap ■ Personal Best ■ Session Best B Crossing the pit lane

Lap	Time	Sector 1	Sector 2	Sector 3	Sector 4	T.Spd	Lap	Time	Sector 1	Sector 2	Sector 3	Sector 4	T.Spd
4	1:46.042	19.272	32.819	21.988	31.963	260.7	4	1:47.955	19.479	33.686	22.339	32.451	265.2
5	1:46.306	19.273	32.874	21.924	32.235	262.0	5	1:47.670	19.471	33.478	22.249	32.472	261.3
6	2:12.597 B	20.314	34.354	22.988	54.941	249.9	6	1:54.352	21.222	35.032	23.247	34.851	262.0
19 Joan DIAZ ESP H43 TEAM NOBBY TALASUR YAMAHA							7 1:47.315 19.415 33.460 22.067 32.373 266.5						
1	3:09.802	1:36.131	34.571	22.953	36.147	150.0	8	2:05.456 B	20.756	35.456	23.081	46.163	265.8
2	1:48.330	19.735	33.569	22.317	32.709	261.3	9	8:59.024	7:22.247	35.232	22.930	38.615	152.3
3	1:51.136	20.123	33.480	22.344	35.189	248.8	10	1:55.122	19.828	33.310	24.419	37.565	264.5
4	1:47.648	19.328	33.351	22.317	32.652	264.5	11	1:55.980	19.385	33.905	23.010	39.680	271.1
5	1:53.194	22.235	35.914	22.493	32.552	261.3	12	1:46.938	19.269	33.128	22.178	32.363	267.8
6	1:47.501	19.614	33.249	22.147	32.491	257.6	24 Matthieu GREGORIO FRA TECH SOLUTIONS YAMAHA						
7	2:03.052 B	19.630	35.542	22.215	45.665	264.5	1	2:05.306	33.809	34.926	23.252	33.319	191.1
8	7:14.951	5:44.610	34.284	23.211	32.846	155.1	2	1:48.262	19.479	33.605	22.515	32.663	271.1
9	1:47.871	19.492	33.517	22.444	32.418	264.5	3	1:47.866	19.392	33.543	22.374	32.557	267.8
10	1:46.826	19.229	33.152	22.146	32.299	268.4	4	1:47.636	19.379	33.378	22.287	32.592	267.8
11	1:55.799	19.144	33.157	25.549	37.949	269.8	5	1:47.634	19.359	33.367	22.238	32.670	266.5
12	1:53.677	19.284	33.751	24.323	36.319	270.4	6	2:03.271 B	19.485	33.629	22.521	47.636	263.2
13	1:47.322	19.402	33.195	22.233	32.492	265.8	7	10:28.972	8:57.722	35.087	22.962	33.201	160.1
20 Danny RAAVAD DNK MDS RACING TEAM YAMAHA							8	1:49.446	19.468	33.596	22.446	33.936	265.8
1	2:39.013	1:06.271	35.657	23.275	33.810	156.0	9	2:10.580 B	19.306	35.309	27.547	48.418	269.8
2	1:50.591	20.111	34.254	22.985	33.241	261.3	25 Jamie DAVIS GBR FIFTY MOTORSPORT YAMAHA						
3	1:50.430	20.109	33.938	22.931	33.452	262.0	1	2:24.091	51.979	35.050	23.292	33.770	178.2
4	1:50.362	20.010	34.032	22.949	33.371	260.1	2	1:50.249	19.881	34.163	22.895	33.310	258.9
5	1:49.976	19.964	33.906	22.832	33.274	258.9	3	1:49.501	19.624	33.932	22.769	33.176	262.6
6	1:50.055	19.924	34.000	22.826	33.305	262.0	4	2:12.427 B	24.174	36.393	23.236	48.624	264.5
7	1:52.799	19.896	34.219	22.898	35.786	262.6	5	6:56.882	5:21.385	38.052	23.671	33.774	136.2
8	1:50.519	19.973	34.279	22.869	33.398	260.7	6	1:48.710	19.697	33.604	22.555	32.854	260.1
9	1:49.800	19.872	33.923	22.782	33.223	260.7	7	1:47.905	19.554	33.366	22.442	32.543	260.1
10	1:50.060	19.938	33.990	22.818	33.314	261.3	8	2:04.063 B	19.457	33.384	23.039	48.183	263.2
11	1:50.442	19.906	34.160	22.886	33.490	262.6	9	5:09.879	3:40.348	34.118	22.829	32.584	156.7
12	1:54.355	19.880	37.681	23.469	33.325	262.6	10	1:48.100	19.613	33.183	22.428	32.876	261.3
13	1:50.208	19.827	33.937	23.121	33.323	262.6	11	2:02.667 B	19.472	33.415	22.717	47.063	262.0
14	1:49.510	19.781	33.925	22.771	33.033	263.9	33 Daniel VALLE ESP YAMAHA MS RACING YAMAHA						
15	1:49.768	19.728	33.929	22.798	33.313	263.9	1	3:35.822	2:07.089	33.549	22.220	32.964	150.6
16	2:17.784 B	20.559	37.364	26.934	52.927	262.0	2	1:48.302	19.596	32.828	22.182	33.703	267.1
21 Eduardo MONTERO ESP CASTROMAROTO RACING YAMAHA							3	1:46.360	19.147	32.802	22.225	32.186	265.8
1	2:33.839	1:01.247	35.036	23.021	34.535	174.5	4	1:46.196	19.014	32.779	22.163	32.240	265.8
2	1:50.821	19.936	34.263	22.985	33.637	263.2	5	2:01.392 B	19.599	34.472	22.957	44.364	267.1
3	1:49.801	19.833	33.941	22.734	33.293	262.6	6	5:42.603	4:09.001	38.677	22.818	32.107	143.4
4	1:49.598	19.822	33.846	22.661	33.269	262.6	7	1:46.045	19.031	32.786	22.225	32.003	267.8
5	2:13.802 B	20.394	38.479	25.865	49.064	262.0	8	1:46.261	19.022	32.934	22.107	32.198	268.4
6	13:31.430	...	35.236	22.811	33.014	153.1	9	2:02.606 B	19.286	34.691	22.739	45.890	269.1
7	1:47.631	19.325	33.236	22.366	32.704	268.4	10	6:46.301	4:58.273	44.026	30.964	33.038	152.1
8	1:47.664	19.338	33.273	22.406	32.647	266.5	11	1:45.788	19.083	32.666	22.077	31.962	268.4
9	1:48.277	19.517	33.399	22.509	32.852	264.5	37 Mauro GONZALEZ ESP MDR SPAINCIRCUITS YAMAHA						
10	1:48.747	19.619	33.598	22.572	32.958	269.8	1	2:00.755	29.503	35.368	22.811	33.073	169.3
23 Loic ARBEL FRA ANDOTRANS TEAM TORRENTÓ YAMAHA							2	1:48.383	19.938	33.303	22.455	32.687	257.0
1	3:11.919	1:36.951	34.933	22.806	37.229	163.7	3	2:10.286	21.355	39.688	26.273	42.970	265.8
2	1:47.140	19.598	33.174	22.165	32.203	262.0	4	1:48.109	19.591	33.351	22.354	32.813	260.7
3	1:50.336	19.552	33.596	22.250	34.938	262.0	5	1:48.279	19.447	33.366	22.481	32.985	263.2



Supersport

ESBK CIRCUIT DE BARCELONA-CATALUNYA

Entrenamiento Cronometrado

Sector Analysis

Invalidated Lap Personal Best Session Best Crossing the pit lane

Lap	Time	Sector 1	Sector 2	Sector 3	Sector 4	T.Spd	Lap	Time	Sector 1	Sector 2	Sector 3	Sector 4	T.Spd
6	2:13.093	19.371	33.720	25.204	54.798	263.2	4	1:48.138	19.439	33.220	22.369	33.110	263.2
7	2:17.281	19.898	42.968	29.211	45.204	260.7	5	1:47.384	19.449	33.211	22.328	32.396	263.2
8	<u>2:03.808</u> B	20.934	35.218	22.655	45.001	256.4	6	<u>2:07.028</u> B	20.254	37.113	22.675	46.986	263.2
9	7:31.238	5:49.534	45.771	22.953	32.980	141.2	7	<u>9:50.373</u>	8:15.917	36.919	24.671	32.866	131.3
10	<u>1:49.538</u>	19.407	33.327	23.406	33.398	263.2	8	1:47.911	19.394	33.492	22.422	32.603	268.4
11	1:47.321	19.304	33.257	22.360	32.400	267.1	9	1:48.169	19.329	33.366	22.775	32.699	269.1
12	<u>2:01.148</u>	23.636	40.328	24.027	33.157	269.1	10	1:47.471	19.441	33.224	22.325	32.481	266.5
13	1:47.507	19.345	33.333	22.384	32.445	261.3	11	1:47.814	19.387	33.343	22.434	32.650	269.1
							12	1:48.618	19.687	33.543	22.712	32.676	267.1

38 **Juan RODRIGUEZ** ESP
H43 TALASUR YAMAHA

1	2:32.396	1:01.559	34.912	22.961	32.964	172.3
2	1:48.458	19.749	33.498	22.463	32.748	262.0
3	1:47.719	19.430	33.492	22.374	32.423	263.2
4	<u>1:48.025</u>	19.386	33.655	22.377	32.607	263.2
5	<u>1:48.219</u>	19.050	33.889	22.648	32.632	263.9
6	1:47.322	19.340	33.338	22.244	32.400	263.9
7	1:48.876	19.500	34.011	22.807	32.558	259.5
8	<u>2:01.918</u> B	19.004	33.908	22.509	46.497	260.7
9	5:55.617	4:25.807	34.489	22.534	32.787	125.3
10	1:47.553	19.424	33.400	22.306	32.423	262.6
11	1:47.310	19.300	33.264	22.354	32.392	264.5
12	1:47.247	19.470	33.154	22.314	32.309	263.2
13	<u>1:59.897</u>	19.401	37.032	22.640	40.824	265.2
14	1:47.203	19.364	33.146	22.252	32.441	265.2

39 **Borja QUERO** ESP
I+DENT RACING TEAM YAMAHA

1	2:00.576	30.303	34.362	22.698	33.213	184.6
2	1:47.753	19.911	33.063	22.325	32.454	262.0
3	1:47.374	19.630	33.130	22.294	32.320	261.3
4	1:47.459	19.503	33.163	22.261	32.532	262.0
5	<u>2:00.593</u> B	19.178	33.556	23.166	44.693	258.9
6	<u>7:17.285</u>	5:43.303	38.219	23.469	32.294	139.9
7	1:46.516	19.359	32.883	22.207	32.067	261.3
8	<u>2:04.753</u> B	19.785	36.239	24.611	44.118	259.5
9	<u>6:34.316</u>	4:49.403	34.777	25.051	45.085	175.1
10	1:50.655	19.249	33.508	22.890	35.008	264.5
11	1:47.191	19.515	33.185	22.249	32.242	262.6

43 **Simon JESPERSEN** DNK
H43 TEAM NOBBY YAMAHA

1	2:25.688	57.162	33.852	22.420	32.254	184.3
2	1:47.060	19.433	33.103	22.268	32.256	267.1
3	1:46.883	19.168	33.022	22.343	32.350	265.2
4	1:46.852	19.053	33.120	22.298	32.381	269.8
5	2:06.197 B	19.311	38.507	22.867	45.512	268.4
6	<u>5:28.315</u>	3:58.384	34.547	22.992	32.392	190.1
7	1:46.706	19.463	32.966	22.184	32.093	263.2
8	1:46.503	19.189	33.178	22.040	32.096	265.2
9	1:46.390	19.218	32.994	22.163	32.015	265.8

47 **Luis M. VERDUGO** ESP
DR7 HMAX YAMAHA

1	2:47.170	1:16.350	34.845	22.936	33.039	128.8
2	1:47.638	19.543	33.304	22.363	32.428	262.6
3	1:47.564	19.494	33.257	22.292	32.521	263.9

50 **Ondrej VOSTATEK** CZE
GM FUEL-VRC TEAM YAMAHA

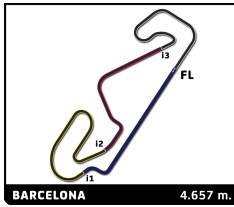
1	2:00.658	30.640	34.470	22.573	32.975	185.5
2	1:47.014	19.211	33.267	22.199	32.337	265.2
3	1:47.282	19.509	33.164	22.236	32.373	267.1
4	1:47.495	19.629	33.196	22.336	32.334	261.3
5	1:47.354	19.261	33.244	22.269	32.580	262.0
6	1:51.160	19.385	33.321	22.203	36.251	259.5
7	<u>2:03.314</u> B	19.174	34.070	22.974	47.096	265.2
8	<u>6:45.703</u>	5:10.403	39.921	22.647	32.732	169.3
9	1:47.155	19.351	33.198	22.223	32.383	263.2
10	1:47.471	19.324	33.454	22.257	32.436	263.9
11	1:47.267	19.218	33.342	22.292	32.415	263.9
12	1:49.334	19.317	33.486	23.334	33.197	265.8
13	1:56.852	19.381	33.532	23.036	40.903	261.3
14	1:47.400	19.276	33.476	22.213	32.435	264.5

52 **Guillem ERILL** ESP
DEZA - BOX77 RACING TEAM KAWASAKI

1	2:00.879	30.927	34.562	22.573	32.817	184.9
2	1:47.064	19.353	33.027	22.414	32.270	266.5
3	1:47.146	19.476	32.999	22.290	32.381	269.1
4	1:46.811	19.318	33.004	22.204	32.285	262.0
5	1:58.383 B	19.444	33.982	22.592	42.365	263.2
6	5:50.358	4:17.978	36.554	22.992	32.834	160.8
7	1:46.813	19.402	33.009	22.277	32.125	261.3
8	1:46.923	19.331	33.032	22.199	32.361	262.6
9	2:00.192 B	19.668	34.001	22.988	43.535	262.6
10	<u>5:40.737</u>	4:07.092	37.662	23.170	32.813	185.5
11	1:46.568	19.319	32.828	22.195	32.226	264.5
12	1:46.791	19.340	32.795	22.322	32.334	263.2
13	<u>2:02.465</u> B	19.393	33.631	22.978	46.463	263.9

53 **Daniel GONZALEZ** ESP
SP57 RACING TEAM YAMAHA

1	2:05.296	33.320	35.230	23.198	33.548	181.8
2	1:48.911	19.821	33.726	22.604	32.760	267.8
3	1:48.747	19.651	33.617	22.635	32.844	264.5
4	1:49.093	19.764	33.578	22.492	33.259	258.9
5	1:49.103	20.046	33.579	22.662	32.816	258.2
6	<u>2:09.427</u> B	20.327	36.161	23.183	49.756	257.0
7	7:32.353	6:01.709	34.671	22.956	33.017	151.8
8	1:48.810	19.774	33.683	22.588	32.765	258.2
9	1:48.762	19.609	33.620	22.744	32.789	260.1
10	1:48.465	19.695	33.544	22.512	32.714	260.1
11	1:48.209	19.578	33.526	22.518	32.587	258.9
12	1:48.417	19.690	33.475	22.568	32.684	259.5



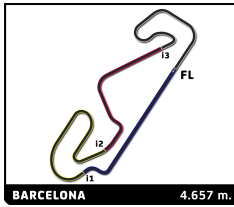
Supersport

ESBK CIRCUIT DE BARCELONA-CATALUNYA

Entrenamiento Cronometrado

Sector Analysis

___ Invalidated Lap							■ Personal Best							■ Session Best							B Crossing the pit lane																																									
Lap	Time	Sector 1	Sector 2	Sector 3	Sector 4	T.SpD	Lap	Time	Sector 1	Sector 2	Sector 3	Sector 4	T.SpD	Lap	Time	Sector 1	Sector 2	Sector 3	Sector 4	T.SpD	Lap	Time	Sector 1	Sector 2	Sector 3	Sector 4	T.SpD																																			
54 Michal BULIK SVK NEW2 PROJECT YAMAHA							4 1:48.649 19.849 33.650 22.472 32.678 258.9							5 1:49.463 19.860 34.348 22.475 32.780 257.0							6 1:48.336 19.486 33.474 22.569 32.807 262.0																																									
1	2:05.022	32.716	34.714	23.817	33.775	184.3	7	1:59.597 B	19.797	33.953	22.611	43.236	260.7	8	5:37.944	4:05.455	36.077	22.808	33.604	159.6	9	1:48.371	19.628	33.445	22.691	32.607	259.5	10	1:48.290	19.638	33.358	22.594	32.700	258.2	11	1:48.211	19.592	33.360	22.620	32.639	258.2	12	2:08.975 B	19.483	33.578	26.375	49.539	258.9	13	2:19.352	40.315	35.559	22.835	40.643	179.4	14	1:48.030	19.475	33.482	22.442	32.631	261.3
55 Alex TOLEDO ESP ANTONIBARCELONA XCTECH YAMAHA							5 1:51.012 20.239 34.112 22.833 33.828 252.8							6 1:51.127 20.159 34.049 23.029 33.890 252.3							7 1:49.653 19.874 33.635 22.818 33.326 258.9																																									
1	2:54.299	1:24.133	34.888	22.677	32.601	76.8	8	2:11.917 B	21.528	37.269	23.229	49.891	253.4	9	8:04.357 B	6:19.216	35.852	23.501	45.788	148.5	10	3:45.961	2:10.618	36.838	23.370	35.135	175.9	11	1:50.762	20.168	34.026	22.970	33.598	257.6	12	1:49.976	20.067	33.671	22.792	33.446	260.1																					
56 Marius HENRY FRA TECH SOLUTIONS YAMAHA							9 8:04.357 B 6:19.216 35.852 23.501 45.788 148.5							10 3:45.961 2:10.618 36.838 23.370 35.135 175.9							11 1:50.762 20.168 34.026 22.970 33.598 257.6																																									
1	2:11.670	38.147	36.060	23.666	33.797	168.3	12	1:49.976	20.067	33.671	22.792	33.446	260.1	13	1:47.182	19.416	33.089	22.402	32.275	260.7	14	1:47.544	19.277	33.249	22.603	32.415	260.1																																			
57 Kenny KOSKINEN FIN KALLIO RACING JUNIOR TEAM YAMAHA							10 1:47.112 19.384 33.164 22.356 32.208 261.3							11 1:46.810 19.272 33.057 22.263 32.218 261.3							12 1:47.287 19.385 33.260 22.414 32.228 261.3																																									
1	2:06.243	33.768	35.730	23.173	33.572	184.9	13	1:47.544	19.277	33.249	22.603	32.415	260.1	14	1:47.824	19.423	33.417	22.363	32.621	263.2																																										
64 Davide FABRI ITA H43 TEAM NOBBY YAMAHA							11 1:50.189 19.641 35.658 22.472 32.418 260.1							12 2:08.975 B 19.483 33.578 26.375 49.539 258.9							13 2:19.352 40.315 35.559 22.835 40.643 179.4																																									
1	2:06.547	32.750	35.824	23.705	34.268	180.3	14	1:48.030	19.475	33.482	22.442	32.631	261.3																																																	
71 Kimi PATOVA FIN RAM RACING YAMAHA							12 1:49.976 20.067 33.671 22.792 33.446 260.1							13 2:19.352 40.315 35.559 22.835 40.643 179.4							14 1:48.030 19.475 33.482 22.442 32.631 261.3																																									
1	2:02.217	31.645	34.639	22.861	33.072	184.0	15	1:48.371	19.628	33.445	22.691	32.607	259.5																																																	
73 Pedro M. DA SILVA PRT STAND OS PUTOS RACING TEAM YAMAHA							14 1:48.030 19.475 33.482 22.442 32.631 261.3							15 1:48.371 19.628 33.445 22.691 32.607 259.5							16 1:48.371 19.628 33.445 22.691 32.607 259.5																																									
1	2:11.220	37.296	36.154	23.359	34.411	177.9	17	1:48.371	19.628	33.445	22.691	32.607	259.5	18	1:48.371	19.628	33.445	22.691	32.607	259.5	19	1:48.371	19.628	33.445	22.691	32.607	259.5	20	1:48.371	19.628	33.445	22.691	32.607	259.5																												



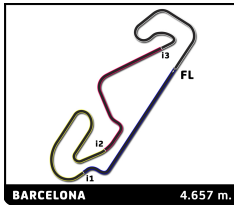
Supersport

ESBK CIRCUIT DE BARCELONA-CATALUNYA

Entrenamiento Cronometrado

Sector Analysis

Lap 13-15							Lap 4-13						
Lap	Time	Sector 1	Sector 2	Sector 3	Sector 4	T.Spd	Lap	Time	Sector 1	Sector 2	Sector 3	Sector 4	T.Spd
13	1:51.190	19.855	34.709	22.891	33.735	263.2	4	1:50.016	19.925	33.912	22.853	33.326	263.9
14	1:53.583	19.802	36.187	23.641	33.953	265.2	5	2:07.503 B	20.100	38.354	24.627	44.422	263.2
15	1:51.608	19.833	34.590	23.196	33.989	263.9	6	7:38.048	6:05.861	35.678	23.080	33.429	172.0
74 Ludovic CAUCHI FRA							85 Pedro N. ROMERO PRT						
TEAM MRS YAMAHA							YAMAHA GV STRATOS						
1	2:01.536	31.750	34.282	22.859	32.645	185.2	1	2:04.182	33.019	34.950	23.324	32.889	182.4
2	1:47.626	19.329	33.461	22.437	32.399	267.8	2	1:47.543	19.261	33.310	22.281	32.691	267.8
3	1:47.565	19.192	33.328	22.337	32.708	271.8	3	1:47.236	19.221	33.263	22.297	32.455	266.5
4	1:47.906	19.379	33.369	22.414	32.744	265.8	4	1:47.518	19.443	33.431	22.238	32.406	260.1
5	1:47.927	19.308	33.448	22.431	32.740	264.5	5	2:02.683 B	19.813	33.789	22.733	46.348	257.6
6	1:48.183	19.364	33.580	22.482	32.757	262.6	6	7:28.723 B	3:29.261	2:45.692	26.610	47.160	164.0
7	1:52.166	23.929	39.498	22.619	33.120	261.3	7	8:23.660	6:53.037	35.126	22.891	32.606	177.6
8	2:08.705 B	20.398	36.807	23.454	48.046	261.3	8	1:47.724	19.485	33.353	22.493	32.393	261.3
9	7:28.952	5:40.076	42.896	28.290	37.690	127.3	9	1:47.420	19.338	33.338	22.226	32.518	263.2
10	1:47.064	19.276	33.047	22.522	32.219	265.8	10	1:47.618	19.376	33.453	22.333	32.456	260.1
11	1:48.078	19.170	33.347	22.389	33.172	265.2	86 Mario MAYOR ESP						
12	2:21.094 B	23.355	41.568	24.581	51.590	263.2	ANDOTRANS TEAM TORRENTÓ YAMAHA						
77 Andrea SIBAJA ESP							1 3:11.800 1:37.629 34.647 22.944 36.580 165.2						
DEZA - BOX 77 RACING TEAM KAWASAKI							2 1:48.302 20.126 33.264 22.361 32.551 259.5						
1	2:14.202	36.644	37.290	25.113	35.155	176.2	3 1:48.242 19.701 33.300 22.327 32.914 264.5						
2	1:55.086	20.649	35.664	24.144	34.629	260.7	4 1:48.628 19.685 33.810 22.402 32.731 260.1						
3	1:53.775	20.322	35.313	23.945	34.195	261.3	5 1:48.551 19.650 33.877 22.391 32.633 262.6						
4	1:53.456	20.095	35.061	23.992	34.308	262.0	6 1:47.822 19.587 33.477 22.278 32.480 262.6						
5	1:54.112	20.290	35.152	23.976	34.694	261.3	7 1:48.583 19.454 33.680 22.545 32.904 263.2						
6	1:53.660	20.176	35.138	23.863	34.483	261.3	8 2:11.807 B 20.330 35.485 24.390 51.602 259.5						
7	2:08.430 B	20.304	35.191	24.058	48.877	260.1	9 8:53.456 7:20.354 35.715 22.941 34.446 141.6						
8	5:02.860	3:26.715	36.967	24.266	34.912	127.3	10 1:52.537 19.866 33.986 22.547 36.138 260.1						
9	1:53.692	20.166	35.155	23.915	34.456	260.7	11 1:55.875 19.762 34.554 22.967 38.592 262.0						
10	1:54.276	20.128	35.501	23.945	34.702	260.7	12 1:49.179 20.011 34.131 22.434 32.603 259.5						
11	1:53.767	20.287	35.149	23.932	34.399	262.6	91 Mihail FLOROV BGR						
12	1:53.744	20.283	35.132	23.921	34.408	262.0	YAMAHA GV STRATOS YAMAHA						
13	1:54.019	20.118	35.183	24.127	34.591	261.3	1 2:08.909 35.460 36.048 23.620 33.781 179.7						
14	2:08.000	20.298	35.419	24.379	47.904	258.9	2 1:51.927 20.287 34.340 23.116 34.184 263.2						
78 Angel HEREDIA ESP							3 1:49.912 20.115 33.820 22.650 33.327 264.5						
MDR SPAINCIRCUITS YAMAHA							4 2:02.452 B 19.730 33.889 22.592 46.241 263.2						
1	2:27.518	43.378	39.274	26.781	38.085	143.8	5 7:38.731 6:05.266 37.447 22.927 33.091 172.0						
2	1:47.820	19.612	33.223	22.509	32.476	262.6	6 1:48.746 19.834 33.540 22.467 32.905 257.6						
3	1:48.044	19.320	33.563	22.474	32.687	265.8	7 1:48.526 19.768 33.574 22.489 32.695 258.9						
4	1:47.827	19.312	33.276	22.738	32.501	269.1	8 1:48.805 19.690 33.719 22.543 32.853 261.3						
5	2:03.754 B	19.587	33.958	22.935	47.274	262.6	9 1:58.141 22.286 39.945 22.804 33.106 260.7						
6	7:42.428	6:05.547	35.841	24.920	36.120	145.7	10 1:49.504 19.797 33.999 22.707 33.001 262.0						
7	1:48.054	19.669	33.280	22.385	32.720	260.7	11 2:06.756 B 21.399 36.919 23.012 45.426 261.3						
8	1:47.629	19.414	33.112	22.717	32.386	262.6	12 3:11.398 1:40.835 34.721 22.855 32.987 164.7						
9	1:48.077	19.334	33.019	22.475	33.249	263.9	92 Nil ROIG ESP						
10	1:47.553	19.093	32.995	22.213	33.252	266.5	SP57 RACING TEAM YAMAHA						
11	1:47.547	19.202	33.446	22.424	32.475	265.8	1 2:04.068 32.422 34.699 23.226 33.721 187.4						
12	2:00.449	22.802	40.428	23.598	33.621	262.0							
13	1:47.356	19.330	33.195	22.370	32.461	265.2							
81 Felix NASSI FIN													
MDR SPAINCIRCUITS YAMAHA													
1	2:09.354	37.154	35.283	23.402	33.515	174.8							
2	1:54.270	19.981	34.119	22.639	37.531	265.8							
3	1:51.768	19.823	35.468	23.155	33.322	265.2							



Supersport

ESBK CIRCUIT DE BARCELONA-CATALUNYA

Entrenamiento Cronometrado

Sector Analysis

___ Invalidated Lap							■ Personal Best							■ Session Best							B Crossing the pit lane						
Lap	Time	Sector 1	Sector 2	Sector 3	Sector 4	T.Spd	Lap	Time	Sector 1	Sector 2	Sector 3	Sector 4	T.Spd	Lap	Time	Sector 1	Sector 2	Sector 3	Sector 4	T.Spd	Lap	Time	Sector 1	Sector 2	Sector 3	Sector 4	T.Spd
2	1:48.434	19.613	33.591	22.428	32.802	266.5	9	1:48.096	19.287	33.457	22.850	32.502	262.6														
3	1:48.133	19.494	33.573	22.365	32.701	269.1	10	1:46.625	19.300	32.957	22.138	32.230	263.2														
4	1:49.083	19.294	33.527	22.703	33.559	267.8	11	1:47.102	19.186	33.250	22.339	32.327	267.1														
5	1:59.981 B	19.525	33.644	22.399	44.413	269.1	12	1:46.655	19.245	33.011	22.243	32.156	264.5														
6	6:59.326	5:26.115	34.370	23.139	35.702	160.1	13	1:55.828	19.223	33.242	25.302	38.061	264.5														
7	1:48.228	19.568	33.373	22.477	32.810	263.9	14	2:03.231	19.467	33.775	24.419	45.570	265.2														
8	1:49.310	19.529	33.538	23.610	32.633	264.5	15	1:47.051	19.378	33.123	22.226	32.324	266.5														
9	1:48.319	19.437	33.552	22.553	32.777	267.8																					
10	1:47.982	19.408	33.566	22.333	32.675	267.8																					
11	1:47.534	19.258	33.362	22.414	32.500	267.8																					
12	1:47.512	19.296	33.340	22.398	32.478	266.5																					
13	1:48.068	19.197	33.383	22.231	33.257	267.8																					
14	1:47.825	19.378	33.427	22.371	32.649	266.5																					

93	Mathias POULSEN	DNK				
	MDS RACING TEAM	HONDA				
1	2:25.172	52.877	35.673	23.058	33.564	177.4
2	1:48.362	19.653	33.828	22.436	32.445	265.2
3	1:47.169	19.276	33.082	22.431	32.380	267.8
4	1:49.165	19.562	33.794	22.786	33.023	273.2
5	1:48.925	19.486	33.878	22.719	32.842	267.1
6	2:09.025 B	19.390	34.767	23.161	51.707	266.5
7	8:04.603	6:27.404	38.663	22.983	35.553	138.1
8	1:48.114	19.471	33.544	22.542	32.557	266.5
9	1:47.706	19.349	33.365	22.347	32.645	266.5
10	<u>1:58.877</u>	22.290	38.081	22.855	35.651	266.5
11	1:47.341	19.284	33.374	22.226	32.457	267.8
12	1:49.075	19.359	34.044	22.950	32.722	269.8
13	1:48.211	19.241	33.336	22.525	33.109	267.8

94	Andres P. GONZALEZ	ARG				
	EASYPACE TEAM	YAMAHA				
1	2:11.151	36.860	35.863	23.483	34.945	171.5
2	1:49.361	19.752	33.729	22.562	33.318	261.3
3	1:48.167	19.368	33.506	22.591	32.702	263.9
4	1:47.855	19.560	33.368	22.459	32.468	262.0
5	<u>1:57.964</u>	21.567	39.526	23.100	33.771	260.7
6	1:48.884	19.522	33.401	22.373	33.588	262.0
7	1:47.954	19.456	33.275	22.568	32.655	260.1
8	2:07.402 B	20.788	37.874	23.412	45.328	260.1
9	6:30.180	4:58.738	34.955	23.031	33.456	131.5
10	1:48.824	19.771	33.652	22.538	32.863	262.6
11	1:48.032	19.506	33.397	22.510	32.619	262.6
12	1:47.992	19.488	33.349	22.487	32.668	262.6
13	<u>1:58.636</u>	21.161	40.257	23.535	33.683	262.6
14	2:26.898 B	20.219	35.397	35.023	56.259	253.4

96	David SANCHIS	ESP				
	MRE TALENT	YAMAHA				
1	2:00.065	30.184	34.315	22.675	32.891	181.5
2	1:47.390	19.625	33.077	22.264	32.424	259.5
3	1:46.781	19.469	32.978	22.176	32.158	262.6
4	1:46.536	19.313	32.893	22.106	32.224	262.6
5	1:46.726	19.352	32.946	22.223	32.205	260.7
6	2:05.577 B	19.067	34.668	23.389	48.453	262.0
7	5:01.910	3:32.983	33.858	22.496	32.573	184.6
8	1:46.405	19.348	32.795	22.137	32.125	261.3