

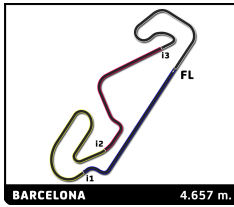
Supersport

ESBK CIRCUIT DE BARCELONA-CATALUNYA

Warm Up

Sector Analysis

___ Invalidated Lap							■ Personal Best							■ Session Best							B Crossing the pit lane																																									
Lap	Time	Sector 1	Sector 2	Sector 3	Sector 4	T.Spd	Lap	Time	Sector 1	Sector 2	Sector 3	Sector 4	T.Spd	Lap	Time	Sector 1	Sector 2	Sector 3	Sector 4	T.Spd	Lap	Time	Sector 1	Sector 2	Sector 3	Sector 4	T.Spd																																			
7	Zechariah Kwame DZEGEDE						USA	EASYRACE TEAM						YAMAHA	1	3:41.303	B	1:48.373	36.027	23.631	53.272	184.3	2	3:55.706		2:25.551	34.157	22.652	33.346	98.9	3	1:47.442		19.450	33.224	22.291	32.477	265.8	4	1:47.811		19.359	33.604	22.392	32.456	268.4																
8	Vasco CORREIA						PRT	TEAM MOTO CLUBE LOULE CONCEL						KAWASAKI	1	2:07.277		31.553	36.147	24.178	35.399	184.0	2	1:53.623		20.362	35.208	23.657	34.396	259.5	3	1:53.433		20.265	35.201	23.595	34.372	260.1	4	1:53.131		20.247	34.851	23.513	34.520	260.7	5	1:52.485		20.049	34.776	23.399	34.261	260.7	6	1:52.994		20.249	34.848	23.616	34.281	260.1
10	Unai ORRADRE						ESP	YAMAHA MS RACING						YAMAHA	1	2:01.895		26.299	37.728	23.806	34.062	184.0	2	1:52.682		20.417	34.736	23.619	33.910	263.9	3	1:53.495		20.356	34.487	23.008	35.644	261.3	4	1:51.215		20.203	34.404	23.059	33.549	258.2	5	1:55.186		20.480	34.369	23.165	37.172	259.5	6	2:00.389		23.077	40.064	23.393	33.855	262.0
11	Jared K. SCHULTZ						ZAF	FIFTY MOTORSPORT						YAMAHA	1	1:47.059		19.263	33.187	22.235	32.374	269.1	2	1:46.736		19.182	33.209	21.995	32.350	275.2	3	1:54.186		19.311	33.485	22.185	39.205	269.8	4	1:47.090		19.120	33.175	22.403	32.392	267.8	5	1:54.186		19.311	33.485	22.185	39.205	269.8	6	1:47.090		19.120	33.175	22.403	32.392	267.8
12	Borja GOMEZ						ESP	CARDOSO RACING						YAMAHA	1	2:05.114		28.082	36.265	24.047	36.720	163.7	2	1:52.238		20.479	34.888	23.178	33.693	262.0	3	2:13.675		20.267	55.220	24.107	34.081	255.2	4	1:51.119		20.227	34.452	23.058	33.382	259.5	5	1:49.981		19.718	34.120	22.940	33.203	260.7	6	1:50.551		20.130	34.077	22.893	33.451	257.6
16	Alejandro RUIZ						ESP	ANDOTRANS TEAM TORRENTÓ						YAMAHA	1	2:29.433		58.424	34.833	22.832	33.344	182.7	2	1:47.367		19.510	33.070	22.503	32.284	263.2	3	1:47.242		19.442	33.245	22.274	32.281	263.2	4	1:47.154		19.281	33.186	22.265	32.422	267.8	5	1:47.117		19.347	33.150	22.250	32.370	263.2	6	1:47.588		19.446	33.313	22.271	32.558	263.9
18	Alex VIU						ESP	EASYRACE TEAM						YAMAHA	1	2:35.123		1:03.830	34.655	23.012	33.626	190.4	2	1:49.615		19.852	33.786	22.925	33.052	258.2	3	1:59.239		19.705	33.669	24.895	40.970	259.5	4	1:49.104		19.740	33.771	22.485	33.108	263.2	5	1:48.657		19.751	33.550	22.546	32.810	260.1								
19	Joan DIAZ						ESP	H43 TEAM NOBBY TALASUR						YAMAHA	1	2:02.367		25.160	38.717	23.969	34.521	185.8	2	1:50.467		20.142	34.554	22.818	32.953	271.1	3	1:49.136		19.636	33.902	22.795	32.803	269.8	4	1:47.981		19.405	33.500	22.427	32.649	271.1	5	1:47.804		19.409	33.459	22.263	32.673	269.1	6	1:48.420		19.472	33.446	22.283	33.219	270.4
20	Danny RAAVAD						DNK	MDS RACING TEAM						YAMAHA	1	2:26.483		52.205	36.178	23.714	34.386	165.0	2	1:52.177		20.349	34.680	23.282	33.866	260.1	3	1:52.217		20.335	34.471	23.375	34.036	261.3	4	1:51.175		20.127	34.354	23.081	33.613	260.7	5	1:50.927		20.138	34.221	23.071	33.497	260.1	6	1:51.075		20.016	34.181	23.047	33.831	263.2
21	Eduardo MONTERO						ESP	CASTROMAROTO RACING						YAMAHA	1	2:41.835		1:09.231	35.186	23.388	34.030	180.3	2	1:50.777		20.077	34.518	22.889	33.293	263.9	3	1:51.721		19.920	34.464	22.895	34.442	262.6	4	1:49.581		19.766	33.989	22.522	33.304	268.4	5	1:49.636		19.764	33.799	22.854	33.219	264.5								
23	Loic ARBEL						FRA	ANDOTRANS TEAM TORRENTÓ						YAMAHA	1	2:38.371		1:06.981	34.939	23.161	33.290	185.2	2	1:49.180		19.862	33.932	22.602	32.784	260.7	3	1:55.664		19.981	34.805	22.947	37.931	263.9	4	1:48.250		19.571	33.590	22.454	32.635	260.7	5	1:48.291		19.622	33.561	22.507	32.601	261.3	6	1:58.366		19.742	34.561	29.371	34.692	262.0
24	Mathieu GREGORIO						FRA	TECH SOLUTIONS						YAMAHA	1	1:56.483		23.585	35.414	23.842	33.642	181.5	2	1:49.974		19.758	34.125	22.760	33.331	266.5	3	1:49.052		19.398	33.915	22.681	33.058	269.1	4	1:48.678		19.443	33.887	22.463	32.885	267.8	5	1:48.953		19.522	33.890	22.586	32.955	265.8	6	1:48.602		19.485	33.775	22.465	32.877	265.2
25	Jamie DAVIS						GBR	FIFTY MOTORSPORT						YAMAHA	1	1:56.483		23.585	35.414	23.842	33.642	181.5	2	1:49.974		19.758	34.125	22.760	33.331	266.5	3	1:49.052		19.398	33.915	22.681	33.058	269.1	4	1:48.678		19.443	33.887	22.463	32.885	267.8	5	1:48.953		19.522	33.890	22.586	32.955	265.8	6	1:48.602		19.485	33.775	22.465	32.877	265.2
7	Zechariah Kwame DZEGEDE						USA	EASYRACE TEAM						YAMAHA	1	2:02.750		28.663	36.484	23.614	33.989	178.2	2	1:50.631		19.836	34.621	23.065	33.109	268.4	3	1:49.786		19.592	34.179	22.835	33.180	267.1	4	1:50.145		19.951	34.150	22.951	33.093	268.4	5	1:50.142		19.689	34.382	22.841	33.230	267.8	6	1:53.175		19.793	36.217	23.772	33.393	255.8



Supersport

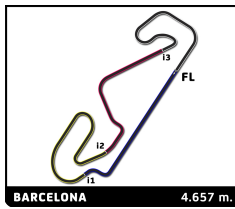
ESBK CIRCUIT DE BARCELONA-CATALUNYA

Warm Up

Sector Analysis

— Invalidated Lap ■ Personal Best ■ Session Best B Crossing the pit lane

Lap	Time	Sector 1	Sector 2	Sector 3	Sector 4	T.Spd	Lap	Time	Sector 1	Sector 2	Sector 3	Sector 4	T.Spd		
33	Daniel VALLE	ESP					ESP	50	Ondrej VOSTATEK	CZE					CZE
YAMAHA MS RACING							GM FUEL-VRC TEAM								
1	1:58.986	28.092	34.459	23.404	33.031	193.5	1	2:01.331	28.739	35.834	23.490	33.268	167.5		
2	1:47.239	19.282	33.103	22.245	32.609	272.5	2	1:49.373	19.533	34.039	22.860	32.941	265.8		
3	1:46.785	19.144	33.127	22.141	32.373	269.1	3	1:50.186	19.558	34.040	23.131	33.457	264.5		
4	1:46.830	19.094	33.046	22.367	32.323	273.9	4	1:48.317	19.427	33.666	22.491	32.733	260.7		
5	1:47.413	19.422	33.194	22.249	32.548	263.9	5	1:47.948	19.403	33.571	22.401	32.573	261.3		
6	1:47.361	19.209	33.244	22.436	32.472	267.1	6	1:48.156	19.364	33.463	22.669	32.660	262.0		
37	Mauro GONZALEZ	ESP					ESP	52	Guillem ERILL	ESP					ESP
MDR SPAINCIRCUITS							DEZA - BOX77 RACING TEAM								
1	2:02.519	29.357	35.614	23.484	34.064	187.1	1	1:54.882	23.346	35.094	23.108	33.334	185.8		
2	1:49.526	19.865	34.087	22.637	32.937	272.5	2	1:49.447	20.265	33.998	22.596	32.588	251.7		
3	1:49.848	19.959	34.171	22.837	32.881	267.1	3	1:47.899	19.721	33.160	22.461	32.557	262.0		
4	2:00.852	28.348	36.503	22.946	33.055	265.8	4	1:47.507	19.460	33.265	22.329	32.453	263.9		
5	1:49.460	20.208	33.727	22.633	32.892	261.3	5	1:47.729	19.719	33.261	22.289	32.460	258.2		
6	1:48.690	19.561	33.631	22.623	32.875	263.2	6	1:47.322	19.347	33.160	22.339	32.476	267.1		
38	Juan RODRIGUEZ	ESP					ESP	53	Daniel GONZALEZ	ESP					ESP
H43 TALASUR							SP57 RACING TEAM								
1	1:58.960	25.941	36.380	23.177	33.462	182.7	1	2:00.783	26.578	36.849	23.528	33.828	183.0		
2	1:48.556	19.801	33.661	22.505	32.589	267.8	2	1:51.041	19.978	34.360	23.005	33.698	263.9		
3	1:48.077	19.538	33.340	22.317	32.882	266.5	3	1:50.981	20.205	34.806	22.915	33.055	262.0		
4	1:47.588	19.481	33.578	22.430	32.099	268.4	4	1:49.507	19.879	33.882	22.656	33.090	265.2		
5	1:47.921	19.492	33.130	22.246	33.053	265.8	5	1:49.175	19.749	33.696	22.860	32.870	260.7		
6	1:47.416	19.546	33.242	22.345	32.283	263.9	6	1:49.277	19.874	33.705	22.701	32.997	259.5		
39	Borja QUERO	ESP					ESP	54	Michal BULIK	SVK					SVK
I+DENT RACING TEAM							NEW2 PROJECT								
1	1:54.814	23.562	34.747	23.097	33.408	182.7	1	2:01.972	29.040	35.669	23.693	33.570	180.9		
2	1:49.404	20.047	34.105	22.601	32.651	256.4	2	1:49.910	20.217	33.847	22.798	33.048	265.8		
3	1:48.378	19.529	33.602	22.575	32.672	263.9	3	1:49.976	19.941	34.160	22.857	33.018	263.9		
4	1:47.833	19.662	33.294	22.340	32.537	261.3	4	1:49.435	19.742	33.553	22.722	33.418	266.5		
5	1:49.430	19.482	34.184	23.109	32.655	263.9	5	1:49.400	19.694	33.785	22.706	33.215	262.6		
6	1:48.124	19.782	33.323	22.326	32.693	265.8	6	1:49.316	19.603	33.960	22.615	33.138	259.5		
43	Simon JESPERSEN	DNK					DNK	55	Alex TOLEDO	ESP					ESP
H43 TEAM NOBBY							ANTONIBARCELONA XCTECH								
1	1:58.792	25.766	35.971	23.245	33.810	182.4	1	2:20.317	49.089	34.839	23.306	33.083	168.8		
2	1:48.629	19.750	33.598	22.588	32.693	265.8	2	1:48.920	19.829	33.762	22.736	32.593	258.9		
3	1:47.584	19.433	33.319	22.306	32.526	265.8	3	1:47.951	19.499	33.433	22.506	32.513	262.6		
4	1:47.560	19.338	33.441	22.339	32.442	263.2	4	1:49.120	19.550	34.214	22.511	32.845	265.2		
5	1:47.527	19.334	33.342	22.382	32.469	264.5	5	1:50.622	19.572	34.902	23.293	32.855	266.5		
6	1:47.570	19.215	33.480	22.282	32.593	275.2	6	1:48.184	19.574	33.429	22.563	32.618	260.7		
47	Luis M. VERDUGO	ESP					ESP	56	Marius HENRY	FRA					FRA
DR7 HMAX							TECH SOLUTIONS								
1	2:09.745	36.794	36.835	22.938	33.178	174.8	1	2:00.206	25.683	36.555	23.968	34.000	178.8		
2	1:51.226	19.448	33.741	23.863	34.174	264.5	2	1:51.321	20.076	34.445	23.244	33.556	260.7		
3	1:48.171	19.605	33.481	22.461	32.624	263.9	3	1:50.975	20.210	34.572	22.913	33.280	259.5		
4	1:48.052	19.618	33.604	22.297	32.533	266.5	4	1:50.221	19.920	34.268	22.819	33.214	262.0		
5	1:48.009	19.376	33.242	22.913	32.478	271.8	5	1:50.511	20.162	34.238	22.899	33.212	259.5		
6	1:47.964	19.341	33.372	22.424	32.827	268.4	6	1:49.876	19.896	34.021	22.686	33.273	259.5		



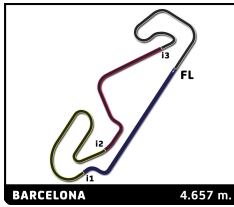
Supersport

ESBK CIRCUIT DE BARCELONA-CATALUNYA

Warm Up

Sector Analysis

___ Invalidated Lap							■ Personal Best							■ Session Best							B Crossing the pit lane						
Lap	Time	Sector 1	Sector 2	Sector 3	Sector 4	T.Spd	Lap	Time	Sector 1	Sector 2	Sector 3	Sector 4	T.Spd	Lap	Time	Sector 1	Sector 2	Sector 3	Sector 4	T.Spd	Lap	Time	Sector 1	Sector 2	Sector 3	Sector 4	T.Spd
57	Kenny KOSKINEN						FIN																				
KALLIO RACING JUNIOR TEAM							YAMAHA																				
1	2:03.550	30.283	35.790	23.659	33.818	177.4	1	2:16.105	43.558	36.166	23.031	33.350	168.3	1	2:16.105	43.558	36.166	23.031	33.350	168.3	1	2:16.105	43.558	36.166	23.031	33.350	168.3
2	1:50.310	19.677	34.377	23.010	33.246	262.6	2	1:49.139	19.655	33.676	22.836	32.972	262.6	2	1:49.139	19.655	33.676	22.836	32.972	262.6	2	1:49.139	19.655	33.676	22.836	32.972	262.6
3	1:49.402	19.829	33.756	22.808	33.009	261.3	3	1:49.131	19.517	33.584	22.592	33.438	263.2	3	1:49.131	19.517	33.584	22.592	33.438	263.2	3	1:49.131	19.517	33.584	22.592	33.438	263.2
4	1:49.600	19.733	33.955	22.832	33.080	260.7	4	1:48.649	19.480	33.522	22.886	32.761	262.6	4	1:48.649	19.480	33.522	22.886	32.761	262.6	4	1:48.649	19.480	33.522	22.886	32.761	262.6
5	1:49.450	19.614	33.714	22.744	33.378	262.0	5	1:50.441	19.716	33.443	22.757	34.525	270.4	5	1:50.441	19.716	33.443	22.757	34.525	270.4	5	1:50.441	19.716	33.443	22.757	34.525	270.4
6	1:49.364	19.798	33.655	22.645	33.266	262.0	6	1:47.966	19.428	33.194	22.317	33.027	263.9	6	1:47.966	19.428	33.194	22.317	33.027	263.9	6	1:47.966	19.428	33.194	22.317	33.027	263.9
64	Davide FABBRI						ITA																				
H43 TEAM NOBBY							YAMAHA																				
1	1:58.542	25.388	35.380	23.607	34.167	181.2	1	2:21.317	48.087	35.628	23.503	34.099	178.5	1	2:21.317	48.087	35.628	23.503	34.099	178.5	1	2:21.317	48.087	35.628	23.503	34.099	178.5
2	1:51.485	20.640	34.097	23.069	33.679	255.8	2	1:51.433	19.956	34.362	23.185	33.930	263.2	2	1:51.433	19.956	34.362	23.185	33.930	263.2	2	1:51.433	19.956	34.362	23.185	33.930	263.2
3	1:50.836	20.156	34.042	23.082	33.556	257.0	3	1:51.053	20.030	34.418	23.082	33.523	262.0	3	1:51.053	20.030	34.418	23.082	33.523	262.0	3	1:51.053	20.030	34.418	23.082	33.523	262.0
4	1:50.382	20.055	33.952	22.738	33.637	257.0	4	1:50.983	19.891	34.206	22.959	33.927	261.3	4	1:50.983	19.891	34.206	22.959	33.927	261.3	4	1:50.983	19.891	34.206	22.959	33.927	261.3
5	1:51.042	20.211	33.873	23.447	33.511	259.5	5	1:50.766	19.928	34.438	22.999	33.401	261.3	5	1:50.766	19.928	34.438	22.999	33.401	261.3	5	1:50.766	19.928	34.438	22.999	33.401	261.3
6	1:49.857	20.096	33.745	22.769	33.247	258.9	6	1:50.614	19.785	34.210	23.271	33.348	262.0	6	1:50.614	19.785	34.210	23.271	33.348	262.0	6	1:50.614	19.785	34.210	23.271	33.348	262.0
71	Kimi PATOVA						FIN																				
RAM RACING YAMAHA							YAMAHA																				
1	2:00.260	27.108	35.339	23.916	33.897	184.6	1	2:57.628	1:24.667	35.852	23.380	33.729	175.6	1	2:57.628	1:24.667	35.852	23.380	33.729	175.6	1	2:57.628	1:24.667	35.852	23.380	33.729	175.6
2	1:48.874	19.580	33.945	22.493	32.856	267.1	2	1:49.882	19.946	34.169	22.825	32.942	258.2	2	1:49.882	19.946	34.169	22.825	32.942	258.2	2	1:49.882	19.946	34.169	22.825	32.942	258.2
3	1:48.290	19.510	33.463	22.579	32.738	265.2	3	1:48.933	19.770	33.761	22.648	32.754	258.2	3	1:48.933	19.770	33.761	22.648	32.754	258.2	3	1:48.933	19.770	33.761	22.648	32.754	258.2
4	1:48.476	19.466	33.626	22.515	32.869	265.2	4	1:48.408	19.616	33.774	22.357	32.661	258.9	4	1:48.408	19.616	33.774	22.357	32.661	258.9	4	1:48.408	19.616	33.774	22.357	32.661	258.9
5	1:48.240	19.514	33.535	22.372	32.819	263.9	5	1:48.375	19.516	33.641	22.535	32.683	260.1	5	1:48.375	19.516	33.641	22.535	32.683	260.1	5	1:48.375	19.516	33.641	22.535	32.683	260.1
6	1:48.106	19.571	33.517	22.398	32.620	265.2	6	1:48.375	19.516	33.641	22.535	32.683	260.1	6	1:48.375	19.516	33.641	22.535	32.683	260.1	6	1:48.375	19.516	33.641	22.535	32.683	260.1
73	Pedro M. DA SILVA						PRT																				
STAND OS PUTOS RACING TEAM							YAMAHA																				
1	2:03.493	29.763	35.545	23.993	34.192	172.3	1	3:16.678	1:42.499	36.209	23.483	34.487	156.4	1	3:16.678	1:42.499	36.209	23.483	34.487	156.4	1	3:16.678	1:42.499	36.209	23.483	34.487	156.4
2	1:51.142	19.982	34.564	23.069	33.527	265.8	2	1:52.085	20.358	34.697	23.074	33.956	258.9	2	1:52.085	20.358	34.697	23.074	33.956	258.9	2	1:52.085	20.358	34.697	23.074	33.956	258.9
3	1:50.641	19.856	34.348	23.273	33.164	263.9	3	1:51.067	20.117	34.619	22.967	33.364	258.2	3	1:51.067	20.117	34.619	22.967	33.364	258.2	3	1:51.067	20.117	34.619	22.967	33.364	258.2
4	1:50.205	19.733	34.255	22.849	33.368	264.5	4	2:11.867	33.220	41.521	23.406	33.720	260.1	4	2:11.867	33.220	41.521	23.406	33.720	260.1	4	2:11.867	33.220	41.521	23.406	33.720	260.1
5	1:51.062	19.813	34.320	23.139	33.790	265.2	5	1:54.381	22.585	35.415	23.007	33.374	263.2	5	1:54.381	22.585	35.415	23.007	33.374	263.2	5	1:54.381	22.585	35.415	23.007	33.374	263.2
6	2:02.427	20.300	38.712	28.578	34.837	264.5	6	1:54.381	22.585	35.415	23.007	33.374	263.2	6	1:54.381	22.585	35.415	23.007	33.374	263.2	6	1:54.381	22.585	35.415	23.007	33.374	263.2
74	Ludovic CAUCHI						FRA																				
TEAM MRS							YAMAHA																				
1	1:59.942	24.567	37.408	24.047	33.920	180.3	1	1:58.556	25.502	35.744	23.361	33.949	186.8	1	1:58.556	25.502	35.744	23.361	33.949	186.8	1	1:58.556	25.502	35.744	23.361	33.949	186.8
2	1:55.073	19.738	34.284	22.870	38.181	264.5	2	1:49.638	19.825	34.197	22.632	32.984	265.8	2	1:49.638	19.825	34.197	22.632	32.984	265.8	2	1:49.638	19.825	34.197	22.632	32.984	265.8
3	1:50.127	20.005	34.142	22.838	33.142	271.8	3	1:48.747	19.378	33.808	22.550	33.011	269.8	3	1:48.747	19.378	33.808	22.550	33.011	269.8	3	1:48.747	19.378	33.808	22.550	33.011	269.8
4	1:49.062	19.503	33.958	22.695	32.906	265.8	4	1:50.395	19.466	33.837	23.859	33.233	267.1	4	1:50.395	19.466	33.837	23.859	33.233	267.1	4	1:50.395	19.466	33.837	23.859	33.233	267.1
5	1:49.307	19.451	33.916	22.864	33.076	266.5	5	1:48.537	19.475	33.767	22.419	32.876	267.1	5	1:48.537	19.475	33.767	22.419	32.876	267.1	5	1:48.537	19.475	33.767	22.419	32.876	267.1
6	1:48.626	19.407	33.745	22.449	33.025	267.1	6	1:49.354	19.566	33.873	22.588	33.327	267.1	6	1:49.354	19.566	33.873	22.588	33.327	267.1	6	1:49.354	19.566	33.873	22.588	33.327	267.1
77	Andrea SIBAJA						ESP																				
DEZA - BOX 77 RACING TEAM							KAWASAKI																				
1	2:30.811	51.745	37.845	25.138	36.083	163.7	1	2:16.459	44.403	35.605	23.172	33.279	173.7	1	2:16.459	44.403	35.605	23.172	33.279	173.7	1	2:16.459	44.403	35.605	23.172	33.279	173.7
2	1:56.016	20.741	35.908	24.600	34.767	258.9	2	1:51.757	19.711	35.894	23.129	33.023	272.5	2	1:51.757	19.711	35.894	23.129	33.023	272.5	2	1:51.757	19.711	35.894	23.129	33.023	272.5
3	1:56.282	20.520	35.788	24.336	35.638	259.5	3	1:48.816	19.536	33.874	22.547	32.859	266.5	3	1:48.816	19.536	33.874	22.547	32.859	266.5	3	1:48.816	19.536	33.874	22.547	32.859	266.5
4	1:54.756	20.396	35.489	24.179	34.692	257.6	4	1:49.157	19.585	33.991	22.545	33.036	265.8	4	1:49.157	19.585	33.991	22.545	33.036	265.8	4	1:49.157	19.585	33.991	22.545	33.036	265.8
5	1:54.903	20.436	35.572	24.198	34.697	258.9	5	1:48.311	19.439	33.642	22.357	32.873	266.5	5	1:48.311	19.439	3										



Supersport
ESBK CIRCUIT DE BARCELONA-CATALUNYA
Warm Up
Sector Analysis

— Invalidated Lap

■ Personal Best

■ Session Best

B Crossing the pit lane

Lap	Time	Sector 1	Sector 2	Sector 3	Sector 4	T.Spd	Lap	Time	Sector 1	Sector 2	Sector 3	Sector 4	T.Spd	
94	Andres P. GONZALEZ						ARG							
	EASYRACE TEAM						YAMAHA							
1	3:19.412	1:40.254	37.099	26.442	35.617	130.8								
2	1:50.603	19.969	34.329	23.027	33.278	258.2								
3	1:50.125	19.825	33.868	23.026	33.406	260.1								
4	1:51.998	20.259	35.363	23.051	33.325	262.6								
5	1:49.407	19.784	33.732	22.923	32.968	259.5								
96	David SANCHIS						ESP							
	MRE TALENT						YAMAHA							
1	1:55.821	24.868	34.478	23.255	33.220	183.6								
2	1:48.158	19.682	33.378	22.428	32.670	263.2								
3	1:47.905	19.548	33.366	22.391	32.600	261.3								
4	1:47.657	19.462	33.364	22.341	32.490	261.3								
5	1:50.129	19.819	34.900	22.744	32.666	262.0								
6	1:48.498	19.878	33.679	22.354	32.587	262.6								