

Supersport

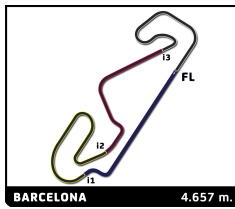
ESBK CIRCUIT DE BARCELONA-CATALUNYA

Carrera 2

Sector Analysis

— Invalidated Lap ■ Personal Best ■ Session Best B Crossing the pit lane

Lap	Time	Sector 1	Sector 2	Sector 3	Sector 4	T.Sp	Lap	Time	Sector 1	Sector 2	Sector 3	Sector 4	T.Sp		
7	Zechariah Kwame DZEGEDE USA							11	Jared K. SCHULTZ ZAF						
EASYRACE TEAM						YAMAHA	FIFTY MOTORSPORT						YAMAHA		
1	2:01.748	26.867	36.049	24.208	34.624		1	1:57.153	25.561	34.908	23.034	33.650			
2	1:53.209	20.374	34.939	23.582	34.314	261.3	2	1:49.464	19.569	33.778	22.940	33.177	266.5		
3	1:53.580	20.386	35.036	23.633	34.525	259.5	3	1:50.237	19.768	34.334	22.809	33.326	262.6		
4	1:53.400	20.266	34.906	23.624	34.604	258.2	4	1:49.635	19.911	33.861	22.801	33.062	260.7		
5	1:53.786	20.321	35.046	23.745	34.674	256.4	5	1:52.793	21.521	35.019	22.873	33.380	262.6		
6	1:53.985	20.453	35.359	23.827	34.346	257.6	6	1:50.074	19.874	34.069	22.818	33.313	263.9		
7	1:53.625	20.300	35.240	23.570	34.515	257.0	7	1:50.523	19.659	34.294	23.268	33.302	263.2		
8	1:53.351	20.572	35.037	23.535	34.207	255.8	8	1:50.779	19.957	34.170	22.936	33.716	263.2		
9	1:53.632	20.562	35.140	23.645	34.285	255.8	9	1:49.903	19.719	34.033	22.808	33.343	262.0		
10	1:53.965	20.578	35.149	23.607	34.631	255.8	10	1:50.776	19.984	34.246	22.830	33.716	260.1		
11	1:53.480	20.402	34.913	23.657	34.508	255.8	11	1:50.476	19.874	34.033	22.975	33.594	260.1		
12	1:53.616	20.478	35.258	23.587	34.293	255.2	12	1:50.506	20.001	34.076	22.875	33.554	263.9		
13	1:52.931	20.351	35.035	23.418	34.127	257.0	13	1:50.117	19.688	34.125	22.950	33.354	263.2		
14	1:52.855	20.335	34.926	23.570	34.024	256.4	14	1:50.351	19.935	34.190	22.848	33.378	263.2		
15	1:52.547	20.291	34.869	23.412	33.975	257.6	15	1:50.404	19.796	34.142	22.908	33.558	260.7		
16	1:52.101	20.213	34.492	23.413	33.983	257.0	16	1:50.686	20.056	34.082	22.995	33.553	259.5		
8	Vasco CORREIA PRT							12	Borja GOMEZ ESP						
TEAM MOTO CLUBE LOULE CONCEL						KAWASAKI	CARDOSO RACING						YAMAHA		
1	1:58.555	26.140	35.265	23.492	33.658		1	1:52.971	24.308	33.863	22.265	32.535			
2	1:52.047	20.193	34.529	23.254	34.071	262.6	2	1:47.238	19.270	33.143	22.209	32.616	267.1		
3	1:51.901	20.218	34.396	23.285	34.002	259.5	3	1:46.896	19.201	33.061	22.357	32.277	269.1		
4	1:51.512	20.217	34.670	23.162	33.463	262.6	4	1:47.885	19.334	33.344	22.390	32.817	266.5		
5	1:52.052	20.370	34.488	23.329	33.865	260.7	5	1:47.706	19.502	33.230	22.420	32.554	264.5		
6	1:54.663	20.446	36.013	23.474	34.730	258.2	6	1:47.719	19.499	33.244	22.358	32.618	259.5		
7	1:55.410	20.468	35.349	25.481	34.112	255.2	7	1:47.768	19.502	33.340	22.340	32.586	259.5		
8	1:52.850	20.523	34.995	23.316	34.016	252.8	8	1:47.820	19.595	33.312	22.296	32.617	260.7		
9	1:53.343	20.638	35.076	23.417	34.212	249.9	9	1:47.580	19.451	33.226	22.361	32.542	260.7		
10	1:54.695	20.697	35.734	24.021	34.243	251.1	10	1:47.584	19.423	33.239	22.350	32.572	260.1		
11	1:54.447	20.599	35.310	23.784	34.754	252.3	11	1:47.665	19.394	33.284	22.352	32.635	260.1		
12	1:55.309	20.956	36.085	23.734	34.534	249.9	12	1:47.819	19.443	33.332	22.406	32.638	262.0		
13	1:54.512	20.688	35.366	23.906	34.552	252.8	13	1:47.756	19.356	33.333	22.387	32.680	263.9		
14	1:54.105	20.728	35.542	23.753	34.082	252.8	14	1:48.578	19.630	33.354	22.650	32.944	260.7		
15	1:53.059	20.589	35.041	23.444	33.985	252.3	15	1:48.332	19.911	33.453	22.426	32.542	254.0		
16	1:53.481	20.693	35.021	23.684	34.083	249.4	16	1:49.155	19.688	33.166	23.161	33.140	257.6		
10	Unai ORRADRE ESP							16	Alejandro RUIZ ESP						
YAMAHA MS RACING						YAMAHA	ANDOTRANS TEAM TORRENTÓ						YAMAHA		
1	1:50.022	22.484	33.084	22.167	32.287		1	1:54.313	24.607	34.415	22.614	32.677			
2	1:46.064	19.082	32.791	22.087	32.104	263.9	2	1:48.132	19.478	33.466	22.404	32.784	270.4		
3	1:46.309	19.209	32.847	22.120	32.133	262.6	3	1:48.038	19.413	33.449	22.426	32.750	266.5		
4	1:46.592	19.346	33.090	21.995	32.161	261.3	4	1:48.175	19.450	33.508	22.512	32.705	261.3		
5	1:46.859	19.237	33.098	22.122	32.402	262.0	5	1:48.596	19.613	33.584	22.461	32.938	261.3		
6	1:47.226	19.349	33.190	22.205	32.482	262.6	6	1:48.264	19.507	33.574	22.409	32.774	263.2		
7	1:47.692	19.448	33.208	22.283	32.753	263.9	7	1:48.254	19.464	33.551	22.465	32.774	266.5		
8	1:47.353	19.634	33.318	22.026	32.375	252.8	8	1:48.647	19.401	33.725	22.797	32.724	270.4		
9	1:46.838	19.032	33.195	22.258	32.353	272.5	9	1:48.397	19.342	33.606	22.518	32.931	269.8		
10	1:47.728	19.368	33.689	22.180	32.491	257.0	10	1:49.668	19.669	33.655	22.918	33.426	258.9		
11	1:46.824	19.322	33.109	22.020	32.373	265.8	11	1:49.285	19.593	34.115	22.599	32.978	265.2		
12	1:47.203	19.207	33.142	22.149	32.705	269.8	12	1:48.856	19.865	33.653	22.463	32.875	264.5		
13	1:47.231	19.125	33.148	22.271	32.687	269.8	13	1:49.884	20.149	34.232	22.523	32.980	269.1		
14	1:46.912	19.253	33.154	22.128	32.377	267.8	14	1:48.575	19.652	33.549	22.558	32.816	262.6		
15	1:46.882	19.193	33.208	22.094	32.387	271.1	15	1:48.417	19.411	33.451	22.478	33.077	262.6		
16	1:47.002	19.081	33.221	22.038	32.662	273.9	16	1:48.171	19.394	33.496	22.517	32.764	268.4		



Supersport

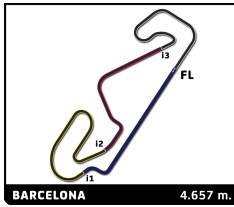
ESBK CIRCUIT DE BARCELONA-CATALUNYA

Carrera 2

Sector Analysis

— Invalidated Lap ■ Personal Best ■ Session Best B Crossing the pit lane

Lap	Time	Sector 1	Sector 2	Sector 3	Sector 4	T.Spd	Lap	Time	Sector 1	Sector 2	Sector 3	Sector 4	T.Spd
18 Aleix VIU ESP													
EASYRACE TEAM							YAMAHA						
1	1:50.571	22.919	33.256	22.129	32.267		2	1:48.095	19.690	33.288	22.330	32.787	271.1
2	1:46.438	19.307	32.944	22.079	32.108	267.8	3	1:47.631	19.438	33.470	22.349	32.374	269.8
3	1:46.252	19.175	32.889	22.020	32.168	266.5	4	1:47.585	19.397	33.333	22.377	32.478	265.2
4	1:46.471	19.336	32.934	22.004	32.197	263.2	5	1:49.422	19.629	33.644	22.507	33.642	275.2
5	1:46.573	19.216	33.003	22.050	32.304	266.5	6	1:48.355	19.572	33.601	22.492	32.690	264.5
6	1:47.045	19.352	33.199	22.153	32.341	268.4	7	1:48.612	19.715	33.818	22.437	32.642	262.6
7	1:47.466	19.285	33.346	22.170	32.665	270.4	8	1:47.849	19.344	33.504	22.302	32.699	267.1
8	1:46.561	19.042	33.148	22.057	32.314	266.5	9	1:48.273	19.564	33.487	22.434	32.788	260.7
9	1:47.290	19.475	33.085	22.334	32.396	260.1	10	1:47.466	19.343	33.376	22.315	32.432	267.1
10	1:47.201	19.501	33.231	22.171	32.298	258.2	11	1:47.551	19.448	33.298	22.342	32.463	265.2
11	1:47.210	19.468	33.161	22.122	32.459	259.5	12	1:47.865	19.386	33.453	22.461	32.565	266.5
12	1:47.140	19.390	33.139	22.137	32.474	259.5	13	1:48.255	19.510	33.687	22.362	32.696	265.8
13	1:47.181	19.312	33.159	22.136	32.574	260.7	14	1:48.459	19.582	33.603	22.494	32.780	264.5
14	1:47.079	19.316	33.225	22.183	32.355	260.1	15	1:48.553	19.415	33.659	22.596	32.883	263.2
15	1:46.956	19.354	33.230	22.125	32.247	260.1	16	1:48.885	19.559	33.754	22.616	32.956	263.2
16	1:47.304	19.232	33.218	22.113	32.741	261.3							
19 Joan DIAZ ESP													
H43 TEAM NOBBY TALASUR							YAMAHA						
1	1:52.365	23.903	33.566	22.483	32.413								
2	1:47.335	19.378	33.242	22.253	32.462	273.9							
3	1:47.910	19.339	33.164	22.718	32.689	269.1							
4	1:47.577	19.290	33.191	22.233	32.863	271.1							
20 Danny RAAVD DNK													
MDS RACING TEAM							YAMAHA						
1	1:58.987	26.292	35.272	23.507	33.916								
2	1:50.790	19.981	34.159	23.112	33.538	268.4							
3	1:50.759	20.134	34.127	22.972	33.526	262.6							
4	1:51.224	19.942	34.382	23.251	33.649	268.4							
5	1:51.450	19.920	34.502	23.246	33.782	263.9							
21 Eduardo MONTERO ESP													
CASTROMAROTO RACING							YAMAHA						
1	1:58.621	26.504	35.735	23.269	33.113								
2	1:48.815	19.513	33.494	22.772	33.036	269.8							
3	1:48.553	19.591	33.422	22.475	33.065	267.1							
4	1:48.426	19.482	33.457	22.632	32.855	267.8							
5	1:49.333	19.577	33.552	22.969	33.235	267.1							
6	1:48.903	19.694	33.627	22.609	32.973	263.9							
7	1:49.364	19.682	33.935	22.696	33.051	262.0							
8	1:49.387	19.824	33.689	22.699	33.175	261.3							
9	1:49.036	19.953	33.552	22.706	32.825	260.7							
10	1:48.629	19.702	33.528	22.586	32.813	265.2							
11	1:48.627	19.593	33.636	22.614	32.784	266.5							
12	1:48.693	19.616	33.516	22.623	32.938	265.2							
13	1:48.929	19.706	33.681	22.638	32.904	267.1							
14	1:49.768	19.716	33.678	23.314	33.060	265.2							
15	1:48.854	19.648	33.600	22.684	32.922	263.9							
16	1:48.654	19.500	33.576	22.624	32.954	268.4							
22 Matthieu GREGORIO FRA													
TECH SOLUTIONS							YAMAHA						
1	1:54.891	24.802	34.655	22.620	32.814								
2	1:48.370	19.464	33.603	22.529	32.774	273.2							
3	1:47.931	19.452	33.494	22.399	32.586	271.1							
4	1:48.536	19.440	33.602	22.535	32.959	270.4							
5	1:48.417	19.458	33.573	22.458	32.928	264.5							
6	1:48.419	19.495	33.728	22.398	32.798	265.2							
7	1:48.474	19.417	33.698	22.469	32.890	265.8							
8	1:49.115	19.559	34.027	22.596	32.933	263.9							
9	1:48.629	19.638	33.752	22.351	32.888	267.8							
10	1:48.531	19.440	33.671	22.418	33.002	268.4							
11	1:49.048	19.576	33.811	22.627	33.034	272.5							
12	1:48.669	19.510	33.837	22.426	32.896	264.5							
13	1:48.666	19.392	33.732	22.488	33.054	269.1							
14	1:48.774	19.507	33.759	22.517	32.991	268.4							
15	1:48.902	19.392	33.651	22.521	33.338	269.1							
16	1:49.091	19.642	33.839	22.472	33.138	265.2							
23 Daniel VALLE ESP													
YAMAHA MS RACING							YAMAHA						
1	1:49.986	22.242	33.105	22.241	32.398								
2	1:46.559	19.355	32.807	22.233	32.164	262.0							
3	1:46.353	19.099	32.746	22.165	32.343	268.4							
4	1:46.585	19.167	32.995	22.138	32.285	267.8							
5	1:46.705	19.142	32.908	22.193	32.462	267.1							
6	1:47.081	19.240	33.120	22.272	32.449	270.4							
7	1:47.360	19.091	33.246	22.278	32.745	271.1							
8	1:47.345	19.602	33.090	22.284	32.369	252.8							
9	1:47.406	19.377	33.142	22.311	32.576	264.5							
10	1:47.478	19.207	33.615	22.247	32.409	269.1							



Supersport

ESBK CIRCUIT DE BARCELONA-CATALUNYA

Carrera 2

Sector Analysis

— Invalidated Lap ■ Personal Best ■ Session Best B Crossing the pit lane

Lap	Time	Sector 1	Sector 2	Sector 3	Sector 4	T.SpD	Lap	Time	Sector 1	Sector 2	Sector 3	Sector 4	T.SpD
15	1:48.883	19.572	33.701	22.594	33.016	259.5	15	1:49.701	19.527	34.015	22.804	33.355	262.0
16	1:48.934	19.459	33.826	22.611	33.038	263.9	16	1:50.234	19.735	34.208	22.837	33.454	260.7

52 Guillem ERILL ESP						
DEZA - BOX77 RACING TEAM			KAWASAKI			
1	1:51.794	23.584	33.354	22.373	32.483	
2	1:47.188	19.302	33.058	22.324	32.504	268.4
3	1:47.520	19.409	33.190	22.412	32.509	268.4
4	1:48.075	19.486	33.284	22.597	32.708	261.3
5	1:48.585	19.788	33.676	22.439	32.682	259.5
6	1:47.949	19.727	33.241	22.295	32.686	268.4
7	1:48.180	19.578	33.518	22.439	32.645	265.2
8	1:47.461	19.455	33.296	22.339	32.371	266.5
9	1:47.829	19.692	33.250	22.363	32.524	258.2
10	1:47.508	19.543	33.167	22.338	32.460	262.0
11	1:47.493	19.454	33.236	22.248	32.555	262.0
12	1:47.384	19.421	33.157	22.303	32.503	263.2
13	1:47.556	19.430	33.265	22.326	32.535	266.5
14	1:48.567	19.830	33.281	22.433	33.023	263.2
15	1:48.031	19.652	33.457	22.344	32.578	260.1
16	1:47.872	19.488	33.454	22.325	32.605	263.9

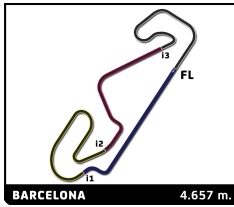
55 Alex TOLEDO ESP						
ANTONIBARCELONA XCTECH			YAMAHA			
1	1:53.939	24.178	34.480	22.465	32.816	
2	1:48.261	19.591	33.461	22.513	32.696	266.5
3	1:48.665	19.800	33.645	22.512	32.708	258.9
4	1:49.049	19.916	33.902	22.597	32.634	260.1
5	1:48.343	19.555	33.612	22.498	32.678	267.1
6	1:48.460	19.650	33.716	22.433	32.661	267.1
7	1:48.485	19.575	33.729	22.485	32.696	263.9
8	1:48.478	19.571	33.709	22.538	32.660	269.8
9	1:48.297	19.580	33.526	22.545	32.646	262.6
10	1:48.856	19.601	33.598	22.617	33.040	260.7
11	1:48.490	19.466	33.725	22.472	32.827	269.1
12	1:48.551	19.597	33.602	22.569	32.783	256.4
13	1:49.157	19.885	33.798	22.647	32.827	256.4
14	1:48.816	19.967	33.681	22.492	32.676	257.0
15	1:48.361	19.458	33.570	22.593	32.740	262.0
16	1:48.813	19.595	33.784	22.485	32.949	257.6

53 Daniel GONZALEZ ESP						
SP57 RACING TEAM			YAMAHA			
1	1:56.256	25.589	34.530	23.051	33.086	
2	1:49.555	19.825	33.761	22.890	33.079	262.0
3	1:49.999	20.111	33.973	22.753	33.162	264.5
4	1:49.707	20.167	33.878	22.733	32.929	264.5
5	1:49.370	20.103	33.595	22.772	32.900	265.2
6	1:49.305	19.881	33.742	22.721	32.961	261.3
7	1:49.482	19.787	33.920	22.693	33.082	260.1
8	1:49.134	19.773	33.833	22.611	32.917	260.7
9	1:49.584	19.787	33.819	22.774	33.204	262.0
10	1:49.511	19.992	33.657	22.864	32.998	259.5
11	1:49.570	19.902	33.745	22.784	33.139	256.4
12	1:49.693	19.961	33.931	22.728	33.073	256.4
13	1:49.587	19.887	33.839	22.784	33.077	257.0
14	1:49.643	19.893	34.009	22.746	32.995	254.6
15	1:49.973	19.844	33.802	23.116	33.211	257.0
16	1:50.563	20.029	33.966	22.984	33.584	255.8

56 Marius HENRY FRA						
TECH SOLUTIONS			YAMAHA			
1	1:59.332	26.694	35.334	23.551	33.753	
2	1:51.364	20.124	34.438	23.102	33.700	264.5
3	1:51.516	20.223	34.418	23.155	33.720	259.5
4	1:51.577	20.315	34.538	23.130	33.594	257.0
5	1:51.402	20.242	34.345	23.094	33.721	255.8
6	1:52.505	20.220	35.023	23.379	33.883	257.6
7	1:52.350	20.353	34.860	23.252	33.885	252.8
8	1:51.815	20.169	34.626	23.299	33.721	254.0
9	1:52.408	20.491	34.804	23.187	33.926	253.4
10	1:52.270	20.314	34.710	23.237	34.009	251.7
11	1:52.410	20.347	34.836	23.151	34.076	252.8
12	1:52.437	20.320	34.862	23.288	33.967	252.3
13	1:52.657	20.351	34.789	23.386	34.131	254.0
14	1:52.707	20.222	34.923	23.408	34.154	252.8
15	1:53.079	20.470	35.014	23.431	34.164	252.3
16	1:53.042	20.387	35.043	23.347	34.265	250.5

54 Michal BULIK SVK						
NEW2 PROJECT			YAMAHA			
1	1:52.866	24.050	33.732	22.424	32.660	
2	1:47.721	19.527	33.304	22.331	32.559	263.9
3	1:48.218	19.341	33.596	22.670	32.611	267.8
4	1:48.257	19.728	33.528	22.418	32.583	265.8
5	1:49.061	19.581	33.755	22.575	33.150	267.8
6	1:48.870	19.514	33.693	22.760	32.903	269.1
7	1:48.533	19.325	33.889	22.567	32.752	269.8
8	1:48.703	19.443	33.812	22.647	32.801	269.1
9	1:48.935	19.667	33.841	22.562	32.865	263.9
10	1:49.560	19.662	33.887	22.722	33.289	264.5
11	1:51.502	21.578	34.382	22.600	32.942	271.1
12	1:48.444	19.460	33.586	22.495	32.903	262.6
13	1:49.756	19.463	33.875	22.500	33.918	264.5
14	1:49.159	19.506	33.811	22.671	33.171	262.6

57 Kenny KOSKINEN FIN						
KALLIO RACING JUNIOR TEAM			YAMAHA			
1	1:55.295	24.961	34.632	22.811	32.891	
2	1:49.245	19.841	33.664	22.756	32.984	262.0
3	1:49.636	19.785	33.696	22.875	33.280	260.1
4	1:49.692	19.822	33.709	22.939	33.222	260.1
5	1:49.802	19.760	33.825	22.789	33.428	258.2
6	1:49.638	19.962	33.842	22.711	33.123	259.5
7	1:49.669	19.777	33.839	22.842	33.211	261.3
8	1:49.729	19.904	33.884	22.720	33.221	258.9
9	1:49.810	19.783	33.819	22.747	33.461	260.1
10	1:49.608	19.641	33.982	22.810	33.175	258.9
11	1:49.646	19.840	33.933	22.728	33.145	260.7
12	1:49.905	19.847	33.940	22.781	33.337	260.1
13	1:49.431	19.685	33.851	22.743	33.152	260.7
14	1:49.673	19.724	34.079	22.711	33.159	258.9



Supersport

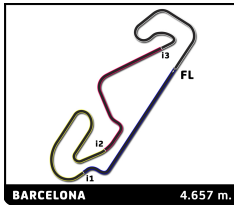
ESBK CIRCUIT DE BARCELONA-CATALUNYA

Carrera 2

Sector Analysis

— Invalidated Lap ■ Personal Best ■ Session Best B Crossing the pit lane

Lap	Time	Sector 1	Sector 2	Sector 3	Sector 4	T.Sp	Lap	Time	Sector 1	Sector 2	Sector 3	Sector 4	T.Sp
15	1:49.733	19.614	33.840	23.240	33.039	260.7	11	1:48.345	19.297	33.520	22.435	33.093	264.5
16	1:49.688	19.673	33.905	22.797	33.313	257.6	12	1:48.754	19.395	33.645	22.558	33.156	263.9
64	Davide FABBRI					ITA	13	1:49.227	19.418	33.957	22.631	33.221	264.5
	H43 TEAM NOBBY					YAMAHA	14	1:48.543	19.479	33.533	22.600	32.931	263.2
1	1:57.066	25.239	34.729	23.084	34.014		15	1:48.628	19.168	33.704	22.650	33.106	265.8
2	1:50.270	20.248	33.733	22.867	33.422	262.0	16	1:48.883	19.443	33.647	22.735	33.058	261.3
3	1:50.055	20.071	33.886	22.913	33.185	260.7	77	Andrea SIBAJA					ESP
4	1:50.048	20.134	33.901	22.759	33.254	261.3		DEZA - BOX 77 RACING TEAM					KAWASAKI
5	1:49.504	19.941	33.627	22.655	33.281	258.9	1	2:03.541	27.081	37.007	24.408	35.045	
6	1:51.313	19.992	34.659	22.996	33.666	257.6	2	1:54.435	20.398	35.197	23.957	34.883	260.1
7	1:51.352	20.295	34.432	22.926	33.699	259.5	3	1:54.878	20.492	35.339	24.229	34.818	259.5
8	1:50.942	19.998	34.089	22.958	33.897	256.4	4	1:54.726	20.461	35.316	24.112	34.837	257.0
9	1:50.804	20.114	33.932	22.748	34.010	255.8	5	1:54.759	20.249	35.327	24.141	35.042	258.2
10	1:50.167	20.001	33.800	22.836	33.530	253.4	6	1:55.749	20.576	35.911	24.223	35.039	256.4
11	1:50.453	20.080	34.096	22.776	33.501	263.2	7	1:55.998	20.704	35.964	24.369	34.961	255.2
12	1:50.822	20.260	33.986	22.772	33.804	267.8	8	1:55.261	20.395	35.840	24.317	34.709	256.4
13	1:50.151	20.047	34.088	22.843	33.173	258.2	9	1:55.565	20.580	35.710	24.165	35.110	255.2
14	1:50.286	19.730	34.172	22.832	33.552	258.9	10	1:55.473	20.807	35.509	24.307	34.850	254.6
15	1:49.890	19.826	34.014	22.576	33.474	258.9	11	1:55.505	20.461	35.616	24.245	35.183	257.0
16	1:50.267	19.858	33.946	23.028	33.435	257.0	12	2:02.883	20.477	35.911	23.973	42.522	255.8
71	Kimi PATOVA					FIN	13	2:19.099	31.232	47.782	24.906	35.179	257.6
	RAM RACING YAMAHA					YAMAHA	14	1:55.084	20.391	35.594	24.229	34.870	259.5
1	1:54.451	24.550	34.353	22.869	32.679		15	1:55.596	20.198	36.131	24.212	35.055	260.1
73	Pedro M. DA SILVA					PRT	78	Angel HEREDIA					ESP
	STAND OS PUTOS RACING TEAM					YAMAHA		MDR SPAINCIRCUITS					YAMAHA
1	1:58.012	25.869	35.141	23.304	33.698		1	1:55.556	24.718	34.975	23.066	32.797	
2	1:50.831	19.863	34.157	23.116	33.695	269.1	2	1:49.342	19.790	33.786	22.545	33.221	271.8
3	1:51.338	19.881	34.335	23.166	33.956	265.8	3	1:48.876	19.591	33.658	22.777	32.850	265.2
4	1:51.154	20.124	34.359	23.258	33.413	263.2	4	1:48.047	19.709	33.181	22.593	32.564	261.3
5	1:51.410	20.090	34.468	23.247	33.605	263.9	5	1:48.090	19.528	33.187	22.560	32.815	262.6
6	1:51.350	19.943	34.429	23.269	33.709	264.5	6	1:48.120	19.490	33.293	22.634	32.703	263.9
7	1:52.273	20.142	34.801	23.350	33.980	262.0	7	1:48.147	19.483	33.353	22.660	32.651	265.2
8	1:52.383	20.099	34.706	23.745	33.833	261.3	8	1:48.041	19.391	33.462	22.487	32.701	265.2
9	1:52.469	20.243	34.721	23.436	34.069	258.9	9	1:48.141	19.458	33.246	22.461	32.976	267.8
10	1:52.503	20.262	34.738	23.417	34.086	257.0	10	1:48.740	19.619	33.454	22.720	32.947	267.1
11	1:52.414	20.076	34.835	23.331	34.172	259.5	11	1:49.400	19.635	33.851	22.744	33.170	270.4
12	1:52.761	20.101	34.987	23.453	34.220	257.6	12	1:49.098	19.721	33.715	22.601	33.061	269.1
13	1:52.400	20.142	34.734	23.421	34.103	258.9	13	1:49.446	19.646	34.095	22.638	33.067	265.2
14	1:52.547	20.256	34.679	23.496	34.116	257.6	14	1:48.593	19.516	33.619	22.558	32.900	263.9
15	1:52.278	20.138	34.591	23.519	34.030	257.6	15	1:48.424	19.441	33.572	22.577	32.834	263.9
16	1:52.967	20.279	34.740	23.544	34.404	255.2	16	1:48.849	19.506	33.661	22.595	33.087	265.2
74	Ludovic CAUCHI					FRA	81	Felix NASSI					FIN
	TEAM MRS					YAMAHA		MDR SPAINCIRCUITS					YAMAHA
1	1:51.224	23.096	33.330	22.310	32.488		1	1:57.354	25.880	34.897	22.958	33.619	
2	1:47.651	19.223	33.234	22.431	32.763	267.1	2	1:49.713	19.789	33.712	22.981	33.231	270.4
3	1:48.660	19.749	33.496	22.554	32.861	264.5	3	1:51.466	19.810	34.214	23.904	33.538	264.5
4	1:47.912	19.499	33.414	22.377	32.622	268.4	4	1:49.886	19.690	33.864	22.887	33.445	265.2
5	1:49.332	19.510	33.506	22.555	33.761	275.9	5	1:50.498	19.917	34.161	22.922	33.498	263.9
6	1:48.483	19.449	33.452	22.829	32.753	263.2	6	1:50.052	19.740	34.017	22.868	33.427	265.8
7	1:48.487	19.645	33.767	22.472	32.603	266.5	7	1:50.686	19.778	34.536	22.939	33.433	263.9
8	1:47.894	19.147	33.479	22.352	32.916	266.5	8	1:50.555	19.809	34.163	22.857	33.726	259.5
9	1:48.305	19.515	33.484	22.451	32.855	265.8	9	1:49.997	19.720	34.075	22.829	33.373	260.1
10	1:48.678	19.587	33.464	22.646	32.981	265.8	10	1:50.455	20.129	34.080	22.909	33.337	259.5
							11	1:50.841	20.003	34.205	23.028	33.605	259.5



Supersport

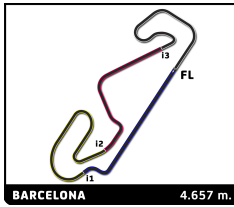
ESBK CIRCUIT DE BARCELONA-CATALUNYA

Carrera 2

Sector Analysis

— Invalidated Lap ■ Personal Best ■ Session Best B Crossing the pit lane

Lap	Time	Sector 1	Sector 2	Sector 3	Sector 4	T.Spd	Lap	Time	Sector 1	Sector 2	Sector 3	Sector 4	T.Spd
12	1:50.349	19.762	34.221	22.893	33.473	262.6							
13	1:50.292	19.790	34.211	22.910	33.381	259.5							
14	1:50.169	19.876	34.008	22.889	33.396	258.2							
15	1:50.329	19.918	33.987	22.931	33.493	261.3							
16	1:50.218	19.985	34.141	22.869	33.223	258.2							
85 Pedro N. ROMERO PRT							92 Nil ROIG ESP						
YAMAHA GV STRATOS							SP57 RACING TEAM						
YAMAHA							YAMAHA						
1	1:51.659	23.294	33.532	22.399	32.434		1	1:53.350	24.140	33.780	22.397	33.033	
2	1:47.630	19.660	33.252	22.340	32.378	265.8	2	1:48.273	19.401	33.520	22.547	32.805	271.8
3	1:47.489	19.435	33.214	22.440	32.400	263.9	3	1:47.967	19.373	33.390	22.529	32.675	267.1
4	1:48.327	19.516	33.377	22.416	33.018	262.0	4	1:47.864	19.263	33.375	22.301	32.925	269.1
5	1:48.110	19.676	33.500	22.338	32.596	265.2	5	1:48.960	19.346	33.639	22.586	33.389	272.5
6	1:47.794	19.469	33.318	22.349	32.658	266.5	6	1:48.449	19.472	33.517	22.650	32.810	271.1
7	1:48.191	19.505	33.953	22.243	32.490	262.6	7	1:48.505	19.286	33.693	22.493	33.033	269.1
8	1:47.784	19.688	33.410	22.309	32.377	259.5	8	1:48.577	19.429	33.702	22.574	32.872	267.1
9	1:47.726	19.646	33.352	22.311	32.417	262.6	9	1:49.013	19.543	33.960	22.643	32.867	265.8
10	1:47.805	19.554	33.446	22.381	32.424	264.5	10	1:49.356	19.714	33.763	22.800	33.079	253.4
11	1:47.428	19.382	33.273	22.314	32.459	260.7	11	1:49.114	19.457	34.000	22.697	32.960	264.5
12	1:47.647	19.378	33.436	22.280	32.553	263.2	12	1:48.712	19.749	33.661	22.498	32.804	255.2
13	1:47.428	19.373	33.293	22.321	32.441	260.7	13	1:49.211	19.539	34.140	22.630	32.902	268.4
14	1:48.153	19.594	33.426	22.288	32.845	264.5	14	1:48.775	19.484	33.903	22.623	32.765	257.0
15	1:47.673	19.451	33.374	22.353	32.495	261.3	15	1:48.606	19.424	33.690	22.573	32.919	267.1
16	1:47.782	19.515	33.424	22.266	32.577	257.0	16	1:49.160	19.415	33.745	23.047	32.953	267.1
86 Mario MAYOR ESP							93 Mathias POULSEN DNK						
ANDOTRANS TEAM TORRENTÓ							MDS RACING TEAM						
YAMAHA							HONDA						
1	1:56.600	25.406	34.836	23.042	33.316		1	1:52.120	23.430	33.580	22.597	32.513	
2	1:49.207	19.792	33.733	22.805	32.877	268.4	2	1:48.000	19.388	33.303	22.415	32.894	271.1
3	1:50.046	19.974	33.939	22.834	33.299	265.8	3	1:48.415	19.442	33.798	22.571	32.604	268.4
4	1:49.326	19.857	33.801	22.723	32.945	262.6	4	1:48.303	19.461	33.496	22.531	32.815	268.4
5	1:53.047	22.416	34.546	22.917	33.168	263.2	5	1:49.119	19.477	33.792	22.603	33.247	271.1
6	1:50.075	20.135	33.776	22.843	33.321	263.9	6	1:48.150	19.492	33.514	22.472	32.672	268.4
7	1:50.868	20.058	34.483	22.947	33.380	262.0	7	1:48.216	19.439	33.640	22.424	32.713	270.4
8	1:50.956	19.841	34.299	23.034	33.782	260.7	8	1:48.084	19.372	33.543	22.433	32.736	269.8
9	1:50.207	20.077	34.051	22.858	33.221	258.2	9	1:48.123	19.488	33.508	22.437	32.690	265.8
10	1:50.369	19.799	34.399	23.009	33.162	260.7	10	1:48.391	19.487	33.506	22.587	32.811	266.5
11	1:50.737	20.116	34.184	22.927	33.510	259.5	11	1:48.482	19.412	33.613	22.526	32.931	267.1
12	1:50.439	19.938	34.187	22.909	33.405	260.7	12	1:48.691	19.529	33.595	22.589	32.978	265.2
13	1:50.321	19.906	34.155	22.898	33.362	259.5	13	1:49.096	19.582	33.755	22.695	33.064	266.5
14	1:50.177	19.936	34.082	22.864	33.295	259.5	14	1:48.675	19.462	33.648	22.616	32.949	269.8
15	1:50.348	20.005	34.128	22.764	33.451	258.9	15	1:48.849	19.444	33.676	22.669	33.060	267.1
16	1:50.171	20.032	34.054	22.979	33.106	260.1	16	1:48.956	19.490	33.801	22.548	33.117	265.2
91 Mihail FLOROV BGR							94 Andres P. GONZALEZ ARG						
YAMAHA GV STRATOS							EASYPACE TEAM						
YAMAHA							YAMAHA						
1	1:59.257	26.479	35.369	23.623	33.786		1	1:57.570	25.737	35.143	23.104	33.586	
2	1:50.731	19.959	34.416	23.075	33.281	269.8	2	1:50.250	20.091	33.805	22.914	33.440	270.4
3	1:50.355	19.754	34.050	22.973	33.578	268.4	3	1:49.911	19.875	33.963	23.013	33.060	268.4
4	1:50.302	19.698	34.324	22.855	33.425	269.8	4	1:49.003	19.650	33.598	22.832	32.923	269.1
5	1:50.659	19.944	34.194	22.981	33.540	260.7	5	1:49.126	19.946	33.600	22.653	32.927	269.8
6	1:50.517	19.800	34.280	22.942	33.495	262.6	6	1:48.486	19.612	33.459	22.655	32.760	263.2
7	1:50.732	19.813	34.419	23.031	33.469	261.3	7	1:48.785	19.455	33.665	22.720	32.945	264.5
8	1:50.596	19.780	34.490	22.967	33.359	263.2	8	1:48.557	19.547	33.585	22.568	32.857	264.5
9	1:49.960	19.809	34.148	22.733	33.270	260.1	9	1:49.070	19.901	33.617	22.537	33.015	265.8
10	1:50.112	19.930	34.112	22.839	33.231	257.0	10	1:48.615	19.641	33.568	22.599	32.807	263.9
11	2:19.942 B	19.937	35.353	28.668	55.984	255.2	11	1:48.744	19.578	33.559	22.625	32.982	263.9
96 David SANCHIS ESP							96 David SANCHIS ESP						
MRE TALENT							MRE TALENT						
YAMAHA							YAMAHA						
1	1:51.416	23.254	33.325	22.395	32.442		1	1:51.416	23.254	33.325	22.395	32.442	
2	1:47.522	19.288	33.160	22.380	32.694	269.8	2	1:47.522	19.288	33.160	22.380	32.694	269.8



Supersport

ESBK CIRCUIT DE BARCELONA-CATALUNYA

Carrera 2

Sector Analysis

— Invalidated Lap

■ Personal Best

■ Session Best

B Crossing the pit lane

Lap	Time	Sector 1	Sector 2	Sector 3	Sector 4	T.Spd	Lap	Time	Sector 1	Sector 2	Sector 3	Sector 4	T.Spd
3	1:47.416	19.172	33.300	22.357	32.587	263.9							
4	1:48.576	19.723	33.382	22.590	32.881	257.0							
5	1:48.051	19.722	33.288	22.462	32.579	265.2							
6	1:47.938	19.474	33.306	22.436	32.722	264.5							
7	1:47.926	19.468	33.418	22.341	32.699	262.0							
8	1:47.863	19.408	33.396	22.400	32.659	263.2							
9	1:48.478	19.515	33.548	22.499	32.916	259.5							
10	1:48.311	19.535	33.433	22.580	32.763	263.9							
11	1:48.549	19.510	33.505	22.596	32.938	262.6							
12	1:48.607	19.511	33.594	22.579	32.923	261.3							
13	1:48.956	19.600	33.667	22.566	33.123	261.3							
14	1:48.538	19.499	33.569	22.513	32.957	265.2							
15	1:49.161	19.476	33.895	22.736	33.054	263.2							
16	1:49.172	19.503	33.866	22.626	33.177	263.2							