

SBK Junior

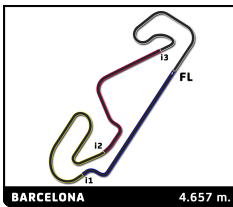
ESBK CIRCUIT DE BARCELONA-CATALUNYA

Entrenamiento Libre 4

Sector Analysis

Sector Analysis								Sector Analysis								
Lap	Time	Sector 1	Sector 2	Sector 3	Sector 4	Elapsed		Lap	Time	Sector 1	Sector 2	Sector 3	Sector 4	Elapsed		
2	Natalia RIVERA							ESP	5	1:58.013	22.288	35.922	25.053	34.750	13:05.195	
							I+DENT RACING TEAM								YAMAHA	
1	2:21.614	38.422	38.199	26.554	38.439	2:21.614	6	1:57.808	22.550	35.746	25.043	34.469	15:03.003			
2	2:03.180	23.819	37.019	26.090	36.252	4:24.794	7	2:12.950	22.786	36.367	27.107	46.690	17:15.953			
3	2:04.534	23.511	37.748	26.336	36.939	6:29.328	8	8:32.942	6:55.983	36.323	25.390	35.246	25:48.895			
4	2:02.489	23.309	37.225	26.034	35.921	8:31.817	9	1:57.922	22.643	35.527	24.902	34.850	27:46.817			
5	2:03.071	23.706	37.090	26.275	36.000	10:34.888	10	1:58.303	22.827	35.868	24.944	34.664	29:45.120			
6	2:11.077	23.624	37.027	26.890	43.536	12:45.965	11	2:00.210	22.827	35.663	27.176	34.544	31:45.330			
7	3:13.051	1:34.293	36.863	25.755	36.140	15:59.016	12	2:02.543	22.588	37.619	27.175	35.161	33:47.873			
8	2:01.751	23.531	36.854	25.788	35.578	18:00.767	13	2:01.711	22.184	35.932	25.089	38.506	35:49.584			
9	2:02.090	23.259	37.206	25.841	35.784	20:02.857	14	1:57.563	22.560	35.798	24.916	34.289	37:47.147			
10	2:01.569	23.293	36.841	25.795	35.640	22:04.426	15	1:57.891	22.193	35.870	24.718	35.110	39:45.038			
11	2:02.002	23.374	36.577	25.875	36.176	24:06.428	16	1:58.465	22.462	35.858	25.321	34.824	41:43.503			
12	2:00.808	23.208	36.662	25.664	35.274	26:07.236	15 Aaron GARCIA ESP									
13	2:00.244	22.942	36.348	25.564	35.390	28:07.480								TJT RACING	KAWASAKI	
14	2:00.816	23.353	36.461	25.568	35.434	30:08.296	1	2:29.823	35.659	40.236	31.082	42.846	2:29.823			
15	2:01.804	22.740	37.791	25.709	35.564	32:10.100	2	2:02.754	23.727	37.517	26.007	35.503	4:32.577			
16	2:01.064	23.137	36.683	25.664	35.580	34:11.164	3	2:01.498	23.181	36.947	25.700	35.670	6:34.075			
17	2:03.098	23.447	36.740	25.877	37.034	36:14.262	4	2:06.912	23.516	38.698	26.946	37.752	8:40.987			
18	2:02.401	23.653	37.015	25.952	35.781	38:16.663	5	2:04.027	23.255	37.365	27.301	36.106	10:45.014			
19	2:00.748	23.429	36.488	25.697	35.134	40:17.411	6	1:59.976	22.861	36.437	25.528	35.150	12:44.990			
4 Eric FERNANDEZ ESP								7	2:17.645	23.124	42.157	25.657	46.707	15:02.635		
							TEAM SPEED RACING								KAWASAKI	
1	2:48.413	1:11.531	36.257	25.053	35.572	2:48.413	8	6:19.912	4:36.413	42.095	25.821	35.583	21:22.547			
2	1:56.502	22.127	35.650	24.577	34.148	4:44.915	9	2:07.691	23.133	37.825	31.080	35.653	23:30.238			
3	1:56.899	22.260	35.563	24.578	34.498	6:41.814	10	2:09.734	23.269	44.982	25.896	35.587	25:39.972			
4	1:58.013	22.565	36.520	24.736	34.192	8:39.827	11	2:00.484	22.925	36.937	25.433	35.189	27:40.456			
5	1:56.752	22.198	35.713	24.560	34.281	10:36.579	12	2:07.374	23.092	36.963	25.410	41.909	29:47.830			
6	1:59.022	23.184	36.406	25.019	34.413	12:35.601	13	3:38.382	1:59.329	37.477	25.909	35.667	33:26.212			
7	1:57.860	22.903	35.897	24.818	34.242	14:33.461	14	2:02.093	23.397	37.098	25.950	35.648	35:28.305			
8	2:05.857	22.640	37.078	25.722	40.417	16:39.318	15	2:02.271	23.412	37.163	25.845	35.851	37:30.576			
9	8:14.684	6:16.336	37.338	25.500	55.510	24:54.002	16	2:36.391	48.671	44.030	27.314	36.376	40:06.967			
10	2:33.901	39.449	36.999	27.028	50.425	27:27.903	16 Michal A. BUDZIASZEK POL									
6 Guilherme MARQUES PRT															I+DENT RACING TEAM	YAMAHA
							MIGUEL OLIVEIRA FAN CLUB									
1	3:02.482	1:07.756	39.292	26.437	48.997	3:02.482	1	2:30.693	50.073	37.725	26.543	36.352	2:30.693			
2	6:23.863	4:40.979	40.526	26.196	36.162	9:26.345	2	2:02.799	23.666	37.209	26.069	35.855	4:33.492			
3	2:02.984	23.947	37.239	25.870	35.928	11:29.329	3	2:02.246	23.632	36.974	25.707	35.933	6:35.738			
4	2:02.988	23.844	37.163	25.990	35.991	13:32.317	4	2:02.866	23.635	37.310	26.068	35.853	8:38.604			
5	2:15.276	23.923	37.775	26.211	47.367	15:47.593	5	2:02.033	23.754	36.715	25.891	35.673	10:40.637			
6	13:49.952	...	38.376	25.822	35.873	29:37.545	6	2:02.369	23.690	36.910	26.054	35.715	12:43.006			
7	2:02.379	23.684	37.195	26.012	35.488	31:39.924	7	2:02.568	23.698	37.076	25.999	35.795	14:45.574			
8	2:02.194	23.534	36.996	25.847	35.817	33:42.118	8	2:17.855	24.004	37.251	26.164	50.436	17:03.429			
9	2:03.410	23.733	36.736	25.837	37.104	35:45.528	9	5:20.567	3:40.821	37.353	26.392	36.001	22:23.996			
10	2:01.426	23.018	37.025	25.579	35.804	37:46.954	10	2:03.382	23.770	37.021	26.395	36.196	24:27.378			
11	2:02.166	23.386	37.165	25.874	35.741	39:49.120	11	2:03.684	23.739	37.575	26.490	35.880	26:31.062			
12	2:02.158	23.529	36.839	26.011	35.779	41:51.278	17 Samuel DIAZ ESP									
8 Carlos GIMENEZ ESP															TECNIRACING	KAWASAKI
							ARCO-MOTOR UNIVERSITY TEAM									
1	3:03.724	1:19.759	37.810	28.268	37.887	3:03.724	1	2:06.930	27.625	37.958	25.812	35.535	2:06.930			
2	2:16.505	23.068	36.218	28.654	48.565	5:20.229	2	1:59.976	23.015	36.445	25.270	35.246	4:06.906			
3	3:48.242	2:09.204	37.226	25.808	36.004	9:08.471	3	2:03.779	23.560	36.256	25.341	38.622	6:10.685			
4	1:58.711	23.144	35.716	24.972	34.879	11:07.182	4	3:42.032	22.673	2:01.396	27.573	50.390	9:52.717			
								5	3:13.948	1:32.595	40.695	25.473	35.185	13:06.665		
								6	2:12.412	22.835	36.218	25.686	47.673	15:19.077		
								7	4:48.545	3:02.255	42.340	27.620	36.330	20:07.622		
								8	2:03.423	23.037	36.349	25.752	38.285	22:11.045		
								9	1:59.129	22.762	36.008	25.197	35.162	24:10.174		





SBK Junior
ESBK CIRCUIT DE BARCELONA-CATALUNYA
Entrenamiento Libre 4

Sector Analysis

— Invalidated Lap							■ Personal Best		■ Session Best		B Crossing the pit lane			
Lap	Time	Sector 1	Sector 2	Sector 3	Sector 4	Elapsed	Lap	Time	Sector 1	Sector 2	Sector 3	Sector 4	Elapsed	
10	1:58.706	22.478	36.015	25.232	34.981	26:08.880	8	2:16.192 B	23.782	38.056	26.641	47.713	17:51.092	
11	1:59.449	22.699	36.333	25.194	35.223	28:08.329	9	15:53.247	...	40.576	25.279	35.202	33:44.339	
12	1:59.828	22.815	36.540	25.094	35.379	30:08.157	10	2:01.187	22.185	36.075	25.785	37.142	35:45.526	
13	2:05.667	22.652	41.412	25.495	36.108	32:13.824	11	1:57.633	22.046	36.000	24.786	34.801	37:43.159	
14	1:59.386	22.673	36.062	25.315	35.336	34:13.210	12	1:56.953	22.088	35.829	24.830	34.206	39:40.112	
15	2:02.385	23.286	37.037	26.001	36.061	36:15.595	13	2:01.402	23.026	38.864	24.868	34.644	41:41.514	
16	2:25.013 B	22.951	41.539	26.483	54.040	38:40.608								

18 **Joan SANTOS** ESP
QRG MOTOR RACING KAWASAKI

1	2:42.029	1:02.578	38.187	25.623	35.641	2:42.029
2	1:59.656	22.761	36.441	25.201	35.253	4:41.685
3	2:03.680	22.853	36.740	25.599	38.488	6:45.365
4	2:02.051	22.870	38.506	25.256	35.419	8:47.416
5	2:00.015	22.721	36.695	25.256	35.343	10:47.431
6	2:00.664	22.699	36.719	25.428	35.818	12:48.095
7	2:01.345	22.830	36.684	25.657	36.174	14:49.440
8	2:23.642 B	23.384	38.751	26.026	55.481	17:13.082
9	5:06.012	3:24.997	38.861	26.209	35.945	22:19.094
10	2:01.016	23.076	36.875	25.633	35.432	24:20.110
11	2:14.043 B	22.995	36.984	25.668	48.396	26:34.153
12	2:43.434	1:05.969	36.680	25.453	35.332	29:17.587
13	2:00.155	22.869	36.660	25.308	35.318	31:17.742
14	2:09.285	23.316	42.392	25.515	38.062	33:27.027
15	2:05.711	22.998	39.324	25.797	37.592	35:32.738
16	2:10.193	23.513	45.211	25.662	35.807	37:42.931
17	2:00.966	22.952	37.050	25.566	35.398	39:43.897
18	2:00.146	22.885	36.402	25.480	35.379	41:44.043

20 **Javier CORRAL** ESP
ARCO-MOTOR UNIVERSITY TEAM YAMAHA

1	3:04.598	1:22.646	38.170	26.405	37.377	3:04.598
2	2:00.026	22.839	36.421	25.505	35.261	5:04.624
3	1:59.520	22.948	36.022	25.285	35.265	7:04.144
4	2:04.208	23.624	38.411	25.823	36.350	9:08.352
5	2:00.240	23.723	36.309	25.135	35.073	11:08.592
6	1:59.246	22.923	35.980	25.301	35.042	13:07.838
7	1:58.979	22.944	35.833	25.070	35.132	15:06.817
8	2:22.978 B	24.498	40.604	27.097	50.779	17:29.795
9	8:19.204	6:42.197	36.667	25.255	35.085	25:48.999
10	1:59.239	22.786	35.723	24.823	35.907	27:48.238
11	1:59.881	23.204	36.114	25.216	35.347	29:48.119
12	1:58.191	22.706	35.794	24.985	34.706	31:46.310
13	2:02.317	22.679	36.710	27.254	35.674	33:48.627
14	2:13.497 B	22.555	35.713	24.840	50.389	36:02.124
15	3:23.571	1:42.690	38.367	26.288	36.226	39:25.695
16	2:04.635	23.987	38.418	26.208	36.022	41:30.330

22 **Alejandro CARRION** ESP
DR7 HMAX KAWASAKI

1	2:54.155 B	55.897	37.324	25.695	55.239	2:54.155
2	2:18.337	40.994	36.742	25.251	35.350	5:12.492
3	2:30.183	22.471	1:03.600	28.556	35.556	7:42.675
4	1:58.262	22.603	36.232	24.828	34.599	9:40.937
5	1:58.268	22.543	36.008	24.804	34.913	11:39.205
6	1:57.840	22.492	35.775	25.037	34.536	13:37.045
7	1:57.855	22.497	36.043	24.692	34.623	15:34.900

23 **Jordi RAPOSEIRAS** AND
ILUSION TEAM KAWASAKI

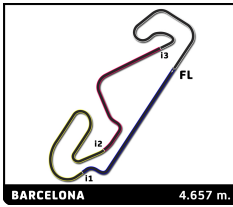
1	2:58.570	1:16.298	38.754	26.707	36.811	2:58.570
2	2:03.542	23.112	37.734	26.078	36.618	5:02.112
3	2:03.022	23.630	37.244	26.023	36.125	7:05.134
4	2:03.161	23.140	37.547	25.952	36.522	9:08.295
5	2:02.284	23.937	37.007	25.618	35.722	11:10.579
6	2:01.120	22.827	36.867	25.766	35.660	13:11.699
7	2:01.197	22.987	36.840	25.696	35.674	15:12.896
8	2:17.835 B	22.763	37.517	28.303	49.252	17:30.731
9	7:15.183	5:34.673	38.213	26.243	36.054	24:45.914
10	2:01.999	23.159	37.136	25.835	35.869	26:47.913
11	2:01.610	23.137	37.081	25.588	35.804	28:49.523
12	2:01.638	23.113	36.859	25.748	35.918	30:51.161
13	2:01.313	23.160	36.733	25.666	35.754	32:52.474
14	2:01.333	23.210	36.760	25.681	35.682	34:53.807
15	2:01.158	22.998	36.714	25.710	35.736	36:54.965
16	2:00.949	23.135	36.732	25.591	35.491	38:55.914
17	2:00.355	22.839	36.723	25.446	35.347	40:56.269

26 **Jose M. OSUNA** ESP
DEZA BOX 77 RACING TEAM KAWASAKI

1	5:08.880	3:30.351	37.244	25.637	35.648	5:08.880
2	1:59.873	22.951	36.489	25.256	35.177	7:08.753
3	1:59.822	22.847	36.106	25.020	35.849	9:08.575
4	1:58.410	22.336	36.253	24.908	34.913	11:06.985
5	1:58.132	22.404	35.878	24.943	34.907	13:05.117
6	2:03.915	26.139	37.386	25.282	35.108	15:09.032
7	1:59.272	22.774	36.117	25.281	35.100	17:08.304
8	2:14.741 B	22.915	36.218	25.151	50.457	19:23.045
9	7:53.606	6:15.068	36.617	25.508	36.413	27:16.651
10	1:59.306	22.867	36.267	25.159	35.013	29:15.957
11	1:58.897	22.743	36.046	24.952	35.156	31:14.854
12	2:10.888	29.594	38.498	25.393	37.403	33:25.742
13	2:15.074 B	23.012	36.235	25.354	50.473	35:40.816
14	3:31.922	1:52.917	38.365	25.556	35.084	39:12.738
15	1:59.102	22.739	36.029	25.440	34.894	41:11.840

27 **Alvaro DIAZ** ESP
ARCO-MOTOR UNIVERSITY TEAM YAMAHA

1	9:08.393	7:29.278	37.295	25.904	35.916	9:08.393
2	1:57.853	22.961	35.922	24.797	34.173	11:06.246
3	1:56.661	22.375	35.455	24.681	34.150	13:02.907
4	1:57.711	22.751	36.165	24.690	34.105	15:00.618
5	1:56.257	22.152	35.339	24.683	34.083	16:56.875
6	2:12.637 B	22.780	36.592	26.143	47.122	19:09.512
7	6:39.552	5:02.982	36.328	25.220	35.022	25:49.064
8	1:56.723	22.276	35.296	25.075	34.076	27:45.787
9	2:00.284	22.702	37.183	25.358	35.041	29:46.071
10	1:56.060	21.999	35.352	24.742	33.967	31:42.131



SBK Junior

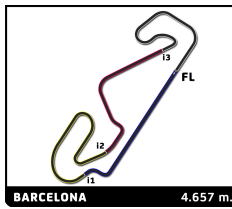
ESBK CIRCUIT DE BARCELONA-CATALUNYA

Entrenamiento Libre 4

Sector Analysis

— Invalidated Lap ■ Personal Best ■ Session Best B Crossing the pit lane

Lap	Time	Sector 1	Sector 2	Sector 3	Sector 4	Elapsed	Lap	Time	Sector 1	Sector 2	Sector 3	Sector 4	Elapsed
11	2:04.345	22.563	37.778	26.776	37.228	33:46.476	10	2:00.942	23.236	36.854	25.592	35.260	26:07.654
12	1:56.791	22.153	35.177	24.799	34.662	35:43.267	11	1:59.979	22.881	36.617	25.557	34.924	28:07.633
13	1:56.321	22.164	35.155	24.898	34.104	37:39.588	12	2:00.211	22.891	36.498	25.466	35.356	30:07.844
14	2:13.590B	24.078	37.556	25.477	46.479	39:53.178	13	2:02.184	23.327	37.370	25.735	35.752	32:10.028
28 Valentin PERRONE ARG							14	2:06.850	23.344	36.805	25.379	41.322	34:16.878
TEAM SPEED RACING KAWASAKI							15	2:00.763	23.344	36.390	25.629	35.400	36:17.641
1	2:50.838	1:12.401	36.799	25.348	36.290	2:50.838	16	2:02.419	23.098	37.116	25.941	36.264	38:20.060
2	1:59.104	23.024	36.063	25.113	34.904	4:49.942	17	2:02.154	23.349	36.940	25.907	35.958	40:22.214
3	1:59.111	22.652	36.091	25.252	35.116	6:49.053	35 Yeray SAIZ ESP						
4	1:58.984	22.830	36.129	25.177	34.848	8:48.037	KAWASAKI PL RACING JUNIOR TEAM KAWASAKI						
5	1:59.111	22.637	36.312	25.146	35.016	10:47.148	1	2:47.580	1:09.286	37.731	25.405	35.158	2:47.580
6	2:00.360	22.776	36.383	25.310	35.891	12:47.508	2	1:59.181	22.691	36.429	25.195	34.866	4:46.761
7	2:00.024	22.943	36.372	25.300	35.409	14:47.532	3	1:59.122	22.883	36.471	25.021	34.747	6:45.883
8	2:00.031	23.137	36.275	25.397	35.222	16:47.563	4	1:58.752	22.583	36.163	25.179	34.827	8:44.635
9	2:00.331	23.247	36.483	25.381	35.220	18:47.894	5	1:59.212	22.792	36.397	24.960	35.063	10:43.847
10	2:18.649B	27.943	39.001	25.552	46.153	21:06.543	6	2:18.741B	22.681	37.501	27.117	51.442	13:02.588
11	3:47.729B	1:49.237	37.457	25.442	55.593	24:54.272	7	5:57.376	4:16.482	37.745	26.182	36.967	18:59.964
12	2:16.891	39.339	36.794	25.461	35.297	27:11.163	8	1:59.292	22.724	36.321	25.299	34.948	20:59.256
13	1:59.772	23.073	36.286	25.055	35.358	29:10.935	9	2:48.651	33.153	51.586	33.516	50.396	23:47.907
14	2:15.373B	23.272	39.243	26.843	46.015	31:26.308	10	1:59.547	22.838	36.407	25.132	35.170	25:47.454
15	2:19.313	39.580	38.415	25.274	36.044	33:45.621	11	1:59.352	22.847	36.212	25.154	35.139	27:46.806
16	2:01.518	22.943	37.275	25.055	36.245	35:47.139	12	1:59.063	23.085	36.166	24.899	34.913	29:45.869
17	1:58.855	22.920	36.076	24.938	34.921	37:45.994	13	1:58.684	22.640	36.036	25.112	34.896	31:44.553
18	1:59.691	22.574	36.064	25.166	35.887	39:45.685	14	1:59.061	22.609	36.216	25.069	35.167	33:43.614
19	1:58.444	22.605	35.948	24.887	35.004	41:44.129	15	2:00.460	22.732	36.419	25.625	35.684	35:44.074
31 Max SANCHEZ ESP							16	2:01.218	22.603	37.142	25.597	35.876	37:45.292
ETG RACING YAMAHA							17	2:00.755	22.983	36.247	25.852	35.673	39:46.047
1	3:04.458	1:23.025	36.858	25.915	38.660	3:04.458	18	2:06.645B	22.420	36.280	25.101	42.844	41:52.692
2	2:00.098	23.567	36.147	25.200	35.184	5:04.556	36 Juho KANTOLA FIN						
3	2:21.375B	27.334	41.620	28.520	43.901	7:25.931	KALLIO RACING JUNIOR TEAM KTM						
4	8:46.491	6:53.388	36.737	27.687	48.679	16:12.422	1	2:19.335	33.240	38.884	27.403	39.808	2:19.335
5	2:47.231	23.367	55.804	40.921	47.139	18:59.653	2	2:05.245	23.944	38.325	26.296	36.680	4:24.580
6	2:00.155	23.647	36.218	25.130	35.160	20:59.808	3	2:04.474	23.503	37.872	26.326	36.773	6:29.054
7	2:36.383	23.773	58.917	32.753	40.940	23:36.191	4	2:04.071	23.883	37.598	26.188	36.402	8:33.125
8	1:59.552	22.978	36.409	25.312	34.853	25:35.743	5	2:04.266	23.703	37.694	26.284	36.585	10:37.391
9	2:03.900	25.455	38.395	25.190	34.860	27:39.643	6	2:04.286	23.427	37.892	26.348	36.619	12:41.677
10	1:59.040	22.897	36.133	25.145	34.865	29:38.683	7	2:19.568B	23.841	38.157	26.167	51.403	15:01.245
11	2:01.401	24.444	36.575	25.168	35.214	31:40.084	8	8:38.183	6:53.849	38.689	26.734	38.911	23:39.428
12	2:06.339	22.742	36.159	25.363	42.075	33:46.423	9	2:05.079	23.661	37.920	26.750	36.748	25:44.507
13	1:58.451	22.780	35.990	24.821	34.860	35:44.874	10	2:03.701	23.202	37.772	26.127	36.600	27:48.208
14	2:00.202	22.607	36.324	25.252	36.019	37:45.076	11	2:05.197	24.236	37.935	26.241	36.785	29:53.405
15	1:58.505	22.807	35.677	25.007	35.014	39:43.581	12	2:04.900	23.666	38.022	26.142	37.070	31:58.305
16	1:57.872	22.462	36.101	24.674	34.635	41:41.453	13	2:19.690B	24.049	38.268	26.569	50.804	34:17.995
32 Rodrigo VALENTE MARTINS PRT							14	3:27.103	1:42.607	39.797	26.798	37.901	37:45.098
YAMAHA GV STRATOS YAMAHA							15	2:04.887	24.088	37.996	26.189	36.614	39:49.985
1	2:46.484	1:04.954	37.795	26.319	37.416	2:46.484	16	2:04.199	23.514	37.844	26.231	36.610	41:54.184
2	2:02.274	23.373	37.567	25.652	35.682	4:48.758	38 Ola NESBAKKEN ESP						
3	2:01.127	23.286	36.558	25.582	35.701	6:49.885	ALMA RACING TEAM KAWASAKI						
4	2:00.925	23.117	36.296	25.608	35.904	8:50.810	1	2:22.271	36.750	39.670	29.468	36.383	2:22.271
5	2:00.819	23.284	36.528	25.579	35.428	10:51.629	2	2:11.022B	23.374	36.979	26.013	44.656	4:33.293
6	2:00.547	23.186	36.434	25.685	35.242	12:52.176	3	2:19.600	42.626	36.379	25.343	35.252	6:52.893
7	2:01.172	22.852	36.517	25.481	36.322	14:53.348	4	1:59.844	23.168	36.191	25.130	35.355	8:52.737
8	2:14.197B	23.692	37.222	25.526	47.757	17:07.545	5	1:58.956	22.902	35.962	24.989	35.103	10:51.693
9	6:59.167	5:19.424	37.068	26.096	36.579	24:06.712	6	2:00.117	22.902	35.934	25.198	36.083	12:51.810



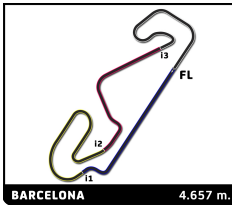
SBK Junior

ESBK CIRCUIT DE BARCELONA-CATALUNYA

Entrenamiento Libre 4

Sector Analysis

— Invalidated Lap							■ Personal Best							■ Session Best							B Crossing the pit lane																																																																																										
Lap	Time	Sector 1	Sector 2	Sector 3	Sector 4	Elapsed	Lap	Time	Sector 1	Sector 2	Sector 3	Sector 4	Elapsed	Lap	Time	Sector 1	Sector 2	Sector 3	Sector 4	Elapsed	Lap	Time	Sector 1	Sector 2	Sector 3	Sector 4	Elapsed																																																																																				
7	2:00.907	22.973	36.476	24.987	36.471	14:52.717	2	2:01.125	23.438	36.735	25.595	35.357	4:53.557	3	2:24.197	24.599	41.688	25.286	52.624	7:17.754	4	1:59.886	22.740	36.485	25.549	35.112	9:17.640	5	1:59.814	23.336	36.331	25.149	34.998	20:59.475	6	2:09.715	24.225	40.816	25.442	39.232	23:09.190	7	8:37.832	6:52.098	37.842	25.450	42.442	22:10.600	8	1:59.193	22.872	36.055	25.393	34.873	24:09.793	9	1:59.712	22.962	36.429	25.470	34.851	26:09.505	10	1:58.398	22.640	36.027	24.952	34.779	28:07.903	11	1:58.800	22.495	36.333	25.170	34.802	30:06.703	12	2:06.687	23.624	41.512	25.671	35.880	32:13.390	13	2:03.721	23.471	36.538	25.504	38.208	34:17.111	14	1:58.938	22.739	36.206	25.222	34.771	36:16.049	15	2:10.773	22.564	41.123	26.285	40.801	38:26.822	16	2:00.260	23.196	36.340	25.639	35.085	40:27.082
42	Raul PEREZ					ESP	47	Ferran HERNANDEZ					ESP																																																																																																		
	FUSIÓN RACING TEAM					KAWASAKI		HONDA																																																																																																							
1	2:34.446	57.466	37.289	25.144	34.547	2:34.446	1	2:29.107 B	27.066	39.888	31.577	50.576	2:29.107																																																																																																		
2	1:57.325	22.536	35.528	24.871	34.390	4:31.771	2	2:16.689	39.294	36.757	25.122	35.516	4:45.796																																																																																																		
3	2:13.887 B	22.772	35.817	26.944	48.354	6:45.658	3	1:58.662	22.651	36.036	24.968	35.007	6:44.458																																																																																																		
4	2:22.641	43.889	37.405	25.113	36.234	9:08.299	4	1:58.723	22.428	36.210	25.128	34.957	8:43.181																																																																																																		
5	1:57.871	22.682	36.054	24.881	34.254	11:06.170	5	2:00.280	23.357	36.784	25.299	34.840	10:43.461																																																																																																		
6	1:57.024	22.658	35.531	24.660	34.175	13:03.194	6	2:06.762	22.526	37.239	26.527	40.470	12:50.223																																																																																																		
7	1:56.948	22.595	35.512	24.733	34.108	15:00.142	7	2:11.533 B	22.773	36.650	25.425	46.685	15:01.756																																																																																																		
8	1:57.018	22.559	35.690	24.636	34.133	16:57.160	8	9:41.848	7:54.175	37.179	25.438	45.056	24:43.604																																																																																																		
9	2:09.151 B	22.845	36.354	25.861	44.091	19:06.311	9	2:00.985	22.705	35.837	25.661	36.782	26:44.589																																																																																																		
10	5:36.792	3:58.004	38.222	25.517	35.049	24:43.103	10	1:58.628	22.951	35.987	24.993	34.697	28:43.217																																																																																																		
11	2:01.179	22.844	35.841	25.726	36.768	26:44.282	11	1:58.595	22.599	36.057	24.995	34.944	30:41.812																																																																																																		
12	1:57.681	22.840	35.699	24.798	34.344	28:41.963	12	2:15.948 B	23.511	38.546	26.282	47.609	32:57.760																																																																																																		
13	1:58.337	22.741	36.083	24.961	34.552	30:40.300	13	4:46.220	3:02.533	40.224	25.685	37.778	37:43.980																																																																																																		
14	1:59.312	22.699	35.872	25.237	35.504	32:39.612	14	1:58.556	22.298	36.154	25.048	35.056	39:42.536																																																																																																		
15	2:06.901	22.989	39.727	26.709	37.476	34:46.513	15	1:58.327	22.890	35.756	24.745	34.936	41:40.863																																																																																																		
16	2:00.239	23.266	36.386	25.523	35.064	36:46.752																																																																																																									
17	2:07.521	23.231	40.013	26.961	37.316	38:54.273																																																																																																									
18	1:59.465	23.027	36.210	25.207	35.021	40:53.738																																																																																																									
44	Daniel OCETE					ESP	48	Julio GARCIA					ESP																																																																																																		
	DS JUNIOR TEAM					YAMAHA		ESP SOLUTIONS MOTAP RACING TEA					KAWASAKI																																																																																																		
1	2:33.066	49.740	38.878	27.097	37.351	2:33.066	1	2:48.709	1:01.370	45.623	25.453	36.263	2:48.709																																																																																																		
2	2:06.544	24.381	38.059	26.923	37.181	4:39.610	2	1:58.726	22.410	36.427	25.177	34.712	4:47.435																																																																																																		
3	2:04.104	24.428	37.598	26.097	35.981	6:43.714	3	2:00.220	22.491	36.423	24.884	36.422	6:47.655																																																																																																		
4	2:04.094	24.077	37.804	25.993	36.220	8:47.808	4	1:57.952	22.387	36.069	24.815	34.681	8:45.607																																																																																																		
5	2:03.887	23.868	37.632	26.200	36.187	10:51.695	5	1:59.809	22.323	35.702	25.258	36.526	10:45.416																																																																																																		
6	2:03.418	23.835	37.451	26.188	35.944	12:55.113	6	1:58.808	22.162	35.998	25.782	34.866	12:44.224																																																																																																		
7	2:04.603	24.167	37.620	26.449	36.367	14:59.716	7	2:20.679 B	23.103	41.989	26.007	49.580	15:04.903																																																																																																		
8	2:18.889 B	24.245	37.517	27.094	50.033	17:18.605	8	8:30.863	6:38.574	41.102	32.971	38.216	23:35.766																																																																																																		
9	3:47.281	2:06.365	38.098	26.507	36.311	21:05.886	9	2:04.238	23.706	40.879	25.198	34.455	25:40.004																																																																																																		
10	2:05.433	24.593	37.945	26.578	36.317	23:11.319	10	1:56.878	22.370	35.694	24.756	34.058	27:36.882																																																																																																		
11	2:04.771	24.554	37.707	26.370	36.140	25:16.090	11	2:03.334	23.148	40.306	25.101	34.779	29:40.216																																																																																																		
12	2:04.669	24.419	37.724	26.379	36.147	27:20.759	12	1:59.003	22.815	36.114	25.086	34.988	31:39.219																																																																																																		
13	2:19.580 B	24.488	37.770	26.633	50.689	29:40.339	13	2:08.338	23.650	42.502	27.198	34.988	33:47.557																																																																																																		
14	3:36.231	1:55.540	37.925	26.444	36.322	33:16.570	14	2:01.176	22.226	35.870	24.689	38.391	35:48.733																																																																																																		
15	2:05.092	24.578	37.761	26.491	36.262	35:21.662	15	1:57.409	22.131	35.469	24.985	34.824	37:46.142																																																																																																		
16	2:10.666	26.372	41.677	26.332	36.285	37:32.328	16	1:57.796	22.230	35.613	24.693	35.260	39:43.938																																																																																																		
17	2:04.624	24.248	37.686	26.375	36.315	39:36.952	17	1:59.443	22.314	37.398	24.909	34.822	41:43.381																																																																																																		
18	2:04.013	24.386	37.568	26.361	35.698	41:40.965																																																																																																									
46	Humberto MAIER NETO					BRA	51	Juan P. URIOSTEGUI					MEX																																																																																																		
	YAMAHA MS RACING TEAM					YAMAHA		I+DENT RACING TEAM					YAMAHA																																																																																																		
1	2:52.432	56.098	37.808	25.990	52.536	2:52.432	1	2:39.030	53.276	39.519	27.681	38.554	2:39.030																																																																																																		



SBK Junior

ESBK CIRCUIT DE BARCELONA-CATALUNYA

Entrenamiento Libre 4

Sector Analysis

— Invalidated Lap ■ Personal Best ■ Session Best B Crossing the pit lane

Lap	Time	Sector 1	Sector 2	Sector 3	Sector 4	Elapsed	Lap	Time	Sector 1	Sector 2	Sector 3	Sector 4	Elapsed
2	2:06.816	24.956	38.723	26.894	36.243	4:45.846	6	2:19.016 B	22.829	37.439	27.209	51.539	13:02.307
3	2:03.400	23.689	37.996	26.426	35.289	6:49.246	7	9:08.393	7:22.451	37.820	25.461	42.661	22:10.700
4	2:00.383	23.050	36.597	25.547	35.189	8:49.629	8	1:57.823	22.556	35.665	25.148	34.454	24:08.523
5	2:00.043	22.980	36.351	25.339	35.373	10:49.672	9	1:57.666	22.608	35.744	24.937	34.377	26:06.189
6	2:01.562	23.142	36.287	25.626	36.507	12:51.234	10	1:58.055	22.694	35.957	25.046	34.358	28:04.244
7	2:14.643 B	22.683	36.437	25.807	49.716	15:05.877	11	1:58.123	22.605	35.880	25.141	34.497	30:02.367
8	2:52.304	1:13.653	36.997	25.885	35.769	17:58.181	12	2:23.016 B	27.556	41.922	25.579	47.959	32:25.383
9	2:01.073	23.217	36.725	25.469	35.662	19:59.254	13	5:20.361	3:36.876	41.967	25.494	36.024	37:45.744
10	2:01.290	23.391	36.564	25.487	35.848	22:00.544	14	1:57.190	21.943	35.621	25.099	34.527	39:42.934
11	2:00.774	23.084	36.464	25.634	35.592	24:01.318	15	1:57.623	22.252	35.655	24.966	34.750	41:40.557
12	2:00.714	23.167	36.412	25.665	35.470	26:02.032							
13	2:01.149	23.291	36.659	25.519	35.680	28:03.181							
14	2:00.182	22.905	36.542	25.435	35.300	30:03.363							
15	2:00.498	23.148	36.415	25.432	35.503	32:03.861							
16	2:01.079	23.233	36.519	25.566	35.761	34:04.940							
17	2:00.937	23.228	36.451	25.542	35.716	36:05.877							
18	2:00.564	23.149	36.445	25.193	35.777	38:06.441							
19	2:00.327	22.914	36.477	25.435	35.501	40:06.768							

53**Hector YEBRA**

ESP

KAWASAKI

1	2:41.181	1:00.285	37.328	25.793	37.775	2:41.181
2	2:01.212	24.382	36.483	25.382	34.965	4:42.393
3	1:59.614	22.943	36.297	25.404	34.970	6:42.007

57**Antonio TORRES**

ESP

DEZA ? BOX 77 RACING TEAM

KAWASAKI

1	10:19.160 B	8:24.143	40.315	27.175	47.527	10:19.160
2	5:05.867	3:21.839	39.148	27.111	37.769	15:25.027
3	2:06.450	24.349	38.323	26.617	37.161	17:31.477
4	2:15.338 B	24.038	38.076	26.596	46.628	19:46.815

58**Isaac RUVINHO MARTINS ROSA**

PRT

TEAM MOTOCUBO LOULÉ CONCELH

KAWASAKI

1	2:24.276	41.476	39.072	26.746	36.982	2:24.276
2	2:06.319	23.977	37.909	26.378	38.055	4:30.595
3	2:05.087	23.966	37.818	26.021	37.282	6:35.682
4	2:03.996	24.021	37.608	25.920	36.447	8:39.678
5	2:05.720	23.740	38.052	26.806	37.122	10:45.398
6	2:03.179	23.353	37.416	26.141	36.269	12:48.577
7	2:03.648	23.369	37.577	26.181	36.521	14:52.225
8	2:28.547 B	25.026	42.173	29.982	51.366	17:20.772
9	9:46.778	8:05.159	38.325	26.519	36.775	27:07.550
10	2:04.348	23.842	37.814	26.254	36.438	29:11.898
11	2:03.570	23.790	37.517	25.876	36.387	31:15.468
12	2:22.125 B	23.575	37.478	26.130	54.942	33:37.593
13	2:24.813	43.900	38.045	26.329	36.539	36:02.406
14	2:03.942	23.739	37.673	26.191	36.339	38:06.348
15	2:03.868	23.643	37.633	25.983	36.609	40:10.216

72**Yeray RUIZ**

ESP

YAMAHA MS RACING

YAMAHA

1	2:50.942	55.374	38.269	25.787	51.512	2:50.942
2	1:58.394	22.758	36.099	25.114	34.423	4:49.336
3	1:58.120	22.797	35.778	25.283	34.262	6:47.456
4	1:57.845	22.347	35.944	24.809	34.745	8:45.301
5	1:57.990	22.443	35.735	25.080	34.732	10:43.291

74**Juan A. CONESA**

ESP

TEAM LAGLISSE

1	2:54.756	49.059	46.136	25.114	54.447	2:54.756
2	1:58.866	22.969	35.969	25.089	34.839	4:53.622
3	2:23.794	24.880	41.146	25.106	52.662	7:17.416
4	1:58.604	22.852	36.034	25.023	34.695	9:16.020
5	1:58.596	22.927	35.922	25.153	34.594	11:14.616
6	1:57.882	22.732	35.803	24.842	34.505	13:12.498
7	1:59.614	22.576	36.811	25.345	34.882	15:12.112

81**Juan E. RIVERA**

COL

AUSTIN RACING VHC LIQUI MOLY

KAWASAKI

1	2:47.973	1:10.130	37.003	25.436	35.404	2:47.973
2	1:59.063	22.791	36.337	24.987	34.948	4:47.036
3	1:59.062	22.673	36.265	25.255	34.869	6:46.098
4	1:59.181	22.427	36.467	25.264	35.023	8:45.279
5	1:59.556	23.087	35.924	25.263	35.282	10:44.835
6	2:06.771	23.315	40.231	27.168	36.057	12:51.606
7	2:12.950 B	22.612	36.588	25.118	48.632	15:04.556
8	16:39.563	...	38.112	25.690	35.041	31:44.119
9	1:59.555	22.839	36.323	25.184	35.209	33:43.674
10	2:00.196	22.923	36.309	25.567	35.397	35:43.870
11	1:59.935	22.947	36.159	25.204	35.625	37:43.805
12	1:59.347	22.849	36.346	25.191	34.961	39:43.152
13	1:58.224	22.485	35.974	24.975	34.790	41:41.376

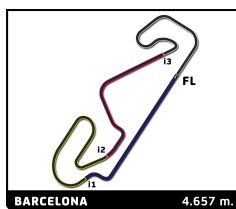
84**Hector DOMINGUEZ**

ESP

I+DENT RACING TEAM

YAMAHA

1	2:21.795	30.679	37.962	30.774	42.380	2:21.795
2	2:02.258	23.251	37.132	25.769	36.106	4:24.053
3	2:26.265 B	30.887	38.872	25.534	50.972	6:50.318
4	3:28.353 B	1:33.834	40.262	26.589	47.668	10:18.671
5	2:32.583	44.725	39.240	26.420	42.198	12:51.254
6	2:14.047 B	23.221	36.535	25.331	48.960	15:05.301
7	2:52.799	1:13.965	37.111	25.885	35.838	17:58.100
8	2:01.193	23.475	36.647	25.569	35.502	19:59.293
9	2:00.889	23.548	36.470	25.372	35.499	22:00.182
10	2:01.298	23.770	36.471	25.401	35.656	24:01.480
11	2:00.914	23.480	36.549	25.471	35.414	26:02.394
12	2:00.484	23.249	36.486	25.332	35.417	28:02.878
13	2:00.990	23.875	36.412	25.356	35.347	30:03.868
14	2:00.382	23.261	36.405	25.559	35.157	32:04.250
15	2:09.097	23.186	37.633	26.739	41.539	34:13.347
16	2:01.087	22.907	36.840	25.657	35.683	36:14.434
17	2:22.655 B	23.299	43.317	26.358	49.681	38:37.089
18	2:38.611	54.907	38.684	26.599	38.421	41:15.700



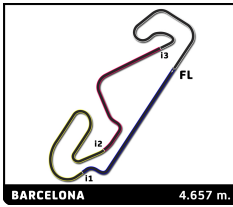
SBK Junior

ESBK CIRCUIT DE BARCELONA-CATALUNYA

Entrenamiento Libre 4

Sector Analysis

Lap	Time	Sector 1	Sector 2	Sector 3	Sector 4	Elapsed	Lap	Time	Sector 1	Sector 2	Sector 3	Sector 4	Elapsed		
85	Marcos LOPEZ	ESP					96	Marc VICH	ESP						
ALMA RACING TEAM							DS RACING SCHOOL								
KAWASAKI							YAMAHA								
1	3:14.607	B	1:20.107	38.495	26.864	49.141	3:14.607	1	2:58.261	1:17.356	38.214	26.079	36.612	2:58.261	
2	3:23.768		1:44.614	37.665	25.807	35.682	6:38.375	2	2:03.952	23.599	37.754	25.962	36.637	5:02.213	
3	2:14.334		23.055	36.562	25.279	49.438	8:52.709	3	2:02.988	23.421	37.536	25.887	36.144	7:05.201	
4	2:00.578		23.228	36.532	25.381	35.437	10:53.287	4	2:02.804	23.244	37.562	25.739	36.259	9:08.005	
5	2:00.396		23.096	36.508	25.399	35.393	12:53.683	5	2:02.361	23.831	36.990	25.766	35.774	11:10.366	
6	2:00.175		22.932	36.576	25.275	35.392	14:53.858	6	2:01.619	23.272	36.949	25.701	35.697	13:11.985	
7	2:00.999		22.737	37.236	25.366	35.660	16:54.857	7	2:00.976	22.978	36.907	25.630	35.461	15:12.961	
8	2:30.217	B	26.630	42.186	27.597	53.804	19:25.074	8	2:18.244	B	22.793	37.289	26.400	51.762	17:31.205
9	5:10.587		3:31.543	37.244	25.793	36.007	24:35.661	9	12:04.859		...	37.488	26.065	36.079	29:36.064
10	2:01.580		23.401	36.999	25.643	35.537	26:37.241	10	2:02.384	23.521	37.099	25.944	35.820	31:38.448	
11	2:01.127		23.250	36.926	25.461	35.490	28:38.368	11	2:01.829	23.472	37.016	25.644	35.697	33:40.277	
12	2:01.236		23.273	36.910	25.610	35.443	30:39.604	12	2:02.375	23.534	37.070	26.017	35.754	35:42.652	
13	2:23.241	B	26.466	40.926	26.624	49.225	33:02.845	13	2:02.540	23.316	36.959	25.409	36.856	37:45.192	
14	3:27.183		1:44.285	40.895	25.994	36.009	36:30.028	14	2:01.215	23.498	36.550	25.459	35.708	39:46.407	
15	2:00.836		23.201	36.902	25.514	35.219	38:30.864	15	2:00.075	22.614	36.511	25.284	35.666	41:46.482	
16	2:00.845		23.136	36.683	25.444	35.582	40:31.709								
91	Borja JIMENEZ	ESP													
ESP SOLUTIONS MOTAP RACING TEA							KAWASAKI								
1	2:06.373		27.885	37.184	25.732	35.572	2:06.373	1	2:33.078	48.870	39.445	27.396	37.367	2:33.078	
2	2:00.590		23.276	36.491	25.567	35.256	4:06.963	2	2:06.479	24.741	38.168	26.563	37.007	4:39.557	
3	2:03.339		23.002	36.479	25.453	38.405	6:10.302	3	2:05.969	24.444	38.156	26.593	36.776	6:45.526	
4	2:00.491		23.165	36.710	25.442	35.174	8:10.793	4	2:06.287	23.924	38.339	27.005	37.019	8:51.813	
5	2:03.224		23.435	39.076	25.383	35.330	10:14.017	5	2:06.965	24.666	38.219	27.073	37.007	10:58.778	
6	2:10.843	B	23.194	36.878	25.722	45.049	12:24.860	6	2:11.982	24.643	38.308	26.969	42.062	13:10.760	
7	11:19.766		9:19.198	41.184	33.381	46.003	23:44.626	7	2:22.946	B	25.416	39.437	26.951	51.142	15:33.706
8	1:59.764		22.847	36.154	25.056	35.707	25:44.390	8	3:43.070	1:54.225	44.194	27.220	37.431	19:16.776	
9	1:57.979		22.566	35.811	25.054	34.548	27:42.369	9	2:07.414	24.850	38.495	27.092	36.977	21:24.190	
10	1:57.975		22.471	35.795	25.280	34.429	29:40.344	10	2:09.567	24.656	38.495	28.550	37.866	23:33.757	
11	1:58.928		22.838	36.063	25.069	34.958	31:39.272	11	2:18.404	27.602	43.910	27.179	39.713	25:52.161	
94	Facundo A. LLAMBIAS	URY													
KAWASAKI PL RACING JUNIOR TEAM							KAWASAKI								
1	2:47.457		1:08.514	37.900	25.655	35.388	2:47.457	12	2:08.499	24.891	38.839	27.414	37.355	28:00.660	
2	1:59.912		22.572	36.867	25.134	35.339	4:47.369	13	2:14.658	28.714	41.323	27.025	37.596	30:15.318	
3	1:59.417		22.663	36.444	24.977	35.333	6:46.786	14	2:19.320	B	24.833	38.806	27.020	48.661	32:34.638
4	1:58.766		22.670	36.376	24.993	34.727	8:45.552	15	3:15.457	1:24.498	39.101	33.672	38.186	35:50.095	
5	1:58.442		22.573	35.805	24.979	35.085	10:43.994	16	2:06.302	24.152	38.309	26.894	36.947	37:56.397	
6	2:06.532		22.226	36.753	25.524	42.029	12:50.526	17	2:06.931	24.588	38.327	26.989	37.027	40:03.328	
7	2:11.059	B	22.572	36.644	25.878	45.965	15:01.585								
8	6:20.750		4:36.463	42.823	25.776	35.688	21:22.335	97	Johan GIMBERT	FRA					
9	2:07.356		22.995	38.124	30.427	35.810	23:29.691	TPR KAWASAKI							
10	2:09.232		29.485	38.616	25.739	35.392	25:38.923	KAWASAKI							
11	1:59.641		22.924	36.655	25.068	34.994	27:38.564	1	2:59.594	B	45.836	47.646	25.589	1:00.523	2:59.594
12	2:05.128		22.625	40.766	25.968	35.769	29:43.692	2	2:16.669	39.795	36.349	25.334	35.191	5:16.263	
13	2:00.347		22.920	36.679	25.415	35.333	31:44.039	3	1:59.277	22.849	36.070	25.291	35.067	7:15.540	
14	1:59.981		22.653	36.416	25.259	35.653	33:44.020	4	2:02.451	22.751	36.790	27.449	35.461	9:17.991	
15	2:00.119		22.688	36.347	25.565	35.519	35:44.139	5	1:58.512	22.556	35.993	25.138	34.825	11:16.503	
16	2:00.027		22.339	36.244	25.136	36.308	37:44.166	6	1:58.498	22.527	36.001	25.175	34.795	13:15.001	
17	1:58.513		22.232	36.441	25.072	34.768	39:42.679	7	2:12.160	B	22.607	36.977	25.402	47.174	15:27.161
18	1:58.413		22.853	35.828	24.873	34.859	41:41.092	8	8:17.597	6:20.553	38.676	30.327	48.041	23:44.758	
95	Afonso SIMOES DE ALMEIDA	PRT						9	1:59.194	22.583	36.050	25.176	35.385	25:43.952	
MIGUEL OLIVEIRA FAN CLUB RACING							YAMAHA								
1	2:46.788		1:09.663	36.814	25.577	34.734	2:46.788	10	2:16.327	B	23.196	38.804	26.828	47.499	28:00.279
2	1:56.620		22.252	35.585	24.743	34.040	4:43.408	11	7:38.001	5:48.924	40.001	25.751	43.325	35:38.280	



SBK Junior

ESBK CIRCUIT DE BARCELONA-CATALUNYA

Entrenamiento Libre 4

Sector Analysis

— Invalidated Lap							■ Personal Best	■ Session Best	B Crossing the pit lane				
Lap	Time	Sector 1	Sector 2	Sector 3	Sector 4	Elapsed	Lap	Time	Sector 1	Sector 2	Sector 3	Sector 4	Elapsed
3	1:59.256	22.520	37.267	25.348	34.121	6:42.664							
4	1:56.755	22.152	35.508	24.839	34.256	8:39.419							
5	1:57.579	23.034	35.624	24.799	34.122	10:36.998							
6	1:58.274	22.857	36.099	24.974	34.344	12:35.272							
7	1:58.126	22.895	35.981	24.896	34.354	14:33.398							
8	2:05.638 B	22.780	36.746	25.646	40.466	16:39.036							
9	7:04.269	5:05.922	42.099	31.511	44.737	23:43.305							
10	1:56.732	22.583	35.368	24.716	34.065	25:40.037							
11	1:56.785	22.185	35.651	24.862	34.087	27:36.822							
12	2:10.934	23.994	41.479	25.746	39.715	29:47.756							
13	1:56.745	22.439	35.527	24.456	34.323	31:44.501							
14	2:02.557	22.016	40.290	25.863	34.388	33:47.058							
15	2:01.322	22.341	35.416	24.650	38.915	35:48.380							
16	1:57.353	22.260	35.611	24.877	34.605	37:45.733							
17	1:56.835	21.719	35.577	24.647	34.892	39:42.568							
18	1:59.018	22.389	37.930	24.606	34.093	41:41.586							