

# SBK Junior

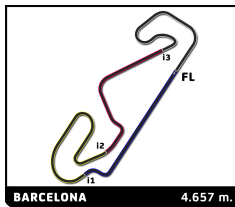
## ESBK CIRCUIT DE BARCELONA-CATALUNYA

### Entrenamiento Cronometrado

### Slow Sector Analysis

Personal Best Session Best B Crossing the pit lane

Lap	Time	Sector 1	Sector 2	Sector 3	Sector 4	Elapsed	Lap	Time	Sector 1	Sector 2	Sector 3	Sector 4	Elapsed	
<b>2</b>	<b>Natalia RIVERA</b>						ESP							
	I+DENT RACING TEAM						YAMAHA							
1	2:22.954	40.610	39.429	26.609	36.306	2:22.954	7	2:00.587	22.501	36.525	25.610	35.951	14:38.448	
2	2:00.723	23.293	36.778	25.628	35.024	4:23.677	8	2:10.127 B	22.485	35.474	24.467	47.701	16:48.575	
3	2:00.144	22.977	36.546	25.403	35.218	6:23.821	9	5:06.757	3:29.780	36.757	25.179	35.041	21:55.332	
4	2:00.506	23.031	36.431	25.295	35.749	8:24.327	10	1:58.282	23.005	35.936	24.784	34.557	23:53.614	
5	2:00.405	22.909	36.440	25.612	35.444	10:24.732	11	2:20.321 B	26.966	37.244	25.527	50.584	26:13.935	
6	2:02.150	23.737	36.752	25.420	36.241	12:26.882	12	2:41.087	1:06.081	35.681	24.744	34.581	28:55.022	
7	2:00.239	23.094	36.415	25.394	35.336	14:27.121	13	1:56.431	22.300	35.544	24.659	33.928	30:51.453	
8	1:59.440	<b>22.724</b>	36.451	25.303	34.962	16:26.561								
9	2:09.995 B	23.775	36.679	25.824	43.717	18:36.556								
10	3:22.070	1:45.072	36.481	<b>25.259</b>	35.258	21:58.626								
11	2:00.316	23.283	36.265	25.421	35.347	23:58.942								
12	2:00.499	23.258	<b>36.081</b>	25.467	35.693	25:59.441								
13	1:59.815	23.269	36.134	25.520	34.892	27:59.256								
14	1:59.751	23.239	36.266	25.420	34.826	29:59.007								
15	<b>1:59.369</b>	23.200	36.171	25.391	<b>34.607</b>	31:58.376								
<b>4</b>	<b>Eric FERNANDEZ</b>						ESP							
	TEAM SPEED RACING						KAWASAKI							
1	2:33.975	57.412	36.387	25.506	34.670	2:33.975								
2	2:05.506	23.185	38.389	26.507	37.425	4:39.481								
3	<b>1:55.782</b>	22.073	35.423	<b>24.532</b>	<b>33.754</b>	6:35.263								
4	2:07.885 B	22.567	35.848	25.098	44.372	8:43.148								
5	2:20.154	42.014	36.884	26.361	34.895	11:03.302								
6	1:55.799	<b>21.815</b>	35.421	24.607	33.956	12:59.101								
7	2:02.126	23.148	38.622	24.996	35.360	15:01.227								
8	3:00.375 B	22.214	<b>35.399</b>	24.676	1:38.086	18:01.602								
9	7:59.242 B	5:36.057	49.884	37.404	55.897	26:00.844								
<b>6</b>	<b>Guilherme MARQUES</b>						PRT							
	MIGUEL OLIVEIRA FAN CLUB						YAMAHA							
1	2:24.811	40.888	40.788	26.441	36.694	2:24.811								
2	2:01.017	23.299	36.774	25.319	35.625	4:25.828								
3	2:06.411	24.487	40.451	25.897	35.576	6:32.239								
4	2:00.888	23.643	36.963	25.393	<b>34.889</b>	8:33.127								
5	2:00.341	<b>22.879</b>	36.740	25.299	35.423	10:33.468								
6	2:00.287	23.404	36.553	<b>25.175</b>	35.155	12:33.755								
7	2:06.171	23.633	40.964	25.968	35.606	14:39.926								
8	2:00.892	23.773	<b>36.432</b>	25.206	35.481	16:40.818								
9	2:03.025	24.158	36.817	26.543	35.507	18:43.843								
10	2:01.652	23.726	36.738	25.812	35.376	20:45.495								
11	2:01.756	23.679	36.842	25.782	35.453	22:47.251								
12	2:01.621	23.851	36.723	25.702	35.345	24:48.872								
13	2:01.443	23.780	36.588	25.658	35.417	26:50.315								
14	2:06.708	23.861	37.078	27.033	38.736	28:57.023								
15	<b>2:00.279</b>	23.349	36.564	25.402	34.964	30:57.302								
<b>8</b>	<b>Carlos GIMENEZ</b>						ESP							
	ARCO-MOTOR UNIVERSITY TEAM						YAMAHA							
1	2:49.228	1:09.286	36.916	25.945	37.081	2:49.228								
2	1:56.837	22.461	35.510	24.776	34.090	4:46.065								
3	1:56.337	22.261	35.674	24.535	33.867	6:42.402								
4	2:01.992	23.366	37.397	26.035	35.194	8:44.394								
5	1:57.802	<b>22.241</b>	36.536	25.069	33.956	10:42.196								
6	<b>1:55.665</b>	22.241	<b>35.196</b>	<b>24.442</b>	<b>33.786</b>	12:37.861								
<b>15</b>	<b>Aaron GARCIA</b>						ESP							
	TJT RACING						KAWASAKI							
1	2:09.950	29.110	39.223	25.853	35.764	2:09.950								
2	2:00.047	23.136	36.537	25.384	34.990	4:09.997								
3	2:00.470	23.121	36.623	25.559	35.167	6:10.467								
4	2:00.172	23.401	36.722	25.221	<b>34.828</b>	8:10.639								
5	2:13.850 B	23.198	37.723	26.537	46.392	10:24.489								
6	6:09.108	4:29.297	38.638	25.776	35.397	16:33.597								
7	2:00.619	23.337	36.787	25.309	35.186	18:34.216								
8	<b>1:59.831</b>	<b>23.065</b>	<b>36.434</b>	25.252	35.080	20:34.047								
9	1:59.871	23.133	36.682	<b>25.172</b>	34.884	22:33.918								
10	2:03.350	23.080	36.803	26.380	37.087	24:37.268								
<b>16</b>	<b>Michal A. BUDZIASZEK</b>						POL							
	I+DENT RACING TEAM						YAMAHA							
1	2:37.613	59.063	37.003	25.378	36.169	2:37.613								
2	1:59.518	22.755	36.176	25.278	35.309	4:37.131								
3	1:59.323	22.824	36.655	25.202	<b>34.642</b>	6:36.454								
4	1:59.575	22.795	36.336	25.147	35.297	8:36.029								
5	1:59.788	23.151	<b>35.995</b>	25.328	35.314	10:35.817								
6	1:59.447	<b>22.743</b>	36.123	25.334	35.247	12:35.264								
7	2:00.006	22.863	36.678	25.178	35.287	14:35.270								
8	2:00.847	23.492	36.415	25.894	35.046	16:36.117								
9	2:00.492	23.436	36.571	25.545	34.940	18:36.609								
10	2:00.778	23.453	36.623	25.503	35.199	20:37.387								
11	1:59.297	23.029	36.161	25.295	34.812	22:36.684								
12	1:59.643	23.022	36.247	25.356	35.018	24:36.327								
13	<b>1:59.227</b>	22.830	36.595	<b>25.102</b>	34.700	26:35.554								
14	2:20.011 B	22.955	36.626	25.270	55.160	28:55.565								
15	3:05.421	1:27.661	36.770	25.774	35.216	32:00.986								
<b>17</b>	<b>Samuel DIAZ</b>						ESP							
	TECNIRACING						KAWASAKI							
1	2:09.722	29.265	38.574	25.717	36.166	2:09.722								
2	1:59.724	23.115	36.512	25.022	35.075	4:09.446								
3	2:02.187	23.241	38.476	25.309	35.161	6:11.633								
4	1:58.431	22.651	35.894	25.146	34.740	8:10.064								
5	2:18.419 B	23.174	40.486	26.058	48.701	10:28.483								
6	2:38.421	1:02.104	36.135	25.313	34.869	13:06.904								
7	1:59.005	22.767	36.169	25.300	34.769	15:05.909								
8	1:58.398	22.759	35.957	<b>24.935</b>	34.747	17:04.307								
9	<b>1:58.111</b>	22.753	<b>35.803</b>	25.043	<b>34.512</b>	19:02.418								
10	2:12.559 B	22.608	36.204	25.467	48.280	21:14.977								
11	2:40.308	53.990	39.554	26.653	40.111	23:55.285								
12	2:05.775	<b>22.448</b>	37.017	26.721	39.589	26:01.060								
13	2:21.759 B	23.360	42.475	25.627	50.297	28:22.819								
14	2:18.976	42.373	36.319	25.437	34.847	30:41.795								



# SBK Junior

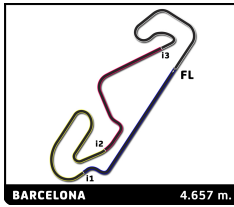
## ESBK CIRCUIT DE BARCELONA-CATALUNYA

### Entrenamiento Cronometrado

### Slow Sector Analysis

Personal Best Session Best B Crossing the pit lane

Lap	Time	Sector 1	Sector 2	Sector 3	Sector 4	Elapsed	Lap	Time	Sector 1	Sector 2	Sector 3	Sector 4	Elapsed	
<b>18</b> <b>Joan SANTOS</b> ESP							8 3:52.005 2:06.251 40.626 27.207 37.921 22:36.051							
QRG MOTOR RACING KAWASAKI							9 1:59.897 22.675 <b>36.247</b> 25.422 35.553 24:35.948							
1	2:34.948	54.163	39.941	25.339	35.505	2:34.948	10	2:03.438	25.919	37.032	25.348	35.139	26:39.386	
2	1:58.870	22.625	36.452	25.025	34.768	4:33.818	11	1:58.823	22.629	36.491	<b>24.804</b>	34.899	28:38.209	
3	1:59.348	22.728	36.747	25.116	<b>34.757</b>	6:33.166	12	<b>1:58.349</b>	<b>22.325</b>	36.301	25.014	<b>34.709</b>	30:36.558	
4	1:58.689	22.815	<b>36.083</b>	<b>24.826</b>	34.965	8:31.855	<b>26</b> <b>Jose M. OSUNA</b> ESP							
5	2:05.679	22.912	42.852	25.002	34.913	10:37.534	DEZA BOX 77 RACING TEAM KAWASAKI							
6	<b>1:58.475</b>	<b>22.327</b>	36.345	25.022	34.781	12:36.009	1	2:09.541	29.396	38.170	25.725	36.250	2:09.541	
7	2:04.404	22.543	36.958	29.573	35.330	14:40.413	2	1:59.846	23.156	36.465	25.149	35.076	4:09.387	
8	2:18.044	B	22.553	36.614	25.127	53.750	3	1:59.475	23.051	36.313	25.122	34.989	6:08.862	
9	5:31.645	3:51.725	38.781	25.486	35.653	22:30.102	4	2:12.949	B	22.987	36.384	25.220	48.358	8:21.811
10	2:04.637	23.383	37.180	25.942	38.132	24:34.739	5	6:15.061	4:37.850	36.291	25.101	35.819	14:36.872	
11	2:00.620	23.920	36.384	25.149	35.167	26:35.359	6	1:58.180	22.785	36.022	24.944	<b>34.429</b>	16:35.052	
12	2:20.195	24.017	53.494	27.234	35.450	28:55.554	7	1:58.590	22.615	35.801	24.980	35.194	18:33.642	
13	1:58.967	22.517	36.381	25.213	34.856	30:54.521	8	1:58.487	23.015	35.833	24.919	34.720	20:32.129	
<b>20</b> <b>Javier CORRAL</b> ESP							9	1:58.613	22.876	35.952	25.127	34.658	22:30.742	
ARCO-MOTOR UNIVERSITY TEAM YAMAHA							10	2:04.811	23.063	38.291	25.357	38.100	24:35.553	
1	2:49.112	1:10.033	37.138	25.558	36.383	2:49.112	11	1:58.377	22.460	35.999	25.146	34.772	26:33.930	
2	1:58.450	23.037	35.797	24.943	34.673	4:47.562	12	2:04.182	26.730	37.634	24.738	35.080	28:38.112	
3	1:58.331	<b>22.487</b>	35.976	25.142	34.726	6:45.893	13	<b>1:57.235</b>	<b>21.997</b>	<b>35.613</b>	<b>24.701</b>	34.924	30:35.347	
4	2:01.332	22.872	36.614	25.878	35.968	8:47.225	<b>27</b> <b>Alvaro DIAZ</b> ESP							
5	2:16.177	B	22.663	36.113	26.020	51.381	ARCO-MOTOR UNIVERSITY TEAM YAMAHA							
6	10:52.101	9:15.648	36.503	25.091	34.859	21:55.503	1	2:49.696	1:09.642	36.834	25.825	37.395	2:49.696	
7	1:58.421	23.182	35.869	24.920	<b>34.450</b>	23:53.924	2	1:56.088	<b>22.201</b>	35.380	24.600	33.907	4:45.784	
8	2:20.669	B	23.127	40.373	26.472	50.697	3	1:56.392	22.435	35.470	24.647	<b>33.840</b>	6:42.176	
9	2:44.770	1:07.737	36.980	25.341	34.712	28:59.363	4	2:01.537	22.555	37.029	26.593	35.360	8:43.713	
10	<b>1:57.918</b>	22.627	<b>35.784</b>	<b>24.666</b>	34.841	30:57.281	5	1:58.199	22.272	36.768	24.703	34.456	10:41.912	
<b>22</b> <b>Alejandro CARRION</b> ESP							6	<b>1:55.760</b>	22.241	<b>35.104</b>	<b>24.569</b>	33.846	12:37.672	
DR7 HMAX KAWASAKI							7	2:10.381	B	22.325	36.179	24.960	46.917	14:48.053
1	2:34.459	38.527	46.072	26.020	43.840	2:34.459	8	7:07.098	5:29.987	36.621	25.343	35.147	21:55.151	
2	2:01.647	22.623	37.671	25.050	36.303	4:36.106	9	1:58.488	22.897	36.410	24.735	34.446	23:53.639	
3	1:57.118	22.107	36.149	24.559	34.303	6:33.224	10	2:20.112	B	26.598	37.324	25.798	50.392	26:13.751
4	2:01.462	22.024	36.181	24.731	38.526	8:34.686	11	2:40.961	1:05.892	35.852	24.783	34.434	28:54.712	
5	<b>1:56.685</b>	<b>21.953</b>	<b>35.504</b>	24.896	34.332	10:31.371	12	1:56.750	22.430	35.595	24.705	34.020	30:51.462	
6	2:02.643	23.638	39.004	24.553	35.448	12:34.014	<b>28</b> <b>Valentin PERRONE</b> ARG							
7	2:03.468	21.974	39.131	25.234	37.129	14:37.482	TEAM SPEED RACING KAWASAKI							
8	1:56.716	22.274	35.824	24.587	<b>34.031</b>	16:34.198	1	2:36.830	58.385	37.288	25.097	36.060	2:36.830	
9	2:00.205	22.607	36.472	25.702	35.424	18:34.403	2	1:58.633	22.602	36.165	<b>24.860</b>	35.006	4:35.463	
10	1:59.631	21.983	35.722	25.305	36.621	20:34.034	3	<b>1:58.331</b>	<b>22.471</b>	36.130	24.911	34.819	6:33.794	
11	1:57.409	22.255	35.870	<b>24.524</b>	34.760	22:31.443	4	1:58.575	22.593	36.147	24.963	34.872	8:32.369	
12	2:19.393	B	22.469	39.506	26.773	50.645	5	1:59.896	23.025	<b>36.088</b>	25.928	34.855	10:32.265	
13	2:37.558	54.267	41.122	26.667	35.502	27:28.394	6	1:59.781	22.972	36.211	25.237	35.361	12:32.046	
14	2:00.346	22.292	36.311	26.606	35.137	29:28.740	7	2:00.649	23.322	36.689	25.191	35.447	14:32.695	
15	1:57.573	22.219	35.985	24.837	34.532	31:26.313	8	2:16.609	B	23.233	36.557	25.279	51.540	16:49.304
<b>23</b> <b>Jordi RAPOSEIRAS</b> AND							9	8:25.664	6:47.657	37.043	25.544	35.420	25:14.968	
ILUSION TEAM KAWASAKI							10	2:00.281	23.383	36.565	25.283	35.050	27:15.249	
1	2:28.744	43.200	42.644	26.499	36.401	2:28.744	11	1:59.479	23.091	36.424	25.189	<b>34.775</b>	29:14.728	
2	2:00.472	23.538	36.560	25.175	35.199	4:29.216	12	1:59.465	23.048	36.352	25.169	34.896	31:14.193	
3	2:37.688	B	22.545	1:02.492	28.706	43.945	<b>31</b> <b>Max SANCHEZ</b> ESP							
4	5:20.661	3:23.033	56.728	25.679	35.221	12:27.565	ETG RACING YAMAHA							
5	1:59.376	22.705	36.390	25.082	35.199	14:26.941	1	2:28.690	42.968	43.209	26.119	36.394	2:28.690	
6	1:59.565	22.712	36.445	25.430	34.978	16:26.506	2	1:59.287	22.952	36.327	25.120	34.888	4:27.977	
7	2:17.540	B	27.265	41.079	25.371	43.825	3	2:13.146	22.824	36.106	25.239	48.977	6:41.123	



# SBK Junior

## ESBK CIRCUIT DE BARCELONA-CATALUNYA

### Entrenamiento Cronometrado

### Slow Sector Analysis

Personal Best Session Best B Crossing the pit lane

Lap	Time	Sector 1	Sector 2	Sector 3	Sector 4	Elapsed	Lap	Time	Sector 1	Sector 2	Sector 3	Sector 4	Elapsed
4	2:01.900	24.436	37.248	25.251	34.965	8:43.023	6	1:58.671	22.876	36.237	24.910	34.648	13:01.890
5	1:58.890	22.914	36.220	24.979	34.777	10:41.913	7	2:01.238	22.667	36.474	25.282	36.815	15:03.128
6	2:13.486 B	22.896	35.979	25.152	49.459	12:55.399	8	1:59.115	22.954	36.297	25.084	34.780	17:02.243
7	7:37.320	5:53.596	42.898	25.650	35.176	20:32.719	9	1:59.829	23.138	36.371	25.276	35.044	19:02.072
8	1:58.313	22.813	35.790	25.122	34.588	22:31.032	10	2:00.352	23.168	36.290	25.293	35.601	21:02.424
9	2:04.445	22.850	38.796	25.379	37.420	24:35.477	11	2:01.357	23.491	37.549	25.224	35.093	23:03.781
10	1:59.782	23.442	36.371	24.944	35.025	26:35.259	12	2:06.923	23.144	39.712	28.619	35.448	25:10.704
11	1:58.194	22.725	35.805	25.087	34.577	28:33.453	13	2:05.188	23.242	37.898	26.117	37.931	27:15.892
12	1:58.526	22.950	35.979	25.117	34.480	30:31.979	14	1:59.377	22.998	36.219	25.302	34.858	29:15.269
							15	1:59.036	22.810	36.287	25.094	34.845	31:14.305

**32** **Rodrigo VALENTE MARTINS** PRT  
YAMAHA GV STRATOS YAMAHA

1	2:21.590	37.609	40.843	26.728	36.410	2:21.590
2	2:01.083	23.457	36.990	25.507	35.129	4:22.673
3	2:00.454	23.344	36.562	25.333	35.215	6:23.127
4	2:00.991	23.087	36.391	25.349	36.164	8:24.118
5	2:00.463	23.427	36.531	25.448	35.057	10:24.581
6	2:02.787	23.763	36.996	25.917	36.111	12:27.368

**35** **Yeray SAIZ** ESP  
KAWASAKI PL RACING JUNIOR TEAM KAWASAKI

1	2:21.101	34.461	43.827	26.673	36.140	2:21.101
2	1:59.464	22.983	36.490	25.106	34.885	4:20.565
3	1:58.996	23.075	36.272	25.073	34.576	6:19.561
4	2:17.326 B	23.034	38.104	25.123	51.065	8:36.887
5	2:26.190	47.887	37.189	25.823	35.291	11:03.077
6	1:57.753	22.609	35.636	24.936	34.572	13:00.830
7	2:01.069	22.582	36.356	25.196	36.935	15:01.899
8	1:57.502	22.397	35.817	24.703	34.585	16:59.401
9	1:58.059	22.559	36.031	24.824	34.645	18:57.460
10	2:13.253 B	23.057	36.463	25.439	48.294	21:10.713
11	7:01.149	5:14.985	45.696	25.553	34.915	28:11.862
12	1:59.483	22.787	36.771	25.087	34.838	30:11.345

**36** **Juho KANTOLA** FIN  
KALLIO RACING JUNIOR TEAM KTM

1	2:09.487	26.574	38.797	27.021	37.095	2:09.487
2	2:03.419	24.129	37.240	25.661	36.389	4:12.906
3	2:02.962	23.579	37.580	25.695	36.108	6:15.868
4	2:03.084	23.556	37.309	25.825	36.394	8:18.952
5	2:02.897	23.635	37.446	25.868	35.948	10:21.849
6	2:20.406 B	23.749	37.498	26.209	52.950	12:42.255
7	4:05.250	2:23.796	38.411	26.267	36.776	16:47.505
8	2:04.444	23.891	37.541	26.507	36.505	18:51.949
9	2:04.109	23.981	37.624	25.931	36.573	20:56.058
10	2:03.844	23.922	37.559	25.971	36.392	22:59.902
11	2:17.638 B	23.634	37.732	26.215	50.057	25:17.540
12	2:53.073	1:11.778	38.736	25.937	36.622	28:10.613
13	2:03.192	23.705	37.535	25.770	36.182	30:13.805

**38** **Ola NESBAKKEN** ESP  
ALMA RACING TEAM KAWASAKI

1	2:24.395	36.503	44.716	25.938	37.238	2:24.395
2	1:58.623	22.783	36.181	25.123	34.536	4:23.018
3	1:59.186	22.852	36.538	25.131	34.665	6:22.204
4	2:15.382 B	22.905	36.811	25.297	50.369	8:37.586
5	2:25.633	47.984	36.808	25.606	35.235	11:03.219

**42** **Raul PEREZ** ESP  
FUSIÓN RACING TEAM KAWASAKI

1	2:23.012	40.755	41.580	25.467	35.210	2:23.012
2	1:57.557	22.755	35.986	24.903	33.913	4:20.569
3	2:09.115 B	23.135	35.815	25.629	44.536	6:29.684
4	2:14.293	39.916	35.876	24.611	33.890	8:43.977
5	1:56.265	22.259	35.388	24.676	33.942	10:40.242
6	2:12.220 B	22.584	35.753	26.896	46.987	12:52.462
7	16:10.307	...	37.191	25.316	34.706	29:02.769
8	1:58.152	22.862	35.827	25.190	34.273	31:00.921

**46** **Humberto MAIER NETO** BRA  
YAMAHA MS RACING TEAM YAMAHA

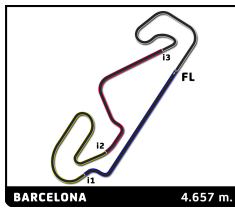
1	2:36.032	35.724	49.337	25.856	45.115	2:36.032
2	1:57.849	22.314	36.012	24.860	34.663	4:33.881
3	1:58.786	22.778	36.508	25.056	34.444	6:32.667
4	1:59.667	22.435	36.629	24.826	35.777	8:32.334
5	2:01.594	22.510	36.418	25.788	36.878	10:33.928
6	1:58.165	22.394	36.008	25.092	34.671	12:32.093
7	2:15.727 B	23.653	38.477	25.323	48.274	14:47.820
8	9:07.123	7:20.916	39.535	26.595	40.077	23:54.943
9	1:58.921	22.464	36.393	25.359	34.705	25:53.864
10	2:17.886	23.527	37.534	25.873	50.952	28:11.750
11	2:00.859	22.767	36.830	25.549	35.713	30:12.609

**47** **Ferran HERNANDEZ** ESP  
HONDA

1	2:23.263	42.435	40.314	25.150	35.364	2:23.263
2	1:58.480	22.371	36.460	24.933	34.716	4:21.743
3	1:57.748	22.448	35.835	24.872	34.593	6:19.491
4	2:17.110 B	23.009	38.816	25.353	49.932	8:36.601
5	2:27.101	49.846	36.384	25.974	34.897	11:03.702
6	1:57.223	22.475	35.647	24.731	34.370	13:00.925
7	2:00.705	22.679	36.505	25.143	36.378	15:01.630
8	1:57.439	22.232	35.805	24.710	34.692	16:59.069
9	2:12.083 B	23.221	37.567	24.852	46.443	19:11.152
10	4:42.447	2:56.952	39.297	26.535	39.663	23:53.599
11	2:14.598 B	23.278	37.731	26.637	46.952	26:08.197
12	2:27.886	46.940	38.185	25.823	36.938	28:36.083
13	1:59.141	22.589	35.987	25.078	35.487	30:35.224

**48** **Julio GARCIA** ESP  
ESP SOLUTIONS MOTAP RACING TEA KAWASAKI

1	2:40.971	57.787	37.589	25.077	40.518	2:40.971
2	1:57.621	23.023	35.955	24.642	34.001	4:38.592
3	1:58.175	22.713	36.613	24.667	34.182	6:36.767



# SBK Junior

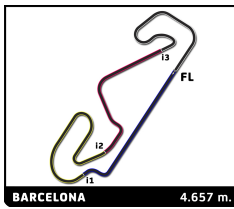
## ESBK CIRCUIT DE BARCELONA-CATALUNYA

### Entrenamiento Cronometrado

### Slow Sector Analysis

Personal Best Session Best B Crossing the pit lane

Lap	Time	Sector 1	Sector 2	Sector 3	Sector 4	Elapsed	Lap	Time	Sector 1	Sector 2	Sector 3	Sector 4	Elapsed
4	2:08.834 B	21.834	36.775	24.995	45.230	8:45.601							
5	2:17.864	40.101	36.927	26.028	34.808	11:03.465							
6	1:56.483	21.912	35.645	24.718	34.208	12:59.948							
7	2:01.459	22.678	37.179	25.174	36.428	15:01.407							
8	1:57.746	22.700	35.907	24.660	34.479	16:59.153							
9	2:14.527 B	23.680	36.545	25.010	49.292	19:13.680							
<b>51 Juan P. URIOSTEGUI</b> MEX													
I+DENT RACING TEAM YAMAHA													
1	2:37.427	58.514	37.348	25.249	36.316	2:37.427							
2	1:58.158	22.634	36.048	25.094	34.382	4:35.585							
3	1:58.352	22.410	36.566	24.644	34.732	6:33.937							
4	1:58.579	22.536	36.380	24.776	34.887	8:32.516							
5	1:59.204	22.516	36.254	25.751	34.683	10:31.720							
6	2:00.263	23.265	36.276	25.345	35.377	12:31.983							
7	2:01.401	23.075	37.706	25.063	35.557	14:33.384							
8	1:59.969	22.735	36.477	25.564	35.193	16:33.353							
9	2:00.291	23.043	36.471	25.498	35.279	18:33.644							
10	1:58.949	23.210	35.907	24.942	34.890	20:32.593							
11	1:58.821	22.748	35.927	25.199	34.947	22:31.414							
12	2:00.303	22.775	36.573	25.679	35.276	24:31.717							
13	2:04.319	25.869	38.477	25.450	34.523	26:36.036							
14	2:01.892	23.480	36.486	24.898	37.028	28:37.928							
15	1:58.808	22.795	36.338	24.870	34.805	30:36.736							
<b>53 Hector YEBRA</b> ESP													
HY COMPETITION TEAM KAWASAKI													
1	2:28.197	42.783	41.593	26.078	37.743	2:28.197							
2	2:00.290	23.564	36.638	25.382	34.706	4:28.487							
3	1:58.770	22.723	36.190	24.921	34.936	6:27.257							
4	1:58.638	23.054	36.106	25.044	34.434	8:25.895							
5	1:59.097	22.766	35.812	25.181	35.338	10:24.992							
6	1:59.809	23.245	36.056	25.262	35.246	12:24.801							
7	2:13.663 B	23.408	36.936	26.078	47.241	14:38.464							
8	4:19.173	2:40.088	38.091	26.286	34.708	18:57.637							
9	2:00.265	23.040	36.603	25.241	35.381	20:57.902							
10	2:01.180	23.164	36.722	25.778	35.516	22:59.082							
11	2:00.253	23.446	36.649	25.656	34.502	24:59.335							
12	1:59.419	23.496	36.342	25.147	34.434	26:58.754							
13	1:59.214	23.024	36.015	25.328	34.847	28:57.968							
14	1:59.488	22.867	36.137	25.536	34.948	30:57.456							
<b>58 Isaac RUIVINHO MARTINS ROSA</b> PRT													
TEAM MOTOCUBO LOULÉ CONCEL F KAWASAKI													
1	2:22.145	39.254	40.165	26.061	36.665	2:22.145							
2	2:03.042	23.386	37.751	25.740	36.165	4:25.187							
3	2:02.676	23.581	37.612	25.756	35.727	6:27.863							
4	2:02.031	23.229	37.234	25.737	35.831	8:29.894							
5	2:19.610 B	23.684	37.511	26.266	52.149	10:49.504							
6	5:15.480	3:33.451	38.664	26.711	36.654	16:04.984							
7	2:16.811	28.357	46.093	26.041	36.320	18:21.795							
8	2:03.351	24.137	37.499	25.893	35.822	20:25.146							
9	2:07.976	23.963	37.416	25.864	40.733	22:33.122							
10	2:01.847	23.326	36.968	25.532	36.021	24:34.969							
11	2:03.514	23.593	37.156	25.789	36.976	26:38.483							
12	2:02.706	23.845	37.189	25.791	35.881	28:41.189							
13	2:02.029	23.455	37.266	25.668	35.640	30:43.218							
<b>72 Yeray RUIZ</b> ESP													
YAMAHA MS RACING YAMAHA													
1	2:35.811	33.553	51.311	25.930	45.017	2:35.811							
2	2:39.022 B	22.270	35.654	24.766	1:16.332	5:14.833							
3	5:10.869	3:26.064	44.439	25.884	34.482	10:25.702							
4	1:58.225	22.946	35.899	24.851	34.529	12:23.927							
5	2:13.062	29.435	41.389	25.040	37.198	14:36.989							
6	1:56.596	22.415	35.594	24.721	33.866	16:33.585							
7	2:13.538 B	22.662	36.528	25.669	48.679	18:47.123							
8	5:07.516	3:21.408	39.615	26.741	39.752	23:54.639							
9	2:20.699 B	22.546	38.485	26.027	53.641	26:15.338							
10	2:22.084	44.224	36.289	24.899	36.672	28:37.422							
11	1:56.351	22.398	35.363	24.529	34.061	30:33.773							
<b>74 Juan A. CONESA</b> ESP													
TEAM LAGLISSE													
1	2:36.801	35.355	50.617	25.653	45.176	2:36.801							
2	1:57.883	22.331	35.771	25.133	34.648	4:34.684							
3	2:01.077	22.403	38.893	24.785	34.996	6:35.761							
4	1:57.401	22.242	35.788	25.039	34.332	8:33.162							
5	2:01.117	23.462	37.884	24.801	34.970	10:34.279							
6	2:00.587	22.685	38.128	24.945	34.829	12:34.866							
7	2:14.023 B	22.460	35.875	24.756	50.932	14:48.889							
8	9:10.979 B	7:21.494	39.674	26.395	43.416	23:59.868							
9	4:37.592	2:54.849	42.959	24.758	35.026	28:37.460							
10	1:57.942	22.722	35.675	24.625	34.920	30:35.402							
<b>81 Juan E. RIVERA</b> COL													
AUSTIN RACING VHC LIQUI MOLY KAWASAKI													
1	2:35.746	58.027	37.176	25.249	35.294	2:35.746							
2	2:03.696	22.780	37.998	27.108	35.810	4:39.442							
3	1:58.293	22.493	36.205	24.866	34.729	6:37.735							
4	1:59.761	23.074	36.407	25.244	35.036	8:37.496							
5	1:59.657	22.917	36.352	25.294	35.094	10:37.153							
6	2:14.522 B	23.197	37.044	25.550	48.731	12:51.675							
7	10:09.038	8:30.696	38.200	25.333	34.809	23:00.713							
8	1:58.520	22.855	36.094	25.020	34.551	24:59.233							
9	1:59.390	23.320	36.277	25.315	34.478	26:58.623							
10	1:59.200	22.960	36.044	25.558	34.638	28:57.823							
11	1:58.243	22.650	36.042	25.119	34.432	30:56.066							
<b>84 Hector DOMINGUEZ</b> ESP													
I+DENT RACING TEAM YAMAHA													
1	2:49.429	1:10.337	37.066	25.468	36.558	2:49.429							
2	1:58.643	22.908	35.919	25.074	34.742	4:48.072							
3	1:59.375	22.950	36.276	25.229	34.920	6:47.447							
4	1:59.757	23.151	36.125	25.187	35.294	8:47.204							
5	1:59.360	22.856	35.996	25.428	35.080	10:46.564							
6	2:14.100 B	23.231	36.565	25.551	48.753	13:00.664							
7	5:38.164	3:59.858	37.576	25.412	35.318	18:38.828							
8	1:59.426	23.410	36.224	25.109	34.683	20:38.254							
9	1:59.209	23.077	36.140	25.239	34.753	22:37.463							
10	1:58.913	23.127	35.988	24.891	34.907	24:36.376							
11	1:59.298	23.003	36.462	25.383	34.450	26:35.674							
12	1:59.070	23.023	36.155	25.122	34.770	28:34.744							
13	2:00.534	23.358	36.373	25.391	35.412	30:35.278							



# SBK Junior

## ESBK CIRCUIT DE BARCELONA-CATALUNYA

### Entrenamiento Cronometrado

### Slow Sector Analysis

Personal Best Session Best B Crossing the pit lane

Lap	Time	Sector 1	Sector 2	Sector 3	Sector 4	Elapsed	Lap	Time	Sector 1	Sector 2	Sector 3	Sector 4	Elapsed
<b>85</b> Marcos LOPEZ ESP													
ALMA RACING TEAM KAWASAKI													
1	2:24.172	39.636	42.222	26.076	36.238	2:24.172	7	2:00.861	23.292	36.483	25.620	35.466	14:26.586
2	2:01.296	23.406	36.752	25.571	35.567	4:25.468	8	<b>2:00.505</b>	23.471	36.577	25.062	35.395	16:27.091
3	2:00.053	<b>22.536</b>	36.980	25.492	35.045	6:25.521	9	2:01.200	23.494	36.809	25.528	35.369	18:28.291
4	2:00.071	22.927	36.769	25.315	35.060	8:25.592	10	2:00.950	23.512	36.929	25.297	35.212	20:29.241
5	<b>2:00.038</b>	22.873	36.666	25.338	35.161	10:25.630	11	2:03.153	23.572	37.816	25.937	35.828	22:32.394
6	2:27.803 B	23.452	<b>36.445</b>	25.544	1:02.362	12:53.433	12	2:02.377	23.259	37.110	25.521	36.487	24:34.771
7	5:41.677	3:59.843	41.377	25.288	35.169	18:35.110	13	2:00.331	23.476	36.432	25.341	<b>35.082</b>	26:35.102
8	1:59.683	22.962	36.531	25.276	<b>34.914</b>	20:34.793	14	2:02.334	23.147	37.409	25.060	36.718	28:37.436
9	2:00.483	22.983	36.948	<b>25.131</b>	35.421	22:35.276	15	2:00.223	<b>22.966</b>	<b>36.311</b>	25.151	35.795	30:37.659
10	2:20.158 B	24.824	39.072	26.332	49.930	24:55.434							
11	3:15.298	1:32.114	40.625	26.062	36.497	28:10.732							
12	2:00.364	22.830	36.728	25.566	35.240	30:11.096							
<b>91</b> Borja JIMENEZ ESP													
ESP SOLUTIONS MOTAP RACING TEA KAWASAKI													
1	2:41.281	57.829	37.774	24.990	40.688	2:41.281							
2	1:57.272	22.610	35.884	24.710	<b>34.068</b>	4:38.553							
3	1:58.070	22.377	36.484	24.605	34.604	6:36.623							
4	2:07.251 B	<b>22.216</b>	35.933	24.942	44.160	8:43.874							
5	2:20.214	41.037	36.180	25.352	37.645	11:04.088							
6	<b>1:56.999</b>	22.289	<b>35.714</b>	<b>24.547</b>	34.449	13:01.087							
7	2:00.039	22.684	37.042	25.073	35.240	15:01.126							
8	1:57.976	22.916	35.872	24.680	34.508	16:59.102							
9	2:12.735 B	23.622	36.839	24.885	47.389	19:11.837							
10	5:10.374	3:31.243	37.807	25.866	35.458	24:22.211							
11	2:01.183	23.863	36.858	25.538	34.924	26:23.394							
12	1:59.230	22.904	36.177	25.084	35.065	28:22.624							
13	1:58.540	22.807	36.060	25.024	34.649	30:21.164							
<b>94</b> Facundo A. LLAMBIAS URY													
KAWASAKI PL RACING JUNIOR TEAM KAWASAKI													
1	2:21.015	37.961	39.695	26.717	36.642	2:21.015							
2	2:00.719	23.508	36.857	25.224	35.130	4:21.734							
3	1:58.334	22.589	35.935	24.794	35.016	6:20.068							
4	2:16.976 B	22.681	37.141	25.113	52.041	8:37.044							
5	2:25.864	48.610	36.577	25.387	35.290	11:02.908							
6	1:57.786	22.867	<b>35.746</b>	<b>24.697</b>	<b>34.476</b>	13:00.694							
7	2:01.472	22.480	36.287	25.248	37.457	15:02.166							
8	<b>1:57.558</b>	<b>22.247</b>	35.861	24.860	34.590	16:59.724							
9	1:59.612	22.696	36.741	25.149	35.026	18:59.336							
10	1:58.804	22.683	36.093	25.081	34.947	20:58.140							
11	2:02.502	22.577	38.957	25.993	34.975	23:00.642							
12	2:07.286 B	23.044	36.617	25.253	42.372	25:07.928							
13	3:01.430	1:17.909	43.166	25.020	35.335	28:09.358							
14	2:03.354	22.978	39.585	25.542	35.249	30:12.712							
<b>95</b> Afonso SIMOES DE ALMEIDA PRT													
MIGUEL OLIVEIRA FAN CLUB RACING YAMAHA													
1	2:21.623	39.161	39.842	26.314	36.306	2:21.623							
2	2:00.965	23.160	37.001	25.320	35.484	4:22.588							
3	2:00.515	22.995	36.694	25.319	35.507	6:23.103							
4	2:00.807	23.277	36.562	<b>24.990</b>	35.978	8:23.910							
5	2:00.586	23.483	36.544	25.321	35.238	10:24.496							
6	2:01.229	23.394	36.626	25.351	35.858	12:25.725							
<b>97</b> Johan GIMBERT FRA													
TPR KAWASAKI KAWASAKI													
1	2:36.372	33.794	51.796	25.863	44.919	2:36.372							
2	2:00.274	<b>22.541</b>	35.895	25.192	36.646	4:36.646							
3	1:58.790	22.671	35.978	24.999	35.142	6:35.436							
4	1:58.846	22.995	35.890	25.002	34.959	8:34.282							
5	1:58.314	22.595	<b>35.866</b>	25.065	34.788	10:32.596							
6	2:12.926 B	22.733	39.185	25.244	45.764	12:45.522							
7	7:49.531	6:03.570	42.534	26.116	37.311	20:35.053							
8	<b>1:58.031</b>	22.550	35.911	<b>24.870</b>	<b>34.700</b>	22:33.084							
9	2:17.621 B	22.666	36.642	26.314	51.999	24:50.705							
10	2:37.011	55.236	39.410	26.157	36.208	27:27.716							
11	2:00.470	22.872	36.678	25.520	35.400	29:28.186							
12	1:59.026	22.970	36.179	25.112	34.765	31:27.212							
<b>98</b> Daniel MOGEDA ESP													
ESP SOLUTIONS MOTAP RACING TEA KAWASAKI													
1	2:41.313	57.198	37.484	24.826	41.805	2:41.313							
2	1:56.861	22.308	35.802	24.682	34.069	4:38.174							
3	1:57.768	22.650	36.762	<b>24.336</b>	34.020	6:35.942							
4	2:00.729	<b>21.886</b>	37.248	25.143	36.452	8:36.671							
5	1:59.155	22.202	36.024	25.257	35.672	10:35.826							
6	<b>1:56.265</b>	22.238	<b>35.427</b>	24.633	<b>33.967</b>	12:32.091							
7	2:13.148 B	22.766	37.653	25.135	47.594	14:45.239							
8	5:52.209	4:15.741	35.864	25.050	35.554	20:37.448							
9	1:56.631	22.478	35.604	24.479	34.070	22:34.079							
10	2:14.414 B	22.768	36.793	26.032	48.821	24:48.493							
11	3:23.712	1:38.695	40.039	25.119	39.859	28:12.205							
12	2:00.540	22.156	36.199	25.371	36.814	30:12.745							