

SBK Junior

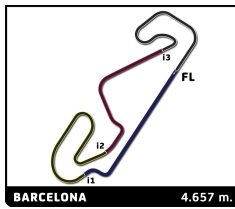
ESBK CIRCUIT DE BARCELONA-CATALUNYA

Entrenamiento Cronometrado

Sector Analysis

— Invalidated Lap ■ Personal Best ■ Session Best B Crossing the pit lane

Lap	Time	Sector 1	Sector 2	Sector 3	Sector 4	T.Spd	Lap	Time	Sector 1	Sector 2	Sector 3	Sector 4	T.Spd	
2	Natalia RIVERA ESP I+DENT RACING TEAM YAMAHA							7	2:00.587	22.501	36.525	25.610	35.951	204.4
1	2:22.954	40.610	39.429	26.609	36.306	147.5	8	2:10.127B	22.485	35.474	24.467	47.701	197.3	
2	2:00.723	23.293	36.778	25.628	35.024	200.2	9	5:06.757	3:29.780	36.757	25.179	35.041	129.3	
3	2:00.144	22.977	36.546	25.403	35.218	202.1	10	1:58.282	23.005	35.936	24.784	34.557	188.1	
4	2:00.506	23.031	36.431	25.295	35.749	201.3	11	2:20.321B	26.966	37.244	25.527	50.584	196.6	
5	2:00.405	22.909	36.440	25.612	35.444	199.1	12	2:41.087	1:06.081	35.681	24.744	34.581	154.7	
6	2:02.150	23.737	36.752	25.420	36.241	196.6	13	1:56.431	22.300	35.544	24.659	33.928	202.1	
7	2:00.239	23.094	36.415	25.394	35.336	197.3								
8	1:59.440	22.724	36.451	25.303	34.962	199.9								
9	2:09.995B	23.775	36.679	25.824	43.717	190.1								
10	3:22.070	1:45.072	36.481	25.259	35.258	143.4								
11	2:00.316	23.283	36.265	25.421	35.347	192.1								
12	2:00.499	23.258	36.081	25.467	35.693	194.8								
13	1:59.815	23.269	36.134	25.520	34.892	191.7								
14	1:59.751	23.239	36.266	25.420	34.826	191.7								
15	1:59.369	23.200	36.171	25.391	34.607	191.4								
4	Eric FERNANDEZ ESP TEAM SPEED RACING KAWASAKI													
1	2:33.975	57.412	36.387	25.506	34.670	151.0								
2	2:05.506	23.185	38.389	26.507	37.425	196.6								
3	1:55.782	22.073	35.423	24.532	33.754	207.5								
4	2:07.885B	22.567	35.848	25.098	44.372	204.7								
5	2:20.154	42.014	36.884	26.361	34.895	134.6								
6	1:55.799	21.815	35.421	24.607	33.956	206.3								
7	2:02.126	23.148	38.622	24.996	35.360	198.4								
8	3:00.375B	22.214	35.399	24.676	1:38.086	198.8								
9	7:59.242B	5:36.057	49.884	37.404	55.897	97.9								
6	Guilherme MARQUES PRT MIGUEL OLIVEIRA FAN CLUB YAMAHA													
1	2:24.811	40.888	40.788	26.441	36.694	143.4								
2	2:01.017	23.299	36.774	25.319	35.625	195.5								
3	2:06.411	24.487	40.451	25.897	35.576	199.1								
4	2:00.888	23.643	36.963	25.393	34.889	190.4								
5	2:00.341	22.879	36.740	25.299	35.423	204.7								
6	2:00.287	23.404	36.553	25.175	35.155	194.5								
7	2:06.171	23.633	40.964	25.968	35.606	197.7								
8	2:00.892	23.773	36.432	25.206	35.481	191.1								
9	2:03.025	24.158	36.817	26.543	35.507	184.9								
10	2:01.652	23.726	36.738	25.812	35.376	187.4								
11	2:01.756	23.679	36.842	25.782	35.453	187.4								
12	2:01.621	23.851	36.723	25.702	35.345	187.8								
13	2:01.443	23.780	36.588	25.658	35.417	188.4								
14	2:06.708	23.861	37.078	27.033	38.736	188.4								
15	2:00.279	23.349	36.564	25.402	34.964	192.1								
8	Carlos GIMENEZ ESP ARCO-MOTOR UNIVERSITY TEAM YAMAHA													
1	2:49.228	1:09.286	36.916	25.945	37.081	131.9								
2	1:56.837	22.461	35.510	24.776	34.090	197.3								
3	1:56.337	22.261	35.674	24.535	33.867	205.1								
4	2:01.992	23.366	37.397	26.035	35.194	209.1								
5	1:57.802	22.241	36.536	25.069	33.956	203.2								
6	1:55.665	22.241	35.196	24.442	33.786	205.1								
							15	Aaron GARCIA ESP TJT RACING KAWASAKI						
							1	2:09.950	29.110	39.223	25.853	35.764	133.7	
							2	2:00.047	23.136	36.537	25.384	34.990	199.5	
							3	2:00.470	23.121	36.623	25.559	35.167	192.4	
							4	2:00.172	23.401	36.722	25.221	34.828	189.4	
							5	2:13.850B	23.198	37.723	26.537	46.392	193.5	
							6	6:09.108	4:29.297	38.638	25.776	35.397	104.6	
							7	2:00.619	23.337	36.787	25.309	35.186	198.4	
							8	1:59.831	23.065	36.434	25.252	35.080	198.4	
							9	1:59.871	23.133	36.682	25.172	34.884	195.2	
							10	2:03.350	23.080	36.803	26.380	37.087	200.2	
							16	Michal A. BUDZIASZEK POL I+DENT RACING TEAM YAMAHA						
							1	2:37.613	59.063	37.003	25.378	36.169	150.2	
							2	1:59.518	22.755	36.176	25.278	35.309	203.6	
							3	1:59.323	22.824	36.655	25.202	34.642	202.8	
							4	1:59.575	22.795	36.336	25.147	35.297	204.7	
							5	1:59.788	23.151	35.995	25.328	35.314	199.1	
							6	1:59.447	22.743	36.123	25.334	35.247	203.6	
							7	2:00.006	22.863	36.678	25.178	35.287	205.1	
							8	2:00.847	23.492	36.415	25.894	35.046	194.8	
							9	2:00.492	23.436	36.571	25.545	34.940	194.8	
							10	2:00.778	23.453	36.623	25.503	35.199	194.8	
							11	1:59.297	23.029	36.161	25.295	34.812	200.2	
							12	1:59.643	23.022	36.247	25.356	35.018	201.0	
							13	1:59.227	22.830	36.595	25.102	34.700	202.8	
							14	2:20.011B	22.955	36.626	25.270	55.160	203.2	
							15	3:05.421	1:27.661	36.770	25.774	35.216	145.2	
							17	Samuel DIAZ ESP TECNIRACING KAWASAKI						
							1	2:09.722	29.265	38.574	25.717	36.166	134.6	
							2	1:59.724	23.115	36.512	25.022	35.075	194.5	
							3	2:02.187	23.241	38.476	25.309	35.161	194.8	
							4	1:58.431	22.651	35.894	25.146	34.740	198.8	
							5	2:18.419B	23.174	40.486	26.058	48.701	194.5	
							6	2:38.421	1:02.104	36.135	25.313	34.869	148.5	
							7	1:59.005	22.767	36.169	25.300	34.769	198.8	
							8	1:58.398	22.759	35.957	24.935	34.747	198.4	
							9	1:58.111	22.753	35.803	25.043	34.512	196.6	
							10	2:12.559B	22.608	36.204	25.467	48.280	202.8	
							11	2:40.308	53.990	39.554	26.653	40.111	154.0	
							12	2:05.775	22.448	37.017	26.721	39.589	205.5	
							13	2:21.759B	23.360	42.475	25.627	50.297	196.2	
							14	2:18.976	42.373	36.319	25.437	34.847	145.0	



SBK Junior

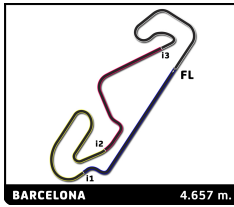
ESBK CIRCUIT DE BARCELONA-CATALUNYA

Entrenamiento Cronometrado

Sector Analysis

— Invalidated Lap ■ Personal Best ■ Session Best B Crossing the pit lane

Lap	Time	Sector 1	Sector 2	Sector 3	Sector 4	T.Spd	Lap	Time	Sector 1	Sector 2	Sector 3	Sector 4	T.Spd
18 Joan SANTOS ESP							8 3:52.005 2:06.251 40.626 27.207 37.921 119.6						
QRG MOTOR RACING KAWASAKI							9 1:59.897 22.675 36.247 25.422 35.553 202.8						
1	2:34.948	54.163	39.941	25.339	35.505	144.0	10	<u>2:03.438</u>	25.919	37.032	25.348	35.139	209.5
2	1:58.870	22.625	36.452	25.025	34.768	202.8	11	1:58.823	22.629	36.491	24.804	34.899	204.7
3	1:59.348	22.728	36.747	25.116	34.757	200.2	12	1:58.349	22.325	36.301	25.014	34.709	210.3
4	1:58.689	22.815	36.083	24.826	34.965	207.9	26 Jose M. OSUNA ESP						
5	2:05.679	22.912	42.852	25.002	34.913	199.5	DEZA BOX 77 RACING TEAM KAWASAKI						
6	1:58.475	22.327	36.345	25.022	34.781	206.3	1	2:09.541	29.396	38.170	25.725	36.250	136.8
7	2:04.404	22.543	36.958	29.573	35.330	204.4	2	1:59.846	23.156	36.465	25.149	35.076	193.5
8	2:18.044 B	22.553	36.614	25.127	53.750	202.1	3	1:59.475	23.051	36.313	25.122	34.989	193.5
9	5:31.645	3:51.725	38.781	25.486	35.653	120.1	4	2:12.949 B	22.987	36.384	25.220	48.358	195.2
10	2:04.637	23.383	37.180	25.942	38.132	192.8	5	6:15.061	4:37.850	36.291	25.101	35.819	101.3
11	2:00.620	23.920	36.384	25.149	35.167	195.5	6	1:58.180	22.785	36.022	24.944	34.429	198.0
12	2:20.195	24.017	53.494	27.234	35.450	197.0	7	1:58.590	22.615	35.801	24.980	35.194	199.5
13	1:58.967	22.517	36.381	25.213	34.856	202.8	8	1:58.487	23.015	35.833	24.919	34.720	195.5
20 Javier CORRAL ESP							9	1:58.613	22.876	35.952	25.127	34.658	195.2
ARCO-MOTOR UNIVERSITY TEAM YAMAHA							10	2:04.811	23.063	38.291	25.357	38.100	201.0
1	2:49.112	1:10.033	37.138	25.558	36.383	137.4	11	1:58.377	22.460	35.999	25.146	34.772	206.7
2	1:58.450	23.037	35.797	24.943	34.673	193.1	12	<u>2:04.182</u>	26.730	37.634	24.738	35.080	194.8
3	<u>1:58.331</u>	22.487	35.976	25.142	34.726	200.6	13	1:57.235	21.997	35.613	24.701	34.924	211.1
4	2:01.332	22.872	36.614	25.878	35.968	197.3	27 Alvaro DIAZ ESP						
5	2:16.177 B	22.663	36.113	26.020	51.381	198.8	ARCO-MOTOR UNIVERSITY TEAM YAMAHA						
6	10:52.101	9:15.648	36.503	25.091	34.859	132.4	1	2:49.696	1:09.642	36.834	25.825	37.395	146.1
7	1:58.421	23.182	35.869	24.920	34.450	190.4	2	1:56.088	22.201	35.380	24.600	33.907	204.0
8	2:20.669 B	23.127	40.373	26.472	50.697	195.5	3	1:56.392	22.435	35.470	24.647	33.840	199.9
9	<u>2:44.770</u>	1:07.737	36.980	25.341	34.712	153.3	4	2:01.537	22.555	37.029	26.593	35.360	204.0
10	1:57.918	22.627	35.784	24.666	34.841	199.9	5	1:58.199	22.272	36.768	24.703	34.456	204.4
22 Alejandro CARRION ESP							6	1:55.760	22.241	35.104	24.569	33.846	202.8
DR7 HMAX KAWASAKI							7	2:10.381 B	22.325	36.179	24.960	46.917	202.5
1	2:34.459	38.527	46.072	26.020	43.840	151.4	8	7:07.098	5:29.987	36.621	25.343	35.147	134.9
2	2:01.647	22.623	37.671	25.050	36.303	207.5	9	1:58.488	22.897	36.410	24.735	34.446	194.1
3	1:57.118	22.107	36.149	24.559	34.303	211.9	10	<u>2:20.112 B</u>	26.598	37.324	25.798	50.392	197.0
4	2:01.462	22.024	36.181	24.731	38.526	210.7	11	2:40.961	1:05.892	35.852	24.783	34.434	148.3
5	1:56.685	21.953	35.504	24.896	34.332	214.0	12	1:56.750	22.430	35.595	24.705	34.020	197.7
6	2:02.643	23.638	39.004	24.553	35.448	202.1	28 Valentin PERRONE ARG						
7	2:03.468	21.974	39.131	25.234	37.129	209.1	TEAM SPEED RACING KAWASAKI						
8	1:56.716	22.274	35.824	24.587	34.031	209.1	1	2:36.830	58.385	37.288	25.097	36.060	154.9
9	2:00.205	22.607	36.472	25.702	35.424	207.9	2	1:58.633	22.602	36.165	24.860	35.006	206.3
10	1:59.631	21.983	35.722	25.305	36.621	209.5	3	1:58.331	22.471	36.130	24.911	34.819	207.5
11	1:57.409	22.255	35.870	24.524	34.760	202.8	4	1:58.575	22.593	36.147	24.963	34.872	202.5
12	2:19.393 B	22.469	39.506	26.773	50.645	205.1	5	1:59.896	23.025	36.088	25.928	34.855	196.2
13	2:37.558	54.267	41.122	26.667	35.502	130.0	6	1:59.781	22.972	36.211	25.237	35.361	202.5
14	<u>2:00.346</u>	22.292	36.311	26.606	35.137	204.7	7	2:00.649	23.322	36.689	25.191	35.447	198.0
15	1:57.573	22.219	35.985	24.837	34.532	207.1	8	2:16.609 B	23.233	36.557	25.279	51.540	193.8
23 Jordi RAPOSEIRAS AND							9	8:25.664	6:47.657	37.043	25.544	35.420	97.2
ILUSION TEAM KAWASAKI							10	2:00.281	23.383	36.565	25.283	35.050	194.1
1	2:28.744	43.200	42.644	26.499	36.401	148.7	11	1:59.479	23.091	36.424	25.189	34.775	195.5
2	2:00.472	23.538	36.560	25.175	35.199	198.4	12	1:59.465	23.048	36.352	25.169	34.896	194.8
3	2:37.688 B	22.545	1:02.492	28.706	43.945	206.7	31 Max SANCHEZ ESP						
4	<u>5:20.661</u>	3:23.033	56.728	25.679	35.221	150.4	ETG RACING YAMAHA						
5	1:59.376	22.705	36.390	25.082	35.199	205.1	1	2:28.690	42.968	43.209	26.119	36.394	148.7
6	1:59.565	22.712	36.445	25.430	34.978	199.1	2	1:59.287	22.952	36.327	25.120	34.888	197.3
7	<u>2:17.540 B</u>	27.265	41.079	25.371	43.825	190.4	3	2:13.146	22.824	36.106	25.239	48.977	198.0



SBK Junior

ESBK CIRCUIT DE BARCELONA-CATALUNYA

Entrenamiento Cronometrado

Sector Analysis

— Invalidated Lap ■ Personal Best ■ Session Best B Crossing the pit lane

Lap	Time	Sector 1	Sector 2	Sector 3	Sector 4	T.Sp	Lap	Time	Sector 1	Sector 2	Sector 3	Sector 4	T.Sp
4	2:01.900	24.436	37.248	25.251	34.965	196.2	6	1:58.671	22.876	36.237	24.910	34.648	203.6
5	1:58.890	22.914	36.220	24.979	34.777	196.2	7	2:01.238	22.667	36.474	25.282	36.815	203.6
6	2:13.486 B	22.896	35.979	25.152	49.459	202.5	8	1:59.115	22.954	36.297	25.084	34.780	200.6
7	7:37.320	5:53.596	42.898	25.650	35.176	145.7	9	1:59.829	23.138	36.371	25.276	35.044	194.5
8	1:58.313	22.813	35.790	25.122	34.588	196.6	10	2:00.352	23.168	36.290	25.293	35.601	194.1
9	2:04.445	22.850	38.796	25.379	37.420	201.7	11	2:01.357	23.491	37.549	25.224	35.093	193.1
10	1:59.782	23.442	36.371	24.944	35.025	203.6	12	2:06.923	23.144	39.712	28.619	35.448	195.9
11	1:58.194	22.725	35.805	25.087	34.577	197.0	13	2:05.188	23.242	37.898	26.117	37.931	195.5
12	1:58.526	22.950	35.979	25.117	34.480	193.8	14	1:59.377	22.998	36.219	25.302	34.858	198.0
							15	1:59.036	22.810	36.287	25.094	34.845	199.9

32 **Rodrigo VALENTE MARTINS** PRT
YAMAHA GV STRATOS YAMAHA

1	2:21.590	37.609	40.843	26.728	36.410	151.2
2	2:01.083	23.457	36.990	25.507	35.129	196.6
3	2:00.454	23.344	36.562	25.333	35.215	199.9
4	2:00.991	23.087	36.391	25.349	36.164	200.6
5	2:00.463	23.427	36.531	25.448	35.057	195.5
6	2:02.787	23.763	36.996	25.917	36.111	196.6

35 **Yeray SAIZ** ESP
KAWASAKI PL RACING JUNIOR TEAM KAWASAKI

1	2:21.101	34.461	43.827	26.673	36.140	151.0
2	1:59.464	22.983	36.490	25.106	34.885	194.5
3	1:58.996	23.075	36.272	25.073	34.576	196.6
4	2:17.326 B	23.034	38.104	25.123	51.065	199.1
5	2:26.190	47.887	37.189	25.823	35.291	108.1
6	1:57.753	22.609	35.636	24.936	34.572	201.3
7	2:01.069	22.582	36.356	25.196	36.935	206.3
8	1:57.502	22.397	35.817	24.703	34.585	207.9
9	1:58.059	22.559	36.031	24.824	34.645	203.2
10	2:13.253 B	23.057	36.463	25.439	48.294	194.5
11	7:01.149	5:14.985	45.696	25.553	34.915	143.4
12	1:59.483	22.787	36.771	25.087	34.838	203.6

36 **Juho KANTOLA** FIN
KALLIO RACING JUNIOR TEAM KTM

1	2:09.487	26.574	38.797	27.021	37.095	141.2
2	2:03.419	24.129	37.240	25.661	36.389	192.8
3	2:02.962	23.579	37.580	25.695	36.108	195.2
4	2:03.084	23.556	37.309	25.825	36.394	193.8
5	2:02.897	23.635	37.446	25.868	35.948	192.8
6	2:20.406 B	23.749	37.498	26.209	52.950	192.1
7	4:05.250	2:23.796	38.411	26.267	36.776	73.1
8	2:04.444	23.891	37.541	26.507	36.505	190.1
9	2:04.109	23.981	37.624	25.931	36.573	189.7
10	2:03.844	23.922	37.559	25.971	36.392	189.4
11	2:17.638 B	23.634	37.732	26.215	50.057	194.5
12	2:53.073	1:11.778	38.736	25.937	36.622	138.5
13	2:03.192	23.705	37.535	25.770	36.182	197.0

38 **Ola NESBAKKEN** ESP
ALMA RACING TEAM KAWASAKI

1	2:24.395	36.503	44.716	25.938	37.238	150.0
2	1:58.623	22.783	36.181	25.123	34.536	205.9
3	1:59.186	22.852	36.538	25.131	34.665	207.9
4	2:15.382 B	22.905	36.811	25.297	50.369	198.0
5	2:25.633	47.984	36.808	25.606	35.235	110.3

42 **Raul PEREZ** ESP
FUSIÓN RACING TEAM KAWASAKI

1	2:23.012	40.755	41.580	25.467	35.210	148.1
2	1:57.557	22.755	35.986	24.903	33.913	203.2
3	2:09.115 B	23.135	35.815	25.629	44.536	194.8
4	2:14.293	39.916	35.876	24.611	33.890	151.8
5	1:56.265	22.259	35.388	24.676	33.942	206.3
6	2:12.220 B	22.584	35.753	26.896	46.987	199.1
7	16:10.307	...	37.191	25.316	34.706	148.3
8	1:58.152	22.862	35.827	25.190	34.273	193.5

46 **Humberto MAIER NETO** BRA
YAMAHA MS RACING TEAM YAMAHA

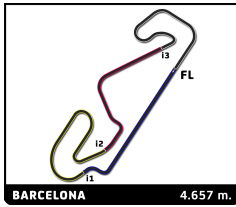
1	2:36.032	35.724	49.337	25.856	45.115	150.4
2	1:57.849	22.314	36.012	24.860	34.663	206.7
3	1:58.786	22.778	36.508	25.056	34.444	202.1
4	1:59.667	22.435	36.629	24.826	35.777	201.7
5	2:01.594	22.510	36.418	25.788	36.878	204.4
6	1:58.165	22.394	36.008	25.092	34.671	207.5
7	2:15.727 B	23.653	38.477	25.323	48.274	195.2
8	9:07.123	7:20.916	39.535	26.595	40.077	124.3
9	1:58.921	22.464	36.393	25.359	34.705	206.3
10	2:17.886	23.527	37.534	25.873	50.952	189.4
11	2:00.859	22.767	36.830	25.549	35.713	205.9

47 **Ferran HERNANDEZ** ESP
HONDA

1	2:23.263	42.435	40.314	25.150	35.364	154.7
2	1:58.480	22.371	36.460	24.933	34.716	207.1
3	1:57.748	22.448	35.835	24.872	34.593	207.1
4	2:17.110 B	23.009	38.816	25.353	49.932	199.5
5	2:27.101	49.846	36.384	25.974	34.897	158.9
6	1:57.223	22.475	35.647	24.731	34.370	208.3
7	2:00.705	22.679	36.505	25.143	36.378	205.1
8	1:57.439	22.232	35.805	24.710	34.692	205.5
9	2:12.083 B	23.221	37.567	24.852	46.443	195.5
10	4:42.447	2:56.952	39.297	26.535	39.663	127.6
11	2:14.598 B	23.278	37.731	26.637	46.952	197.7
12	2:27.886	46.940	38.185	25.823	36.938	153.3
13	1:59.141	22.589	35.987	25.078	35.487	203.2

48 **Julio GARCIA** ESP
ESP SOLUTIONS MOTAP RACING TEA KAWASAKI

1	2:40.971	57.787	37.589	25.077	40.518	147.1
2	1:57.621	23.023	35.955	24.642	34.001	194.5
3	1:58.175	22.713	36.613	24.667	34.182	211.1



SBK Junior

ESBK CIRCUIT DE BARCELONA-CATALUNYA

Entrenamiento Cronometrado

Sector Analysis

— Invalidated Lap ■ Personal Best ■ Session Best B Crossing the pit lane

Lap	Time	Sector 1	Sector 2	Sector 3	Sector 4	T.SpD
4	2:08.834 B	21.834	36.775	24.995	45.230	211.1
5	2:17.864	40.101	36.927	26.028	34.808	154.2
6	1:56.483	21.912	35.645	24.718	34.208	211.5
7	2:01.459	22.678	37.179	25.174	36.428	201.0
8	1:57.746	22.700	35.907	24.660	34.479	198.0
9	2:14.527 B	23.680	36.545	25.010	49.292	190.7

51 **Juan P. URIOSTEGUI** MEX
I+DENT RACING TEAM YAMAHA

1	2:37.427	58.514	37.348	25.249	36.316	147.3
2	1:58.158	22.634	36.048	25.094	34.382	202.8
3	1:58.352	22.410	36.566	24.644	34.732	203.2
4	1:58.579	22.536	36.380	24.776	34.887	202.8
5	1:59.204	22.516	36.254	25.751	34.683	203.2
6	2:00.263	23.265	36.276	25.345	35.377	202.5
7	2:01.401	23.075	37.706	25.063	35.557	200.2
8	1:59.969	22.735	36.477	25.564	35.193	199.5
9	2:00.291	23.043	36.471	25.498	35.279	196.2
10	1:58.949	23.210	35.907	24.942	34.890	197.3
11	1:58.821	22.748	35.927	25.199	34.947	199.9
12	2:00.303	22.775	36.573	25.679	35.276	202.8
13	2:04.319	25.869	38.477	25.450	34.523	189.7
14	2:01.892	23.480	36.486	24.898	37.028	202.8
15	1:58.808	22.795	36.338	24.870	34.805	201.3

53 **Hector YEBRA** ESP
HY COMPETITION TEAM KAWASAKI

1	2:28.197	42.783	41.593	26.078	37.743	139.2
2	2:00.290	23.564	36.638	25.382	34.706	187.8
3	1:58.770	22.723	36.190	24.921	34.936	196.6
4	1:58.638	23.054	36.106	25.044	34.434	193.5
5	1:59.097	22.766	35.812	25.181	35.338	197.3
6	1:59.809	23.245	36.056	25.262	35.246	198.8
7	2:13.663 B	23.408	36.936	26.078	47.241	190.4
8	4:19.173	2:40.088	38.091	26.286	34.708	74.4
9	2:00.265	23.040	36.603	25.241	35.381	194.8
10	2:01.180	23.164	36.722	25.778	35.516	192.1
11	2:00.253	23.446	36.649	25.656	34.502	187.4
12	1:59.419	23.496	36.342	25.147	34.434	185.8
13	1:59.214	23.024	36.015	25.328	34.847	192.4
14	1:59.488	22.867	36.137	25.536	34.948	194.5

58 **Isaac RUIVINHO MARTINS ROSA** PRT
TEAM MOTOCUCLUBE LOULÉ CONCEL T KAWASAKI

1	2:22.145	39.254	40.165	26.061	36.665	143.8
2	2:03.042	23.386	37.751	25.740	36.165	199.1
3	2:02.676	23.581	37.612	25.756	35.727	198.8
4	2:02.031	23.229	37.234	25.737	35.831	198.4
5	2:19.610 B	23.684	37.511	26.266	52.149	193.8
6	5:15.480	3:33.451	38.664	26.711	36.654	136.2
7	2:16.811	28.357	46.093	26.041	36.320	186.5
8	2:03.351	24.137	37.499	25.893	35.822	187.4
9	2:07.976	23.963	37.416	25.864	40.733	186.5
10	2:01.847	23.326	36.968	25.532	36.021	202.1
11	2:03.514	23.593	37.156	25.789	36.976	200.6
12	2:02.706	23.845	37.189	25.791	35.881	192.1
13	2:02.029	23.455	37.266	25.668	35.640	193.8

72 **Yeray RUIZ** ESP
YAMAHA MS RACING YAMAHA

1	2:35.811	33.553	51.311	25.930	45.017	149.8
2	2:39.022 B	22.270	35.654	24.766	1:16.332	199.9
3	5:10.869	3:26.064	44.439	25.884	34.482	136.6
4	1:58.225	22.946	35.899	24.851	34.529	202.5
5	2:13.062	29.435	41.389	25.040	37.198	194.5
6	1:56.596	22.415	35.594	24.721	33.866	199.9
7	2:13.538 B	22.662	36.528	25.669	48.679	197.0
8	5:07.516	3:21.408	39.615	26.741	39.752	125.7
9	2:20.699 B	22.546	38.485	26.027	53.641	202.5
10	2:22.084	44.224	36.289	24.899	36.672	147.9
11	1:56.351	22.398	35.363	24.529	34.061	199.1

74 **Juan A. CONESA** ESP
TEAM LAGLISSE

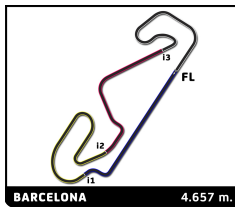
1	2:36.801	35.355	50.617	25.653	45.176	149.1
2	1:57.883	22.331	35.771	25.133	34.648	208.7
3	2:01.077	22.403	38.893	24.785	34.996	202.1
4	1:57.401	22.242	35.788	25.039	34.332	207.1
5	2:01.117	23.462	37.884	24.801	34.970	205.5
6	2:00.587	22.685	38.128	24.945	34.829	206.7
7	2:14.023 B	22.460	35.875	24.756	50.932	201.7
8	9:10.979 B	7:21.494	39.674	26.395	43.416	139.0
9	4:37.592	2:54.849	42.959	24.758	35.026	148.7
10	1:57.942	22.722	35.675	24.625	34.920	200.2

81 **Juan E. RIVERA** COL
AUSTIN RACING VHC LIQUI MOLY KAWASAKI

1	2:35.746	58.027	37.176	25.249	35.294	147.7
2	2:03.696	22.780	37.998	27.108	35.810	201.7
3	1:58.293	22.493	36.205	24.866	34.729	204.7
4	1:59.761	23.074	36.407	25.244	35.036	195.5
5	1:59.657	22.917	36.352	25.294	35.094	194.8
6	2:14.522 B	23.197	37.044	25.550	48.731	197.7
7	10:09.038	8:30.696	38.200	25.333	34.809	139.9
8	1:58.520	22.855	36.094	25.020	34.551	204.0
9	1:59.390	23.320	36.277	25.315	34.478	187.8
10	1:59.200	22.960	36.044	25.558	34.638	195.5
11	1:58.243	22.650	36.042	25.119	34.432	194.8

84 **Hector DOMINGUEZ** ESP
I+DENT RACING TEAM YAMAHA

1	2:49.429	1:10.337	37.066	25.468	36.558	144.4
2	1:58.643	22.908	35.919	25.074	34.742	201.0
3	1:59.375	22.950	36.276	25.229	34.920	197.7
4	1:59.757	23.151	36.125	25.187	35.294	195.2
5	1:59.360	22.856	35.996	25.428	35.080	202.5
6	2:14.100 B	23.231	36.565	25.551	48.753	193.5
7	5:38.164	3:59.858	37.576	25.412	35.318	116.7
8	1:59.426	23.410	36.224	25.109	34.683	190.1
9	1:59.209	23.077	36.140	25.239	34.753	193.8
10	1:58.913	23.127	35.988	24.891	34.907	195.5
11	1:59.298	23.003	36.462	25.383	34.450	202.8
12	1:59.070	23.023	36.155	25.122	34.770	202.8
13	2:00.534	23.358	36.373	25.391	35.412	190.4



SBK Junior

ESBK CIRCUIT DE BARCELONA-CATALUNYA

Entrenamiento Cronometrado

Sector Analysis

— Invalidated Lap ■ Personal Best ■ Session Best B Crossing the pit lane

Lap	Time	Sector 1	Sector 2	Sector 3	Sector 4	T.Spd	Lap	Time	Sector 1	Sector 2	Sector 3	Sector 4	T.Spd
85 Marcos LOPEZ ESP							ALMA RACING TEAM KAWASAKI						
1	2:24.172	39.636	42.222	26.076	36.238	151.0	7	2:00.861	23.292	36.483	25.620	35.466	197.0
2	2:01.296	23.406	36.752	25.571	35.567	203.2	8	2:00.505	23.471	36.577	25.062	35.395	192.1
3	2:00.053	22.536	36.980	25.492	35.045	205.9	9	2:01.200	23.494	36.809	25.528	35.369	193.5
4	2:00.071	22.927	36.769	25.315	35.060	203.2	10	2:00.950	23.512	36.929	25.297	35.212	191.1
5	2:00.038	22.873	36.666	25.338	35.161	201.7	11	2:03.153	23.572	37.816	25.937	35.828	190.7
6	2:27.803 B	23.452	36.445	25.544	1:02.362	203.6	12	2:02.377	23.259	37.110	25.521	36.487	195.2
7	5:41.677	3:59.843	41.377	25.288	35.169	113.4	13	2:00.331	23.476	36.432	25.341	35.082	197.7
8	1:59.683	22.962	36.531	25.276	34.914	203.6	14	2:02.334	23.147	37.409	25.060	36.718	197.0
9	2:00.483	22.983	36.948	25.131	35.421	204.4	15	2:00.223	22.966	36.311	25.151	35.795	201.7
10	2:20.158 B	24.824	39.072	26.332	49.930	202.5							
11	3:15.298	1:32.114	40.625	26.062	36.497	101.2							
12	2:00.364	22.830	36.728	25.566	35.240	201.0							
91 Borja JIMENEZ ESP							ESP SOLUTIONS MOTAP RACING TEA KAWASAKI						
1	2:41.281	57.829	37.774	24.990	40.688	150.0							
2	1:57.272	22.610	35.884	24.710	34.068	202.1							
3	1:58.070	22.377	36.484	24.605	34.604	208.3							
4	2:07.251 B	22.216	35.933	24.942	44.160	209.5							
5	2:20.214	41.037	36.180	25.352	37.645	141.2							
6	1:56.999	22.289	35.714	24.547	34.449	210.3							
7	2:00.039	22.684	37.042	25.073	35.240	207.1							
8	1:57.976	22.916	35.872	24.680	34.508	201.7							
9	2:12.735 B	23.622	36.839	24.885	47.389	193.5							
10	5:10.374	3:31.243	37.807	25.866	35.458	145.7							
11	2:01.183	23.863	36.858	25.538	34.924	191.1							
12	1:59.230	22.904	36.177	25.084	35.065	195.9							
13	1:58.540	22.807	36.060	25.024	34.649	198.0							
94 Facundo A. LLAMBIAS URY							KAWASAKI PL RACING JUNIOR TEAM KAWASAKI						
1	2:21.015	37.961	39.695	26.717	36.642	153.3							
2	2:00.719	23.508	36.857	25.224	35.130	195.9							
3	1:58.334	22.589	35.935	24.794	35.016	205.1							
4	2:16.976 B	22.681	37.141	25.113	52.041	206.3							
5	2:25.864	48.610	36.577	25.387	35.290	107.1							
6	1:57.786	22.867	35.746	24.697	34.476	198.8							
7	2:01.472	22.480	36.287	25.248	37.457	207.5							
8	1:57.558	22.247	35.861	24.860	34.590	202.1							
9	1:59.612	22.696	36.741	25.149	35.026	207.1							
10	1:58.804	22.683	36.093	25.081	34.947	199.9							
11	2:02.502	22.577	38.957	25.993	34.975	200.2							
12	2:07.286 B	23.044	36.617	25.253	42.372	207.9							
13	3:01.430	1:17.909	43.166	25.020	35.335	143.2							
14	2:03.354	22.978	39.585	25.542	35.249	198.4							
95 Afonso SIMOES DE ALMEIDA PRT							MIGUEL OLIVEIRA FAN CLUB RACING YAMAHA						
1	2:21.623	39.161	39.842	26.314	36.306	147.7							
2	2:00.965	23.160	37.001	25.320	35.484	197.7							
3	2:00.515	22.995	36.694	25.319	35.507	200.6							
4	2:00.807	23.277	36.562	24.990	35.978	196.6							
5	2:00.586	23.483	36.544	25.321	35.238	193.1							
6	2:01.229	23.394	36.626	25.351	35.858	195.5							
97 Johan GIMBERT FRA							TPR KAWASAKI KAWASAKI						
1	2:36.372	33.794	51.796	25.863	44.919	90.4							
2	2:00.274	22.541	35.895	25.192	36.646	204.0							
3	1:58.790	22.671	35.978	24.999	35.142	203.6							
4	1:58.846	22.995	35.890	25.002	34.959	202.5							
5	1:58.314	22.595	35.866	25.065	34.788	204.0							
6	2:12.926 B	22.733	39.185	25.244	45.764	199.1							
7	7:49.531	6:03.570	42.534	26.116	37.311	137.8							
8	1:58.031	22.550	35.911	24.870	34.700	199.5							
9	2:17.621 B	22.666	36.642	26.314	51.999	203.6							
10	2:37.011	55.236	39.410	26.157	36.208	147.7							
11	2:00.470	22.872	36.678	25.520	35.400	197.3							
12	1:59.026	22.970	36.179	25.112	34.765	196.6							
98 Daniel MOGEDA ESP							ESP SOLUTIONS MOTAP RACING TEA KAWASAKI						
1	2:41.313	57.198	37.484	24.826	41.805	147.9							
2	1:56.861	22.308	35.802	24.682	34.069	202.1							
3	1:57.768	22.650	36.762	24.336	34.020	204.4							
4	2:00.729	21.886	37.248	25.143	36.452	209.5							
5	1:59.155	22.202	36.024	25.257	35.672	206.7							
6	1:56.265	22.238	35.427	24.633	33.967	204.0							
7	2:13.148 B	22.766	37.653	25.135	47.594	204.0							
8	5:52.209	4:15.741	35.864	25.050	35.554	72.6							
9	1:56.631	22.478	35.604	24.479	34.070	198.8							
10	2:14.414 B	22.768	36.793	26.032	48.821	204.7							
11	3:23.712	1:38.695	40.039	25.119	39.859	97.6							
12	2:00.540	22.156	36.199	25.371	36.814	209.9							