

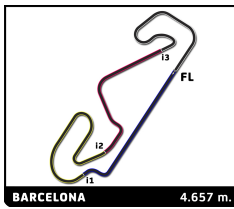
SBK Junior

ESBK CIRCUIT DE BARCELONA-CATALUNYA

Carrera 1

Sector Analysis

Legend: _ Invalidated Lap ■ Personal Best ■ Session Best B Crossing the pit lane													
Lap	Time	Sector 1	Sector 2	Sector 3	Sector 4	T.Sp	Lap	Time	Sector 1	Sector 2	Sector 3	Sector 4	T.Sp
2 Natalia RIVERA ESP													
I+DENT RACING TEAM YAMAHA													
1	2:07.498	28.476	37.438	26.192	35.392		4	2:00.127	22.923	36.615	25.395	35.194	200.6
2	2:00.182	22.855	36.293	25.764	35.270	203.6	5	2:00.263	22.892	36.665	25.607	35.099	202.1
3	2:00.185	23.033	36.518	25.499	35.135	203.6	6	2:00.357	23.218	36.496	25.399	35.244	202.5
4	2:00.136	22.973	36.318	25.642	35.203	198.8	7	2:00.114	23.151	36.343	25.322	35.298	196.6
5	1:59.916	22.923	36.356	25.577	35.060	200.6	8	2:00.013	22.893	36.664	25.351	35.105	202.5
6	2:00.434	23.335	36.204	25.750	35.145	194.8	9	2:00.408	23.174	36.351	25.542	35.341	196.2
7	2:00.367	23.358	36.369	25.554	35.086	193.1	10	1:59.986	22.941	36.479	25.394	35.172	197.7
8	1:59.661	22.815	36.298	25.597	34.951	196.6	11	2:00.271	23.071	36.509	25.348	35.343	199.5
9	2:00.240	23.298	36.310	25.638	34.994	193.8	12	2:00.879	23.013	36.487	25.296	36.083	197.0
10	2:00.782	23.324	36.568	25.668	35.222	197.7							
11	2:00.121	23.123	36.042	25.709	35.247	197.7							
12	1:59.620	22.975	36.321	25.476	34.848	196.2							
4 Eric FERNANDEZ ESP													
TEAM SPEED RACING KAWASAKI													
1	2:00.598	25.910	35.712	24.765	34.211								
2	1:58.717	22.255	35.854	25.112	35.496	205.5							
3	3:10.506	25.566	47.925	47.110	1:09.905	173.4							
6 Guilherme MARQUES PRT													
MIGUEL OLIVEIRA FAN CLUB YAMAHA													
1	2:10.447	29.615	37.803	26.476	36.553								
2	2:02.385	23.928	36.940	25.892	35.625	191.1							
3	2:02.420	23.801	37.367	25.692	35.560	188.4							
4	2:02.193	23.587	37.200	25.738	35.668	190.1							
5	2:02.991	24.017	37.452	25.920	35.602	189.7							
6	2:02.052	23.577	36.957	25.848	35.670	188.4							
7	2:01.331	23.522	36.955	25.570	35.284	192.4							
8	2:03.358	24.099	37.885	25.797	35.577	191.1							
9	2:02.066	23.746	37.160	25.789	35.371	189.1							
10	2:02.179	23.689	37.021	25.871	35.598	188.7							
11	2:02.322	23.606	37.116	26.073	35.527	188.7							
12	2:01.948	23.606	36.976	25.872	35.494	188.4							
8 Carlos GIMENEZ ESP													
ARCO-MOTOR UNIVERSITY TEAM YAMAHA													
1	2:00.672	25.710	36.232	24.677	34.053								
2	1:58.352	22.554	35.693	25.003	35.102	199.1							
3	1:56.211	22.235	35.647	24.388	33.941	204.7							
4	1:56.826	22.092	35.387	25.071	34.276	201.7							
5	1:57.154	22.534	35.482	24.732	34.406	202.1							
6	1:57.574	22.368	35.794	24.814	34.598	202.5							
7	1:57.376	22.473	35.697	24.677	34.529	201.0							
8	1:57.222	22.227	35.703	24.921	34.371	201.7							
9	1:57.891	22.799	35.906	24.761	34.425	194.1							
10	1:57.693	22.554	35.720	24.911	34.508	202.1							
11	1:58.174	22.527	35.669	24.984	34.994	202.1							
12	1:57.901	22.660	35.878	24.802	34.561	206.7							
15 Aaron GARCIA ESP													
TJT RACING KAWASAKI													
1	2:07.186	28.392	37.164	26.371	35.259								
2	2:00.042	22.748	36.551	25.300	35.443	202.1							
3	2:00.872	23.329	36.982	25.243	35.318	201.0							
16 Michal A. BUDZIASZEK POL													
I+DENT RACING TEAM YAMAHA													
1	2:06.851	28.686	36.899	26.109	35.157								
2	2:00.367	22.881	36.517	25.474	35.495	202.5							
3	2:00.503	23.178	36.500	25.484	35.341	199.9							
4	2:00.844	23.514	36.596	25.652	35.082	194.8							
5	1:59.978	22.726	36.505	25.708	35.039	205.5							
6	1:59.920	22.952	36.165	25.619	35.184	199.9							
7	2:00.126	23.059	36.286	25.645	35.136	194.8							
8	1:59.975	23.084	36.312	25.542	35.037	201.3							
9	2:00.343	22.938	36.425	25.957	35.023	197.0							
10	1:59.843	22.787	36.475	25.608	34.973	198.8							
11	2:00.408	23.097	36.169	26.178	34.964	197.0							
12	2:00.119	23.158	36.207	25.754	35.000	196.6							
17 Samuel DIAZ ESP													
TECNIRACING KAWASAKI													
1	2:05.764	27.858	36.983	25.916	35.007								
2	1:57.928	22.408	35.826	25.120	34.574	201.7							
3	1:58.190	22.364	36.127	25.019	34.680	201.7							
4	1:57.933	22.493	35.814	24.967	34.659	201.0							
5	1:58.266	22.440	35.699	25.155	34.972	201.0							
6	1:59.454	22.733	36.384	25.089	35.248	201.0							
7	1:58.542	22.466	35.902	25.022	35.152	201.0							
8	1:59.014	22.738	36.189	25.279	34.808	202.5							
9	1:58.892	22.480	36.147	25.337	34.928	199.1							
10	1:59.625	23.142	36.280	25.267	34.936	200.2							
11	1:59.503	22.807	36.311	25.274	35.111	201.0							
12	1:59.930	23.504	36.298	25.241	34.887	194.5							
18 Joan SANTOS ESP													
QRG MOTOR RACING KAWASAKI													
1	2:04.629	27.738	36.836	25.128	34.927								
2	1:57.616	22.306	35.951	24.845	34.514	208.7							
3	1:58.034	22.532	36.094	24.872	34.536	208.7							
4	1:58.258	22.389	36.034	25.046	34.789	201.7							
5	1:59.133	22.910	36.092	24.990	35.141	201.0							
6	1:58.803	22.586	36.187	25.200	34.830	202.8							
7	1:59.483	23.003	36.036	25.207	35.237	197.0							
8	1:58.936	22.608	36.314	25.040	34.974	205.1							
9	1:59.387	23.233	36.134	25.074	34.946	198.0							
10	1:59.144	22.699	36.221	25.111	35.113	199.9							
11	1:59.938	23.305	36.358	25.072	35.203	195.2							
12	1:59.405	22.704	36.503	25.089	35.109	197.3							
20 Javier CORRAL ESP													
ARCO-MOTOR UNIVERSITY TEAM YAMAHA													
1	2:07.186	28.392	37.164	26.371	35.259								
2	2:00.042	22.748	36.551	25.300	35.443	202.1							
3	2:00.872	23.329	36.982	25.243	35.318	201.0							



SBK Junior

ESBK CIRCUIT DE BARCELONA-CATALUNYA

Carrera 1

Sector Analysis

— Invalidated Lap ■ Personal Best ■ Session Best B Crossing the pit lane

Lap	Time	Sector 1	Sector 2	Sector 3	Sector 4	T.Spd	Lap	Time	Sector 1	Sector 2	Sector 3	Sector 4	T.Spd
-----	------	----------	----------	----------	----------	-------	-----	------	----------	----------	----------	----------	-------

1	2:04.095	27.172	36.883	25.358	34.682	
2	1:57.941	22.495	35.723	24.983	34.740	203.2
3	1:58.306	22.927	36.035	24.942	34.402	205.1
4	1:58.363	22.532	36.024	25.001	34.806	201.7
5	1:59.089	22.596	36.038	25.235	35.220	201.0
6	1:59.251	22.693	36.165	25.333	35.060	200.6
7	1:59.096	22.578	36.055	25.197	35.266	202.8
8	1:59.104	22.819	36.125	25.444	34.716	201.7
9	1:59.456	23.004	36.333	25.081	35.038	197.3
10	2:00.061	22.847	36.331	25.777	35.106	203.2
11	1:58.934	22.550	36.222	25.184	34.978	204.7
12	1:58.832	22.651	36.021	25.174	34.986	202.8

22 Alejandro CARRION ESP
DR7 HMAX KAWASAKI

1	2:01.503	26.413	36.042	24.705	34.343	
2	1:57.268	22.166	35.788	24.549	34.765	207.9
3	1:56.291	22.397	35.397	24.482	34.015	204.0
4	1:57.244	21.927	35.463	24.565	35.289	205.5
5	1:56.502	21.819	35.622	24.738	34.323	206.3
6	1:57.613	22.661	35.622	24.826	34.504	200.2
7	1:57.437	22.273	35.789	24.788	34.587	199.9
8	1:57.481	22.348	35.928	24.759	34.446	198.8
9	1:57.865	22.703	35.950	24.765	34.447	197.3
10	1:57.277	22.220	35.936	24.830	34.291	201.0
11	1:58.376	22.474	36.739	24.532	34.631	199.1
12	1:58.048	22.561	36.052	24.891	34.544	200.2

23 Jordi RAPOSEIRAS AND
ILUSION TEAM KAWASAKI

1	2:05.060	27.964	36.864	25.382	34.850	
2	1:57.853	22.347	35.744	25.078	34.684	208.3
3	1:57.844	22.236	36.032	24.947	34.629	211.1
4	1:57.824	22.375	35.920	24.837	34.692	209.9
5	1:58.950	22.600	36.020	25.121	35.209	202.5
6	1:58.894	22.549	36.024	25.378	34.943	203.2
7	1:59.274	22.799	36.021	25.264	35.190	198.8
8	1:59.230	22.574	36.307	25.352	34.997	202.1
9	1:59.095	23.041	35.862	25.223	34.969	198.4
10	1:59.345	22.816	36.217	25.254	35.058	198.4
11	2:00.205	23.147	36.298	25.439	35.321	194.1
12	1:58.839	22.284	36.127	25.289	35.139	204.0

26 Jose M. OSUNA ESP
DEZA BOX 77 RACING TEAM KAWASAKI

1	2:01.729	26.327	35.978	24.745	34.679	
2	1:57.410	21.864	35.668	24.654	35.224	212.3
3	1:57.165	22.614	35.523	24.669	34.359	202.5
4	1:57.736	22.479	35.707	24.980	34.570	203.6
5	1:57.439	22.257	35.738	24.948	34.496	202.8
6	1:57.579	22.403	35.661	24.984	34.531	200.6
7	1:57.841	22.278	35.808	24.989	34.766	200.6
8	1:58.384	22.557	36.007	25.083	34.737	201.3
9	1:57.754	22.769	35.676	24.828	34.481	202.8
10	1:57.331	22.448	35.753	24.717	34.413	205.1
11	1:57.050	22.155	35.562	24.777	34.556	212.3
12	1:56.704	22.070	35.535	24.607	34.492	207.1

27 Alvaro DIAZ ESP
ARCO-MOTOR UNIVERSITY TEAM YAMAHA

1	1:59.932	25.379	35.554	24.798	34.201	
2	1:56.978	22.619	35.582	24.727	34.050	196.2
3	1:56.568	22.559	35.454	24.626	33.929	196.6
4	1:56.544	22.520	35.337	24.684	34.003	197.3
5	1:56.599	22.434	35.485	24.744	33.936	196.2
6	1:56.850	22.453	35.474	24.824	34.099	197.7
7	1:56.691	22.475	35.553	24.714	33.949	196.6
8	1:56.549	22.383	35.499	24.683	33.984	197.0
9	1:56.460	22.433	35.466	24.710	33.851	197.7
10	1:56.571	22.353	35.512	24.754	33.952	198.4
11	1:56.684	22.420	35.553	24.740	33.971	198.0
12	1:56.643	22.357	35.507	24.730	34.049	198.4

28 Valentin PERRONE ARG
TEAM SPEED RACING KAWASAKI

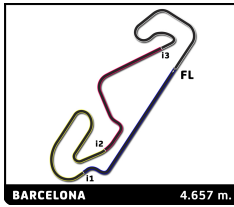
1	2:04.458	27.666	36.745	25.141	34.906	
2	1:57.417	22.364	35.660	24.798	34.595	211.9
3	1:57.719	22.684	35.715	24.869	34.451	210.3
4	1:57.138	22.371	35.518	24.792	34.457	204.4
5	1:57.430	22.483	35.642	24.895	34.410	202.8
6	1:58.083	22.649	35.887	24.889	34.658	202.5
7	1:58.008	22.560	35.816	24.859	34.773	200.2
8	1:58.076	22.718	35.773	24.861	34.724	198.8
9	1:58.099	22.693	36.117	24.720	34.569	201.0
10	1:58.585	22.763	36.005	24.985	34.832	199.1
11	1:59.153	22.863	36.082	25.237	34.971	199.1
12	1:58.682	22.971	36.091	25.019	34.601	195.9

31 Max SANCHEZ ESP
ETG RACING YAMAHA

1	2:03.789	27.314	36.741	25.236	34.498	
2	1:57.610	22.617	35.600	25.042	34.351	204.4
3	1:57.203	22.160	35.610	24.751	34.682	206.3
4	1:57.980	22.707	35.910	24.846	34.517	200.6
5	1:57.806	22.817	35.736	24.763	34.490	197.7
6	1:57.771	22.268	35.857	24.966	34.680	209.5
7	1:57.998	22.735	35.880	24.754	34.629	199.1
8	1:58.077	22.483	35.958	24.887	34.749	199.9
9	1:58.092	22.579	35.867	25.085	34.561	199.5
10	1:58.589	22.647	36.056	25.052	34.834	199.5
11	1:59.164	22.739	36.151	25.279	34.995	198.0
12	1:59.068	22.881	36.463	25.128	34.596	196.2

32 Rodrigo VALENTE MARTINS PRT
YAMAHA GV STRATOS YAMAHA

1	2:08.332	29.420	37.534	25.778	35.600	
2	2:01.172	23.146	36.507	25.896	35.623	197.7
3	2:01.147	23.136	36.601	25.758	35.652	196.2
4	2:02.045	23.324	36.850	25.843	36.028	195.5
5	2:01.420	23.375	36.651	25.737	35.657	194.5
6	2:01.496	23.309	36.829	25.793	35.565	193.5
7	2:01.939	23.265	36.842	26.011	35.821	193.1
8	2:02.162	23.289	36.965	26.007	35.901	193.1
9	2:02.083	23.321	37.006	25.725	36.031	193.1



SBK Junior

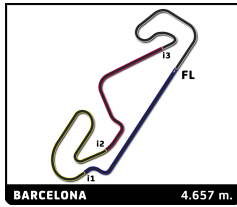
ESBK CIRCUIT DE BARCELONA-CATALUNYA

Carrera 1

Sector Analysis

— Invalidated Lap ■ Personal Best ■ Session Best B Crossing the pit lane

Lap	Time	Sector 1	Sector 2	Sector 3	Sector 4	T.Spd	Lap	Time	Sector 1	Sector 2	Sector 3	Sector 4	T.Spd
10	2:01.898	23.372	36.743	25.889	35.894	192.4	7	1:58.488	23.300	35.688	25.146	34.354	192.8
11	2:01.321	23.346	36.662	25.693	35.620	192.4	8	1:58.977	22.821	36.427	24.757	34.972	205.1
12	2:01.088	22.935	36.986	25.776	35.391	195.5	9	1:57.875	22.733	35.727	24.746	34.669	209.9
35 Yeray SAIZ ESP							KAWASAKI PL RACING JUNIOR TEAM KAWASAKI						
1	2:03.412	27.043	36.583	25.175	34.611		10	1:57.317	22.329	35.643	24.912	34.433	208.7
2	1:57.107	22.369	35.689	24.724	34.325	204.4	11	1:57.165	22.378	35.680	24.728	34.379	203.2
3	1:57.164	22.269	35.561	25.042	34.292	207.9	12	1:57.191	22.297	35.655	24.791	34.448	205.9
4	1:57.450	22.239	35.709	24.808	34.694	201.0	46 Humberto MAIER NETO BRA						
5	1:57.601	22.347	35.775	24.640	34.839	204.7	YAMAHA MS RACING TEAM YAMAHA						
6	1:57.424	22.278	35.888	24.866	34.392	201.0	1	2:04.849	27.475	37.090	25.348	34.936	
7	1:58.135	22.693	36.083	24.812	34.547	198.0	2	1:57.776	22.362	35.853	25.010	34.551	207.9
8	1:57.888	22.284	36.103	24.759	34.742	206.3	3	1:58.341	22.617	36.183	24.951	34.590	205.1
9	1:57.797	22.597	35.776	24.722	34.702	207.9	4	1:57.883	22.337	35.964	24.890	34.692	210.7
10	1:57.174	22.201	35.695	24.711	34.567	203.6	5	1:58.543	22.141	36.120	25.174	35.108	207.1
11	1:57.225	22.282	35.836	24.778	34.329	205.9	6	1:59.293	22.980	36.031	25.471	34.811	202.1
12	1:57.302	22.164	35.797	24.774	34.567	207.5	7	1:59.100	22.239	36.250	25.436	35.175	205.5
36 Juho KANTOLA FIN							8	1:59.262	22.651	36.392	25.293	34.926	203.6
KALLIO RACING JUNIOR TEAM KTM							9	1:59.076	22.700	36.240	25.104	35.032	198.4
1	2:10.452	29.552	37.863	26.420	36.617		10	1:59.682	23.150	36.289	25.476	34.767	195.2
2	2:03.460	24.240	37.179	26.026	36.015	192.1	11	1:59.458	22.335	36.283	25.555	35.285	206.3
3	2:02.938	23.400	37.218	26.268	36.052	197.7	12	1:59.200	22.980	36.065	25.017	35.138	192.1
4	2:02.866	23.405	37.380	25.987	36.094	195.9	47 Ferran HERNANDEZ ESP						
5	2:04.039	23.477	37.975	26.235	36.352	194.8	HONDA						
6	2:04.333	23.589	37.771	26.595	36.378	194.5	1	2:01.391	26.197	36.010	24.644	34.540	
7	2:03.845	23.650	37.691	26.224	36.280	192.1	2	1:57.818	22.454	35.938	24.457	34.969	206.7
8	2:03.777	23.676	37.701	26.240	36.160	191.4	3	1:57.238	22.449	35.833	24.636	34.320	205.5
9	2:03.785	23.725	37.663	26.157	36.240	193.8	4	1:57.522	22.089	35.650	25.244	34.539	207.1
10	2:03.786	23.634	37.687	26.125	36.340	191.7	5	1:58.093	22.970	35.774	24.696	34.653	194.5
11	2:03.895	23.688	37.822	26.119	36.266	192.1	6	1:57.720	22.655	35.816	24.735	34.514	207.5
12	2:04.168	23.597	37.897	26.275	36.399	192.1	7	1:57.299	22.383	35.804	24.802	34.310	205.5
38 Ola NESBAKKEN ESP							8	1:58.230	22.237	36.267	24.967	34.759	203.6
ALMA RACING TEAM KAWASAKI							9	1:57.795	22.616	35.968	24.762	34.449	201.3
1	2:06.020	28.194	37.050	25.908	34.868		10	1:56.931	22.205	35.652	24.729	34.345	203.2
2	1:58.406	22.804	36.059	24.997	34.546	211.5	11	1:57.430	22.344	35.897	24.671	34.518	207.5
3	1:58.135	22.427	36.054	24.924	34.730	208.3	12	1:56.808	22.192	35.611	24.759	34.246	207.1
4	1:58.679	22.523	36.107	25.211	34.838	204.0	48 Julio GARCIA ESP						
5	1:59.369	22.708	36.240	25.231	35.190	201.7	ESP SOLUTIONS MOTAP RACING TEA KAWASAKI						
6	1:59.381	22.828	36.209	25.194	35.150	200.2	1	2:02.441	26.885	36.134	25.114	34.308	
7	1:59.636	22.849	36.440	25.456	34.891	198.4	2	1:56.917	21.935	35.652	24.656	34.674	209.9
8	1:59.723	22.732	36.385	25.294	35.312	198.4	3	1:57.159	22.469	35.905	24.674	34.111	210.3
9	2:03.331	25.648	37.117	25.415	35.151	192.8	4	1:57.567	22.592	35.664	24.866	34.445	206.7
10	1:59.676	22.972	36.232	25.475	34.997	197.7	5	1:58.074	23.009	35.790	24.682	34.593	193.8
11	1:59.812	22.914	36.253	25.421	35.224	198.0	6	1:57.230	22.457	35.781	24.699	34.293	209.1
12	2:00.394	22.984	36.560	25.683	35.167	197.3	7	1:57.577	22.386	35.510	24.973	34.708	204.7
42 Raul PEREZ ESP							8	1:58.705	22.866	36.068	25.048	34.723	198.8
FUSIÓN RACING TEAM KAWASAKI							9	1:57.738	22.739	35.831	24.704	34.464	202.1
1	2:02.470	26.706	36.228	24.964	34.572		10	1:57.011	22.225	35.787	24.620	34.379	209.5
2	1:57.142	22.292	35.586	24.631	34.633	209.5	11	1:57.866	22.228	35.829	24.555	35.254	210.7
3	1:57.320	22.437	35.826	24.813	34.244	208.7	12	1:57.472	22.363	35.992	24.668	34.449	207.9
4	1:57.404	22.257	35.682	24.951	34.514	211.9	51 Juan P. URIOSTEGUI MEX						
5	1:57.227	22.141	35.733	24.868	34.485	204.7	I+DENT RACING TEAM YAMAHA						
6	1:57.198	22.690	35.536	24.773	34.199	202.5	1	2:03.884	27.342	36.921	25.251	34.370	
							2	1:56.990	22.164	35.694	24.741	34.391	204.0
							3	1:58.003	22.317	35.415	24.939	35.332	201.3



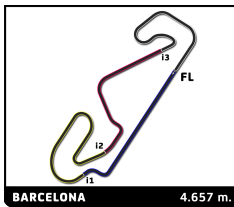
SBK Junior

ESBK CIRCUIT DE BARCELONA-CATALUNYA

Carrera 1

Sector Analysis

Lap	Time	Sector 1	Sector 2	Sector 3	Sector 4	T.Spđ	Legend						
53 Hector YEBRA ESP													
HY COMPETITION TEAM KAWASAKI													
1	2:05.273	28.202	36.807	25.416	34.848		10	1:57.379	22.516	35.828	24.595	34.440	201.7
2	1:57.807	22.402	35.668	25.055	34.682	201.0	11	1:57.058	22.163	35.908	24.485	34.502	209.1
3	1:58.023	22.399	36.185	24.933	34.506	201.7	12	1:56.720	22.185	35.520	24.593	34.422	207.9
4	1:58.052	22.332	36.006	24.901	34.813	205.5							
5	1:58.793	22.553	36.021	25.035	35.184	198.4							
6	1:58.832	22.754	36.294	25.121	34.663	203.6							
7	1:58.837	22.228	35.992	25.308	35.309	202.8							
8	1:59.884	23.518	36.209	25.398	34.759	200.6							
9	1:58.907	22.902	36.023	25.101	34.881	198.4							
10	1:59.290	22.991	36.257	25.252	34.790	202.5							
11	1:59.795	22.540	36.280	25.605	35.370	202.8							
12	1:59.419	22.939	36.353	25.091	35.036	200.6							
58 Isaac RUIVINHO MARTINS ROSA PRT													
TEAM MOTOCLUBE LOULÉ CONCEL KAWASAKI													
1	2:09.142	29.001	38.106	25.993	36.042								
2	2:03.565	23.737	37.571	26.104	36.153	198.8							
3	2:03.043	23.652	37.438	25.923	36.030	191.4							
4	2:02.109	23.343	37.266	25.769	35.731	199.5							
5	2:03.253	23.449	37.513	26.003	36.288	199.1							
6	2:02.421	23.450	37.320	25.807	35.844	194.1							
7	2:02.220	23.333	37.098	25.883	35.906	194.1							
8	2:02.327	23.556	37.275	25.663	35.833	192.4							
9	2:01.870	23.524	37.127	25.621	35.598	192.8							
10	2:02.252	23.407	37.226	25.905	35.714	194.1							
11	2:02.984	23.426	37.611	26.075	35.872	195.2							
12	2:04.300	23.590	37.425	25.940	37.345	193.8							
72 Yeray RUIZ ESP													
YAMAHA MS RACING YAMAHA													
1	2:01.456	26.583	35.973	24.680	34.220								
2	1:57.311	22.501	35.676	24.383	34.751	202.1							
3	1:56.362	22.262	35.689	24.410	34.001	206.7							
4	1:56.794	22.073	35.523	24.871	34.327	201.7							
5	1:57.233	22.373	35.684	24.669	34.507	203.6							
6	1:57.464	22.162	35.648	25.052	34.602	205.9							
7	1:57.350	22.278	35.808	24.653	34.611	202.8							
8	1:57.555	22.596	35.740	24.916	34.303	192.1							
9	1:57.822	22.386	36.173	24.865	34.398	199.5							
10	1:57.264	22.321	35.836	24.820	34.287	197.7							
11	1:58.381	22.502	35.957	25.093	34.829	198.8							
12	1:57.984	22.693	35.934	24.775	34.582	197.7							
74 Juan A. CONESA ESP													
TEAM LAGLISSE													
1	2:02.567	26.987	36.346	24.826	34.408								
2	1:57.435	22.390	35.752	24.750	34.543	207.9							
3	1:57.526	22.306	35.850	25.058	34.312	208.7							
4	1:56.935	22.037	35.515	24.779	34.604	207.9							
5	1:57.181	22.308	35.668	24.758	34.447	204.7							
6	1:57.651	22.676	36.080	24.547	34.348	198.4							
7	1:58.046	22.694	35.464	25.528	34.360	204.7							
8	1:58.230	22.605	36.041	24.777	34.807	205.5							
9	1:57.640	22.635	35.844	24.770	34.391	201.7							
81 Juan E. RIVERA COL													
AUSTIN RACING VHC LIQUI MOLY KAWASAKI													
1	2:03.677	27.448	36.375	25.100	34.754								
2	1:57.793	22.514	35.748	25.169	34.362	206.7							
3	1:57.190	22.302	35.703	24.752	34.433	203.2							
4	1:57.981	22.328	36.197	25.110	34.346	202.1							
5	1:58.302	22.675	36.087	24.907	34.633	202.8							
6	1:58.213	22.613	35.895	25.124	34.581	200.2							
7	1:58.085	22.589	35.898	25.077	34.521	198.0							
8	1:58.169	22.619	35.927	25.082	34.541	197.3							
9	1:58.384	22.665	35.981	25.103	34.635	198.0							
10	1:59.122	22.690	36.256	25.252	34.924	197.0							
11	1:59.730	22.881	36.226	25.573	35.050	195.5							
12	2:00.041	22.864	36.387	25.583	35.207	194.1							
84 Hector DOMINGUEZ ESP													
I+DENT RACING TEAM YAMAHA													
1	2:05.835	28.004	37.095	25.685	35.051								
2	1:58.178	22.616	35.784	24.989	34.789	203.2							
3	1:58.743	22.927	36.262	24.785	34.769	198.4							
4	1:58.418	22.559	35.846	25.086	34.927	201.3							
5	1:59.427	23.096	36.023	25.200	35.108	201.3							
6	1:59.341	22.880	36.240	25.196	35.025	199.9							
7	1:59.659	23.077	36.163	25.449	34.970	195.5							
8	1:59.779	22.952	36.252	25.270	35.305	196.2							
9	2:00.041	23.155	36.413	25.414	35.059	194.1							
10	2:00.009	23.232	36.174	25.527	35.076	190.7							
11	2:00.222	23.537	36.119	25.420	35.146	188.7							
12	2:00.260	23.331	36.250	25.532	35.147	190.1							
85 Marcos LOPEZ ESP													
ALMA RACING TEAM KAWASAKI													
1	2:07.902	29.287	37.019	26.109	35.487								
2	1:59.382	22.662	36.268	25.461	34.991	209.5							
3	2:00.341	22.776	36.635	25.445	35.485	202.1							
4	2:00.088	22.945	36.295	25.487	35.361	197.7							
5	2:00.892	23.002	37.439	25.280	35.171	198.8							
6	2:00.540	23.512	36.397	25.353	35.278	199.9							
7	1:59.861	22.952	36.427	25.373	35.109	204.0							
8	2:00.260	23.078	36.627	25.199	35.356	204.7							
9	1:59.445	22.712	36.238	25.528	34.967	205.9							
10	2:00.116	22.816	36.782	25.484	35.034	199.1							
11	2:00.241	22.778	36.624	25.607	35.232	199.9							
91 Borja JIMENEZ ESP													
ESP SOLUTIONS MOTAP RACING TEAM KAWASAKI													
1	2:01.905	26.393	36.397	24.581	34.534								
2	1:57.593	22.212	35.869	24.713	34.799	216.6							
3	1:57.332	22.424	35.827	24.665	34.416	209.5							
4	1:57.421	22.272	35.555	24.896	34.698	211.5							
5	1:57.665	22.442	35.669	24.846	34.708	201.3							
6	1:57.298	22.192	35.922	24.751	34.433	208.3							
7	1:57.615	22.461	35.549	24.882	34.723	203.6							



SBK Junior

ESBK CIRCUIT DE BARCELONA-CATALUNYA

Carrera 1

Sector Analysis

— Invalidated Lap ■ Personal Best ■ Session Best B Crossing the pit lane

Lap	Time	Sector 1	Sector 2	Sector 3	Sector 4	T.Spd	Lap	Time	Sector 1	Sector 2	Sector 3	Sector 4	T.Spd
8	1:58.632	22.747	36.158	24.957	34.770	196.6							
9	1:57.101	22.235	35.727	24.832	34.307	202.5							
10	1:57.124	22.374	35.628	24.812	34.310	201.0							
11	1:57.139	22.375	35.636	24.859	34.269	201.3							
12	1:56.755	22.362	35.660	24.670	34.063	201.3							

94 **Facundo A. LLAMBIAS** URY
KAWASAKI PL RACING JUNIOR TEAM KAWASAKI

1	2:02.326	26.682	36.154	24.931	34.559	
2	1:57.543	22.313	35.979	24.763	34.488	207.1
3	1:57.568	22.278	35.854	25.038	34.398	201.0
4	1:57.624	22.335	35.599	24.643	35.047	206.7
5	1:57.574	22.339	35.646	24.670	34.919	205.1
6	1:57.444	22.237	35.727	24.952	34.528	207.5
7	1:57.690	22.214	35.796	24.981	34.699	203.2
8	1:58.561	22.417	36.554	24.901	34.689	202.8
9	1:57.552	22.195	35.782	24.844	34.731	207.5
10	1:57.231	22.153	35.604	24.757	34.717	207.5
11	1:57.114	22.198	35.753	24.720	34.443	208.7
12	1:57.362	22.078	35.727	24.862	34.695	206.3

95 **Afonso SIMOES DE ALMEIDA** PRT
MIGUEL OLIVEIRA FAN CLUB RACING YAMAHA

1	2:17.888	28.772	37.503	35.568	36.045	
2	2:01.152	23.179	37.075	25.415	35.483	194.8
3	2:01.187	23.282	36.901	25.566	35.438	194.8
4	2:00.407	23.095	36.611	25.385	35.316	195.5
5	2:01.542	23.348	37.137	25.723	35.334	198.4
6	2:00.524	22.982	36.776	25.425	35.341	195.5
7	2:00.472	23.043	36.632	25.678	35.119	195.5
8	2:00.604	23.124	36.605	25.499	35.376	193.8
9	2:00.649	23.328	36.566	25.520	35.235	194.5
10	2:00.339	23.085	36.436	25.441	35.377	194.8
11	2:00.028	22.996	36.332	25.229	35.471	196.2
12	2:01.356	23.335	36.991	26.049	34.981	193.8

98 **Daniel MOGEDA** ESP
ESP SOLUTIONS MOTAP RACING TEA KAWASAKI

1	2:00.591	25.643	36.273	24.572	34.103	
2	1:57.314	22.401	35.778	24.873	34.262	201.7
3	1:56.946	22.467	35.608	24.689	34.182	198.8
4	1:57.116	22.663	35.555	24.546	34.352	199.9
5	1:57.022	22.504	35.420	24.655	34.443	198.8
6	1:57.663	22.237	36.046	24.803	34.577	202.1
7	1:57.455	22.407	35.752	24.645	34.651	201.3
8	1:57.618	22.585	35.681	24.911	34.441	191.1
9	1:57.783	22.669	35.830	24.910	34.374	189.7
10	1:57.280	22.481	35.774	24.737	34.288	193.8
11	1:58.471	22.478	36.223	24.825	34.945	198.8
12	1:57.685	22.431	36.074	24.687	34.493	208.3