

F4 / FR / F3R
MOTOPARK 13-14-15-16 & 17 December 2021
Day 1 - Session 4
Sector Analysis

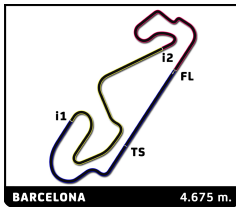
_ Invalidated Lap

 Personal Best

 Session Best

 B Crossing the pit lane

Lap	Time	Sector 1	Sector 2	Sector 3	T.Spd	Elapsed	Lap	Time	Sector 1	Sector 2	Sector 3	T.Spd	Elapsed
1 PREMA-1 PREMA RACING							13	1:53.320	32.707	44.160	36.453	221.4	25:59.770
1	2:31.325	58.083	52.544	40.698	132.1	2:31.325	14	1:52.829	32.524	43.628	36.677	220.5	27:52.599
2	2:01.421	36.272	46.563	38.586	189.1	4:32.746	15	1:51.909	32.555	43.069	36.285	221.4	29:44.508
3	1:58.958	35.777	43.864	39.317	162.3	6:31.704	16	1:53.646	32.675	43.355	37.616	221.9	31:38.154
4	1:42.060	29.470	39.261	33.329	235.3	8:13.764	17	2:03.090B	32.557	43.655	46.878	223.7	33:41.244
5	1:41.783	29.335	39.048	33.400	236.9	9:55.547	8 KIC 2 KIC						
6	2:00.448	37.537	46.277	36.634	236.9	11:55.995	1	5:44.656	4:20.096	47.609	36.951	162.0	5:44.656
7	1:41.863	29.366	39.098	33.399	236.9	13:37.858	2	1:49.094	32.994	41.311	34.789	227.0	7:33.750
8	1:57.515	34.940	46.137	36.438	236.3	15:35.373	3	1:45.855	30.332	41.087	34.436	235.3	9:19.605
9	1:41.868	29.374	39.086	33.408	236.9	17:17.241	4	1:46.781	30.126	41.682	34.973	236.9	11:06.386
10	1:52.049B	29.250	39.204	43.595	237.4	19:09.290	5	1:46.095	30.320	41.100	34.675	236.9	12:52.481
11	8:53.431	7:18.280	53.240	41.911	150.0	28:02.721	6	1:45.222	30.020	40.380	34.822	235.3	14:37.703
12	2:04.728	36.913	48.558	39.257	181.5	30:07.449	7	1:45.625	30.174	40.568	34.883	234.3	16:23.328
13	1:51.854	33.568	43.797	34.489	180.9	31:59.303	8	1:45.765	30.059	40.350	35.356	235.8	18:09.093
14	1:43.422	29.474	39.746	34.202	235.8	33:42.725	9	2:08.778B	34.757	43.572	50.449	234.8	20:17.871
15	1:42.249	29.450	39.255	33.544	236.3	35:24.974	10	6:13.231	4:53.221	44.781	35.229	171.5	26:31.102
16	2:01.529	38.183	47.777	35.569	236.9	37:26.503	11	1:45.657	30.385	40.477	34.795	233.3	28:16.759
17	1:42.297	29.440	39.396	33.461	234.3	39:08.800	12	1:46.234	30.273	40.798	35.163	234.3	30:02.993
18	2:04.879	40.662	47.753	36.464	180.9	41:13.679	13	1:46.205	30.308	40.793	35.104	236.9	31:49.198
19	1:42.895	29.419	39.951	33.525	234.8	42:56.574	14	1:46.550	30.464	40.990	35.096	236.9	33:35.748
20	1:51.836B	29.428	39.844	42.564	235.3	44:48.410	15	1:46.918	30.558	41.181	35.179	236.3	35:22.666
3 KIC 1 KIC							16	1:47.523	30.605	41.639	35.279	235.8	37:10.189
1	7:19.760	5:50.276	50.936	38.548	165.5	7:19.760	17	2:08.354B	30.686	44.332	53.336	235.8	39:18.543
2	2:03.436	38.497	47.597	37.342	182.1	9:23.196	12 PREMA-12 PREMA RACING						
3	1:53.934	35.234	43.932	34.768	175.1	11:17.130	1	2:33.282	1:00.102	50.997	42.183	131.3	2:33.282
4	1:43.302	29.876	39.678	33.748	234.3	13:00.432	2	1:57.994	34.534	45.761	37.699	197.7	4:31.276
5	1:46.513	29.565	39.752	37.196	235.3	14:46.945	3	1:54.131	32.229	42.682	39.220	224.6	6:25.407
6	1:49.628	32.746	42.319	34.563	226.5	16:36.573	4	1:43.208	29.632	39.663	33.913	236.9	8:08.615
7	1:43.072	29.519	39.774	33.779	235.8	18:19.645	5	1:42.784	29.540	39.517	33.727	236.9	9:51.399
8	1:59.434B	29.669	40.288	49.477	236.3	20:19.079	6	2:00.165	33.878	46.352	39.935	237.9	11:51.564
9	6:30.916	5:01.218	50.286	39.412	145.3	26:49.995	7	1:42.607	29.541	39.484	33.582	236.9	13:34.171
10	1:59.691	37.257	46.285	36.149	195.2	28:49.686	8	1:56.250	33.643	45.710	36.897	235.8	15:30.421
11	1:50.934	32.492	44.103	34.339	224.6	30:40.620	9	1:42.843	29.605	39.498	33.740	237.4	17:13.264
12	1:41.702	29.307	39.105	33.290	237.4	32:22.322	10	1:47.860B	29.613	39.625	38.622	236.3	19:01.124
13	1:41.770	29.394	39.084	33.292	235.8	34:04.092	11	8:24.312	6:45.435	55.453	43.424	104.7	27:25.436
14	1:59.823	38.832	46.855	34.136	169.3	36:03.915	12	1:57.317	34.426	44.684	38.207	225.6	29:22.753
15	1:42.264	29.447	39.188	33.629	235.8	37:46.179	13	1:51.922	32.755	42.908	36.259	223.2	31:14.675
16	1:52.750B	29.428	39.607	43.715	234.8	39:38.929	14	1:43.370	29.477	40.220	33.673	235.8	32:58.045
7 Eron REXHEPI MONLAU MOTORSPORT							15	1:44.758	29.371	39.407	35.980	236.9	34:42.803
1	2:52.422	1:19.097	52.581	40.744	147.3	2:52.422	16	1:51.277	32.026	43.101	36.150	237.4	36:34.080
2	2:06.316B	35.125	44.675	46.516	195.9	4:58.738	17	1:42.111	29.347	39.359	33.405	235.8	38:16.191
3	2:16.511	55.449	44.122	36.940	166.0	7:15.249	18	1:53.648	33.292	44.612	35.744	235.8	40:09.839
4	1:53.304	32.521	43.079	37.704	219.6	9:08.553	19	1:47.610B	29.385	39.271	38.954	235.8	41:57.449
5	1:54.230	32.725	43.330	38.175	220.1	11:02.783	17 PREMA-17 PREMA RACING						
6	1:51.567	32.376	42.906	36.285	222.3	12:54.350	1	2:34.581	1:00.750	51.849	41.982	131.1	2:34.581
7	1:53.091	32.140	42.500	38.451	222.8	14:47.441	2	2:00.567	36.009	46.654	37.904	217.9	4:35.148
8	1:52.092	32.838	43.070	36.184	223.2	16:39.533	3	1:59.615	34.445	45.506	39.664	199.1	6:34.763
9	1:51.972	32.298	43.195	36.479	222.8	18:31.505	4	1:44.241	29.951	40.098	34.192	234.8	8:19.004
10	1:51.418	32.434	42.762	36.222	221.4	20:22.923	5	1:43.174	29.605	39.742	33.827	234.3	10:02.178
11	1:51.999	32.278	43.119	36.602	221.0	22:14.922	6	1:58.912	35.054	46.801	37.057	235.3	12:01.090
12	1:51.528	32.185	42.995	36.348	222.3	24:06.450	7	1:43.049	29.732	39.590	33.727	235.3	13:44.139



F4 / FR / F3R

MOTOPARK 13-14-15-16 & 17 December 2021

Day 1 - Session 4

Sector Analysis

Invalidated Lap Personal Best Session Best Crossing the pit lane

Table with 13 columns: Lap, Time, Sector 1, Sector 2, Sector 3, T.Spd, Elapsed. Shows lap data for riders 8 through 20.

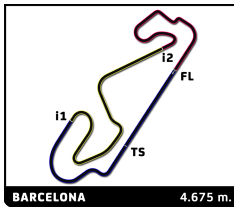
Table for rider 30, G4-30, G4 RACING. Columns: Lap, Time, Sector 1, Sector 2, Sector 3, T.Spd, Elapsed. Shows lap data from 1 to 20.

Table for rider 46, Robert DE HAAN, MONLAU MOTORSPORT. Columns: Lap, Time, Sector 1, Sector 2, Sector 3, T.Spd, Elapsed. Shows lap data from 1 to 17.

Table for rider 51, HAVERKORT, VAR. Columns: Lap, Time, Sector 1, Sector 2, Sector 3, T.Spd, Elapsed. Shows lap data from 1 to 18.

Table for rider 55, PIETRO-A1, MONILITE RACING. Columns: Lap, Time, Sector 1, Sector 2, Sector 3, T.Spd, Elapsed. Shows lap data from 1 to 18.

Table for rider 62, REVESZ, VAR. Columns: Lap, Time, Sector 1, Sector 2, Sector 3, T.Spd, Elapsed. Shows lap data from 1 to 12.


F4 / FR / F3R
MOTOPARK 13-14-15-16 & 17 December 2021
Day 1 - Session 4
Sector Analysis

_ Invalidated Lap

■ Personal Best

■ Session Best

B Crossing the pit lane

Lap	Time	Sector 1	Sector 2	Sector 3	T.Spd	Elapsed	Lap	Time	Sector 1	Sector 2	Sector 3	T.Spd	Elapsed
13	5:17.978	4:00.092	42.369	35.517	167.3	32:51.383							
14	1:47.300	30.747	41.349	35.204	233.3	34:38.683							
15	1:44.635	30.093	40.106	34.436	233.3	36:23.318							
16	1:44.404	30.024	40.075	34.305	233.3	38:07.722							
17	1:52.002	33.290	42.791	35.921	233.8	39:59.724							
18	1:55.246 B	30.162	40.305	44.779	233.8	41:54.970							

64
DUFEK

VAR

1	2:34.265	1:11.124	44.780	38.361	146.3	2:34.265							
2	1:51.784	33.064	42.836	35.884	223.7	4:26.049							
3	1:51.977	32.066	42.307	37.604	224.2	6:18.026							
4	1:42.645	29.605	39.254	33.786	236.3	8:00.671							
5	1:42.709	29.434	39.512	33.763	236.3	9:43.380							
6	2:00.500	34.314	46.020	40.166	236.3	11:43.880							
7	1:42.448	29.449	39.413	33.586	236.9	13:26.328							
8	1:54.558	33.500	44.039	37.019	237.4	15:20.886							
9	1:42.417	29.387	39.360	33.670	236.9	17:03.303							
10	1:49.854 B	29.482	39.393	40.979	236.9	18:53.157							
11	12:28.256	...	44.891	37.258	134.6	31:21.413							
12	1:50.310	32.073	43.433	34.804	228.9	33:11.723							
13	1:45.696	31.157	40.482	34.057	227.0	34:57.419							
14	1:42.412	29.448	39.370	33.594	235.3	36:39.831							
15	1:42.856	29.481	39.392	33.983	235.8	38:22.687							
16	1:54.461	33.814	44.029	36.618	227.0	40:17.148							
17	1:42.544	29.389	39.353	33.802	236.3	41:59.692							
18	1:51.670 B	29.740	39.544	42.386	234.8	43:51.362							