

# IBERIAN HISTORIC ENDURANCE

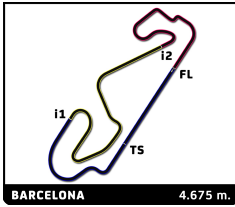
## CIRCUIT DE BARCELONA-CATALUNYA

### Qualifying

### Sector Analysis

— Invalidated Lap    ■ Personal Best    ■ Session Best    **B** Crossing the pit lane

Lap	D	Time	Sector 1	Sector 2	Sector 3	Kph	Elapsed	Lap	D	Time	Sector 1	Sector 2	Sector 3	Kph	Elapsed
<b>1</b>		<b>Eficar Team</b>					Porsche 356 SC				Lotus Seven				
		1. Guillermo Velasco					H-1965				1. Florent Cazalot				
		2. Francisco Feitas									GTP & SC				
1	1	3:16.407	1:05.559	1:07.873	1:02.975	83.1	3:16.407	1	1	4:26.306	2:42.745	58.140	45.421	61.3	4:26.306
2	1	2:49.690	50.344	1:06.869	52.477	99.2	6:06.097	2	1	2:17.168	40.366	52.499	44.303	122.7	6:43.474
3	1	2:53.779	52.035	1:04.948	56.796	96.8	8:59.876	3	1	2:33.269 <b>B</b>	40.169	51.537	1:01.563	109.8	9:16.743
4	1	2:46.058	49.677	1:02.847	53.534	101.4	11:45.934	4	1	2:41.584	1:06.453	51.766	43.365	104.2	11:58.327
5	1	2:44.068	50.082	1:00.650	53.336	102.6	14:30.002	5	1	2:14.669	39.479	51.828	43.362	125.0	14:12.996
6	1	2:41.264	47.845	1:01.499	51.920	104.4	17:11.266	6	1	2:15.207	39.509	51.099	44.599	124.5	16:28.203
7	1	2:42.339	47.889	1:02.054	52.396	103.7	19:53.605	7	1	2:14.884	39.575	51.105	44.204	124.8	18:43.087
8	1	2:53.498 <b>B</b>	47.626	1:00.616	1:05.256	97.0	22:47.103	8	1	2:14.508	39.547	51.054	43.907	125.1	20:57.595
9	1	4:01.650	2:15.546	57.358	48.746	69.6	26:48.753	9	1	2:13.358	39.330	51.029	42.999	126.2	23:10.953
10	1	2:29.182	44.380	56.965	47.837	112.8	29:17.935	10	1	2:15.732	40.131	51.483	44.118	124.0	25:26.685
11	1	2:28.435	44.144	56.621	47.670	113.4	31:46.370	11	1	2:14.171	39.699	50.993	43.479	125.4	27:40.856
12	1	2:30.732	44.698	57.734	48.300	111.7	34:17.102	12	1	2:15.096	39.897	51.433	43.766	124.6	29:55.952
13	1	2:27.817	43.758	56.578	47.481	113.9	36:44.919	13	1	2:33.293 <b>B</b>	40.192	51.914	1:01.187	109.8	32:29.245
14	1	2:45.848 <b>B</b>	44.214	1:01.381	1:00.253	101.5	39:30.767	14	1	4:17.091	2:40.367	52.993	43.731	65.5	36:46.336
<b>7</b>		<b>Stephane Rey</b>					Crosle 7S				Lotus Seven				
		1. Stephane Rey					GTP & SC				1. João Mira Gomes				
		2. Mathias Rey									2. Nuno Afoito				
1	1	2:41.806	1:02.135	55.141	44.530	100.8	2:41.806	1	1	2:56.759 <b>B</b>	59.656	57.526	59.577	92.3	2:56.759
2	1	2:13.581	39.625	51.040	42.916	126.0	4:55.387	2	1	7:41.697	5:52.416	1:01.949	47.332	36.5	10:38.456
3	1	2:14.278	38.603	50.563	45.112	125.3	7:09.665	3	1	2:21.876	42.517	53.705	45.654	118.6	13:00.332
4	1	2:13.292	39.138	50.948	43.206	126.3	9:22.957	4	1	2:30.031 <b>B</b>	41.965	54.903	53.163	112.2	15:30.363
5	1	2:16.392	38.696	52.460	45.236	123.4	11:39.349	5	1	4:37.522	2:48.427	1:02.242	46.853	60.6	20:07.885
6	1	2:18.075	38.505	51.779	47.791	121.9	13:57.424	6	1	2:30.113	44.892	56.705	48.516	112.1	22:37.998
7	1	2:16.840	39.484	51.595	45.761	123.0	16:14.264	7	1	2:29.233	44.153	57.033	48.047	112.8	25:07.231
8	1	2:17.308	38.744	50.922	47.642	122.6	18:31.572	8	1	2:29.617	44.251	57.025	48.341	112.5	27:36.848
9	1	2:13.415	39.351	50.831	43.233	126.1	20:44.987	9	1	2:45.088 <b>B</b>	44.418	58.325	1:02.345	101.9	30:21.936
10	1	2:36.755 <b>B</b>	39.898	53.381	1:03.476	107.4	23:21.742	10	1	4:17.969	2:38.317	53.967	45.685	65.2	34:39.905
11	1	4:51.654	3:06.647	56.461	48.546	57.7	28:13.396	11	1	2:19.792	41.239	53.435	45.118	120.4	36:59.697
12	1	2:29.851	45.405	56.131	48.315	112.3	30:43.247	12	1	2:19.353	41.340	52.980	45.033	120.8	39:19.050
13	1	2:35.551	42.428	1:02.794	50.329	108.2	33:18.798	13	1	2:19.611	41.491	53.232	44.888	120.5	41:38.661
14	1	2:26.215	43.874	55.282	47.059	115.1	35:45.013								
15	1	2:22.338	41.459	53.664	47.215	118.2	38:07.351								
16	1	2:21.948	42.363	53.521	46.064	118.6	40:29.299								
<b>8</b>		<b>Nou Onze Team</b>					Porsche 911 SWB				Ford GT 40				
		1. Carlos Beltran					GDS				1. Jordi Puig				
		2. Pablo Tarrero									2. Alberto Pecanins				
1	1	3:34.331	1:29.640	1:07.903	56.788	76.1	3:34.331	1	1	2:52.263	1:12.150	54.306	45.807	94.7	2:52.263
2	1	2:46.635	49.798	1:03.611	53.226	101.0	6:20.966	2	1	2:14.869	42.423	50.054	42.392	124.8	5:07.132
3	1	2:49.706 <b>B</b>	46.450	1:02.058	1:01.198	99.2	9:10.672	3	1	2:23.677	36.873	48.298	58.506	117.1	7:30.809
4	1	4:18.630	2:27.449	1:00.534	50.647	65.1	13:29.302	4	1	2:16.904	42.842	49.721	44.341	122.9	9:47.713
5	1	2:35.560	46.862	59.011	49.687	108.2	16:04.862	5	1	2:08.467	36.784	48.759	42.924	131.0	11:56.180
6	1	2:49.075 <b>B</b>	46.023	1:01.644	1:01.408	99.5	18:53.937	6	1	2:09.337	37.040	49.013	43.284	130.1	14:05.517
7	1	4:13.027	2:23.309	59.464	50.254	66.5	23:06.964	7	1	2:11.727	37.390	49.782	44.555	127.8	16:17.244
8	1	2:45.307 <b>B</b>	44.829	58.704	1:01.774	101.8	25:52.271	8	1	2:10.846	36.404	50.258	44.184	128.6	18:28.090
9	1	4:31.783	2:44.729	57.925	49.129	61.9	30:24.054	9	1	2:09.104	36.760	49.114	43.230	130.4	20:37.194
10	1	2:30.270	43.907	57.630	48.733	112.0	32:54.324	10	1	2:23.730 <b>B</b>	38.295	50.364	55.071	117.1	23:00.924
11	1	2:31.557	44.034	58.269	49.254	111.0	35:25.881	11	1	10:12.325	8:35.395	52.299	44.531	27.5	33:13.249
12	1	2:29.138	44.868	56.387	47.883	112.8	37:55.019	12	1	2:15.653	39.909	51.404	44.340	124.1	35:28.902
13	1	2:45.278 <b>B</b>	43.867	56.843	1:04.568	101.8	40:40.297	13	1	2:15.317	39.040	50.725	45.552	124.4	37:44.219
								14	1	2:14.204	38.877	50.759	44.568	125.4	39:58.423
								15	1	2:16.318	40.175	52.176	43.967	123.5	42:14.741



# IBERIAN HISTORIC ENDURANCE

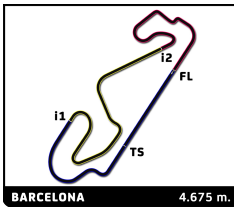
## CIRCUIT DE BARCELONA-CATALUNYA

### Qualifying

### Sector Analysis

— Invalidated Lap    ■ Personal Best    ■ Session Best    B Crossing the pit lane

Lap	D	Time	Sector 1	Sector 2	Sector 3	Kph	Elapsed	Lap	D	Time	Sector 1	Sector 2	Sector 3	Kph	Elapsed		
<b>23</b>	<b>Vincent Tourneur</b> 1. Vincent Tourneur							Porsche 911 SWB GDS									
	1	1	3:34.892	1:30.571	1:07.806	56.515	75.9	3:34.892	1	1	3:50.799	1:59.784	1:01.273	49.742	70.7	3:50.799	
	2	1	2:36.520	46.579	59.335	50.606	107.5	6:11.412	2	1	2:30.015	44.843	55.853	49.319	112.2	6:20.814	
	3	1	2:33.267	45.514	57.873	49.880	109.8	8:44.679	3	1	2:19.011	41.178	53.575	44.258	121.1	8:39.825	
	4	1	2:33.109	44.204	57.873	51.032	109.9	11:17.788	4	1	2:20.131	41.724	53.834	44.573	120.1	10:59.956	
	5	1	2:32.246	45.172	57.830	49.244	110.5	13:50.034	5	1	2:17.622	39.923	52.902	44.797	122.3	13:17.578	
	6	1	2:32.328	44.097	57.729	50.502	110.5	16:22.362	6	1	2:19.123	41.401	53.255	44.467	121.0	15:36.701	
	7	1	2:31.576	44.323	57.609	49.644	111.0	18:53.938	7	1	2:18.031	40.500	52.817	44.714	121.9	17:54.732	
	8	1	2:30.611	44.244	57.242	49.125	111.7	21:24.549	8	1	2:18.713	40.105	52.695	45.913	121.3	20:13.445	
	9	1	2:31.706	45.209	57.208	49.289	110.9	23:56.255	9	1	2:43.815B	44.480	58.181	1:01.154	102.7	22:57.260	
	10	1	2:47.645B	45.905	59.683	1:02.057	100.4	26:43.900	10	1	5:32.751	3:47.893	1:00.214	44.644	50.6	28:30.011	
	11	1	4:50.037	3:01.813	58.046	50.178	58.0	31:33.937	11	1	2:16.827	39.615	52.472	44.740	123.0	30:46.838	
	12	1	2:31.645	44.401	57.865	49.379	111.0	34:05.582	12	1	2:17.757	39.751	52.799	45.207	122.2	33:04.595	
	13	1	2:33.514	44.210	58.340	50.964	109.6	36:39.096	13	1	2:18.087	40.603	52.815	44.669	121.9	35:22.682	
	14	1	2:31.523	43.911	57.760	49.852	111.1	39:10.619	14	1	2:18.580	41.745	52.240	44.595	121.4	37:41.262	
	15	1	2:33.680	44.337	58.309	51.034	109.5	41:44.299	15	1	2:54.365B	44.188	1:00.556	1:09.621	96.5	40:35.627	
<b>27</b>	<b>Oporto Racing</b> 1. Carlos Barbot							Lotus Elan 26R H-1965									
	1	1	2:33.619	50.945	56.101	46.573	106.2	2:33.619	1	1	3:37.824	1:45.174	1:00.456	52.194	74.9	3:37.824	
	2	1	2:18.502	40.549	52.998	44.955	121.5	4:52.121	2	1	2:27.711	44.702	55.901	47.108	113.9	6:05.535	
	3	1	2:16.846	39.826	51.994	45.026	123.0	7:08.967	3	1	2:24.374	42.755	55.204	46.415	116.6	8:29.909	
	4	1	2:17.180	39.559	52.992	44.629	122.7	9:26.147	4	1	2:22.966	41.832	55.329	45.805	117.7	10:52.875	
	5	1	2:35.540B	39.362	52.578	1:03.600	108.2	12:01.687	5	1	2:23.663	42.645	55.377	45.641	117.1	13:16.538	
	6	1	11:50.203	...	55.056	44.124	23.7	23:51.890	6	1	2:21.605	42.151	54.205	45.249	118.9	15:38.143	
	7	1	2:17.512	39.402	53.729	44.381	122.4	26:09.402	7	1	2:21.550	41.014	54.547	45.989	118.9	17:59.693	
	8	1	2:19.621	40.030	54.463	45.128	120.5	28:29.023	8	1	2:37.213	43.937	1:03.144	50.132	107.1	20:36.906	
	9	1	2:17.595	39.639	52.602	45.354	122.3	30:46.618	9	1	2:33.127B	42.238	54.320	56.569	109.9	23:10.033	
	10	1	2:18.956	40.550	53.243	45.163	121.1	33:05.574	10	1	4:08.666	2:26.776	55.809	46.081	67.7	27:18.699	
	11	1	2:17.979	39.826	53.240	44.913	122.0	35:23.553	11	1	2:22.245	42.042	54.363	45.840	118.3	29:40.944	
	12	1	2:17.503	40.118	52.298	45.087	122.4	37:41.056	12	1	2:23.390	42.266	55.157	45.967	117.4	32:04.334	
	13	1	2:16.304	38.995	52.617	44.692	123.5	39:57.360	13	1	2:22.227	42.462	54.105	45.660	118.3	34:26.561	
	14	1	2:21.633	40.855	53.570	47.208	118.8	42:18.993	14	1	2:21.585	42.007	54.199	45.379	118.9	36:48.146	
	15	1	2:16.444	38.995	52.617	44.692	123.5	39:57.360	15	1	2:21.444	41.270	54.129	46.045	119.0	39:09.590	
16	1	2:21.881	41.874	54.012	45.995	118.6	41:31.471	16	1	2:21.881	41.874	54.012	45.995	118.6	41:31.471		
<b>60</b>	<b>Aurora Motorsport</b> 1. Pedro B. Rezende							Porsche 911 3.0 RS H-1976									
	1	1	3:53.304	2:05.895	59.690	47.719	69.9	3:53.304	1	1	3:53.304	2:05.895	59.690	47.719	69.9	3:53.304	
	2	1	2:21.452	42.441	53.781	45.230	119.0	6:14.756	2	1	2:21.452	42.441	53.781	45.230	119.0	6:14.756	
	3	1	2:15.015	40.075	51.701	43.239	124.7	8:29.771	3	1	2:15.015	40.075	51.701	43.239	124.7	8:29.771	
	4	1	2:11.829	38.063	50.819	42.947	127.7	10:41.600	4	1	2:11.829	38.063	50.819	42.947	127.7	10:41.600	
	5	1	2:26.216B	40.062	52.048	54.106	115.1	13:07.816	5	1	2:26.216B	40.062	52.048	54.106	115.1	13:07.816	
	6	1	8:09.196	6:32.628	52.766	43.802	34.4	21:17.012	6	1	8:09.196	6:32.628	52.766	43.802	34.4	21:17.012	
	7	1	2:12.290	38.270	50.415	43.605	127.2	23:29.302	7	1	2:12.290	38.270	50.415	43.605	127.2	23:29.302	
	8	1	2:12.381	38.007	51.264	43.110	127.1	25:41.683	8	1	2:12.381	38.007	51.264	43.110	127.1	25:41.683	
	9	1	2:10.611	37.765	50.082	42.764	128.9	27:52.294	9	1	2:10.611	37.765	50.082	42.764	128.9	27:52.294	
	10	1	2:30.823B	41.972	58.956	49.895	111.6	30:23.117	10	1	2:30.823B	41.972	58.956	49.895	111.6	30:23.117	
	<b>64</b>	<b>Eficar Team</b> 1. Jose A. Rueda 2. Pablo Rueda							Ford Capri 2600 RS H-1971								
		1	1	2:47.618	1:03.667	56.883	47.068	97.3	2:47.618	1	1	2:47.618	1:03.667	56.883	47.068	97.3	2:47.618
		2	1	2:23.215	42.555	55.355	45.305	117.5	5:10.833	2	1	2:23.215	42.555	55.355	45.305	117.5	5:10.833
		3	1	2:22.187	42.235	54.858	45.094	118.4	7:33.020	3	1	2:22.187	42.235	54.858	45.094	118.4	7:33.020
		<b>34</b>	<b>Casmotorsport</b> 1. Carlos M. Santos 2. Carlos A. Santos							Ford Escort RS 2000 H-1976							
1			1	3:19.793				81.6	3:19.793	1	1	3:19.793				81.6	3:19.793
2			1	2:42.733				103.4	6:02.526	2	1	2:42.733				103.4	6:02.526
3			1	2:53.845B				96.8	8:56.371	3	1	2:53.845B				96.8	8:56.371
4			1	7:33.790				37.1	16:30.161	4	1	7:33.790				37.1	16:30.161
5			1	2:48.276				100.0	19:18.437	5	1	2:48.276				100.0	19:18.437
6			1	2:47.447				100.5	22:05.884	6	1	2:47.447				100.5	22:05.884
7			1	2:45.029				102.0	24:50.913	7	1	2:45.029				102.0	24:50.913
8			1	2:51.220				98.3	27:42.133	8	1	2:51.220				98.3	27:42.133
9			1	2:44.867				102.1	30:27.000	9	1	2:44.867				102.1	30:27.000
10			1	7:29.074	5:32.314			37.5	37:56.074	10	1	7:29.074	5:32.314			37.5	37:56.074
11			1	2:52.239B	48.429	1:03.532	1:00.278	97.7	40:48.313	11	1	2:52.239B	48.429	1:03.532	1:00.278	97.7	40:48.313
<b>49</b>	<b>RP Motorsport</b> 1. Joaquim Soares							Lotus Elan H-1971									
	1		1	2:47.618	1:03.667	56.883	47.068	97.3	2:47.618	1	1	2:47.618	1:03.667	56.883	47.068	97.3	2:47.618
	2		1	2:23.215	42.555	55.355	45.305	117.5	5:10.833	2	1	2:23.215	42.555	55.355	45.305	117.5	5:10.833
	3		1	2:22.187	42.235	54.858	45.094	118.4	7:33.020	3	1	2:22.187	42.235	54.858	45.094	118.4	7:33.020



# IBERIAN HISTORIC ENDURANCE

## CIRCUIT DE BARCELONA-CATALUNYA

### Qualifying

### Sector Analysis

— Invalidated Lap    ■ Personal Best    ■ Session Best    B Crossing the pit lane

Lap	D	Time	Sector 1	Sector 2	Sector 3	Kph	Elapsed	Lap	D	Time	Sector 1	Sector 2	Sector 3	Kph	Elapsed		
4	1	2:31.531	B	42.041	53.929	55.561	111.1	10:04.551	2	1	2:24.879	43.308	54.848	46.723	116.2	5:16.042	
5	1	4:42.861		2:55.747	58.320	48.794	59.5	14:47.412	3	1	2:24.037	40.963	55.899	47.175	116.8	7:40.079	
6	1	2:27.986		43.783	56.295	47.908	113.7	17:15.398	4	1	2:21.224	41.258	54.185	45.781	119.2	10:01.303	
7	1	2:24.805		42.914	55.841	46.050	116.2	19:40.203	5	1	2:27.438	B	40.904	54.054	52.480	114.1	12:28.741
8	1	2:25.082		42.088	54.737	48.257	116.0	22:05.285	6	1	4:01.486		2:20.694	54.550	46.242	69.7	16:30.227
9	1	2:26.488		44.107	55.650	46.731	114.9	24:31.773	7	1	2:20.040		41.717	53.045	45.278	120.2	18:50.267
10	1	2:23.671		42.508	54.686	46.477	117.1	26:55.444	8	1	2:19.754		41.357	53.442	44.955	120.4	21:10.021
11	1	2:28.288		42.250	55.501	50.537	113.5	29:23.732	9	1	2:18.283		40.217	53.124	44.942	121.7	23:28.304
12	1	2:24.440		42.421	55.736	46.283	116.5	31:48.172	10	1	2:17.539		40.702	52.194	<b>44.643</b>	122.4	25:45.843
13	1	2:23.939		43.170	54.713	46.056	116.9	34:12.111	11	1	2:17.668		40.497	51.827	45.344	122.3	28:03.511
14	1	2:22.763		41.798	54.323	46.642	117.9	36:34.874	12	1	2:18.075		40.222	52.973	44.880	121.9	30:21.586
15	1	<b>2:21.549</b>		41.844	<b>53.892</b>	45.813	118.9	38:56.423	13	1	2:17.668		39.903	53.101	44.664	122.3	32:39.254
16	1	2:22.477		<b>41.738</b>	55.014	45.725	118.1	41:18.900	14	1	2:16.905		<b>39.825</b>	51.940	45.140	122.9	34:56.159

**65** **Ron Maydon** Gineftra G4R H-1965  
1. Ron Maydon  
2. Robin Ward

1	1	3:07.979		1:24.977	55.520	47.482	86.8	3:07.979
2	1	2:37.851		39.669	1:11.977	46.205	106.6	5:45.830
3	1	2:19.277		39.826	53.708	45.743	120.8	8:05.107
4	1	2:18.260		39.458	53.306	45.496	121.7	10:23.367
5	1	2:18.729		40.033	53.125	45.571	121.3	12:42.096
6	1	2:32.869	B	40.380	55.971	56.518	110.1	15:14.965
7	1	4:35.931		2:53.321	53.137	49.473	61.0	19:50.896
8	1	2:15.793		39.327	52.061	44.405	123.9	22:06.689
9	1	2:16.029		39.149	<b>51.772</b>	45.108	123.7	24:22.718
10	1	2:16.522		39.018	52.331	45.173	123.3	26:39.240
11	1	2:16.636		39.452	52.390	44.794	123.2	28:55.876
12	1	2:15.400		<b>38.365</b>	52.194	44.841	124.3	31:11.276
13	1	2:15.430		38.442	52.406	44.582	124.3	33:26.706
14	1	<b>2:14.748</b>		38.519	52.225	<b>44.004</b>	124.9	35:41.454
15	1	2:29.082	B	38.866	52.513	57.703	112.9	38:10.536

**69** **Vincent Jimenez** Porsche 2.5 ST H-1971  
1. Vincent Jimenez

1	1	3:11.517		1:26.117	57.976	47.424	85.2	3:11.517
2	1	2:26.028		42.901	56.005	47.122	115.3	5:37.545
3	1	2:21.492		42.077	53.579	<b>45.836</b>	118.9	7:59.037
4	1	2:23.507		42.273	54.300	46.934	117.3	10:22.544
5	1	2:43.630	B	45.570	55.524	1:02.536	102.9	13:06.174
6	1	6:47.084		5:03.740	56.427	46.917	41.3	19:53.258
7	1	2:23.377		42.773	53.859	46.745	117.4	22:16.635
8	1	2:21.747		42.089	53.477	46.181	118.7	24:38.382
9	1	2:21.651		41.893	53.431	46.327	118.8	27:00.033
10	1	2:21.963		41.871	53.517	46.575	118.6	29:21.996
11	1	2:25.701		42.048	55.254	48.399	115.5	31:47.697
12	1	<b>2:21.054</b>		41.764	53.358	45.932	119.3	34:08.751
13	1	2:21.513		41.665	53.862	45.986	118.9	36:30.264
14	1	2:21.379		<b>41.438</b>	<b>53.344</b>	46.597	119.0	38:51.643
15	1	2:21.222		41.477	53.487	46.258	119.2	41:12.865

**83** **Aurora Motorsport** Porsche 911 3.0 RS H-1976  
1. Bruno Duarte  
2. Filipe S. Jesus

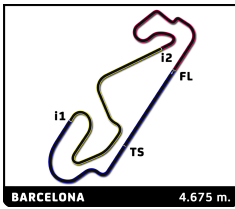
1	1	2:51.163		1:05.436	57.575	48.152	95.3	2:51.163
---	---	----------	--	----------	--------	--------	------	----------

**90** **Toni Garcia** Porsche 924 H-INV  
1. Toni Garcia

1	1	3:56.334		2:02.649	1:01.661	52.024	69.0	3:56.334
2	1	2:33.792		47.154	57.205	49.433	109.4	6:30.126
3	1	2:31.090		44.063	57.255	49.772	111.4	9:01.216
4	1	2:26.794		44.067	55.333	47.394	114.7	11:28.010
5	1	2:25.964		43.073	<b>55.088</b>	47.803	115.3	13:53.974
6	1	2:28.368		43.126	55.192	50.050	113.4	16:22.342
7	1	2:37.969	B	43.320	55.480	59.169	106.5	19:00.311
8	1	4:35.183		2:51.952	56.225	<b>47.006</b>	61.2	23:35.494
9	1	2:28.673		42.868	55.913	49.892	113.2	26:04.167
10	1	2:44.717		59.247	58.421	47.049	102.2	28:48.884
11	1	<b>2:25.621</b>		<b>42.711</b>	55.383	47.527	115.6	31:14.505
12	1	2:53.631	B	45.632	1:00.078	1:07.921	96.9	34:08.136

**99** **Aurora Motorsport -Amaracing** Porsche 911 3.0 RS H-1976  
1. Mário Meireles

1	1	2:51.390		1:06.714	57.116	47.560	95.2	2:51.390
2	1	2:24.797		44.116	54.680	46.001	116.2	5:16.187
3	1	2:14.927		39.211	51.770	43.946	124.7	7:31.114
4	1	2:15.974		39.068	51.245	45.661	123.8	9:47.088
5	1	2:15.211		39.628	51.317	44.266	124.5	12:02.299
6	1	2:28.667	B	39.261	51.833	57.573	113.2	14:30.966
7	1	3:30.988		1:54.668	51.374	44.946	79.8	18:01.954
8	1	2:17.938		40.829	52.606	44.503	122.0	20:19.892
9	1	2:14.873		38.581	52.021	44.271	124.8	22:34.765
10	1	2:24.790		38.509	51.110	55.171	116.2	24:59.555
11	1	2:16.314		40.331	52.221	<b>43.762</b>	123.5	27:15.869
12	1	2:15.018		38.528	52.271	44.219	124.7	29:30.887
13	1	2:15.558		<b>38.173</b>	51.766	45.619	124.2	31:46.445
14	1	<b>2:14.552</b>		38.867	<b>50.987</b>	44.698	125.1	34:00.997
15	1	2:15.623		39.264	52.336	44.023	124.1	36:16.620
16	1	2:16.591		38.967	52.414	45.210	123.2	38:33.211
17	1	2:23.866	B	39.124	51.414	53.328	117.0	40:57.077



# IBERIAN HISTORIC ENDURANCE

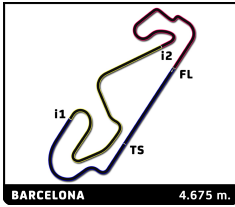
## CIRCUIT DE BARCELONA-CATALUNYA

### Qualifying

### Sector Analysis

— Invalidated Lap    ■ Personal Best    ■ Session Best    B Crossing the pit lane

Lap	D	Time	Sector 1	Sector 2	Sector 3	Kph	Elapsed	Lap	D	Time	Sector 1	Sector 2	Sector 3	Kph	Elapsed	
<b>103</b>	<b>RP Motorsport</b> 1.Luis S. Ribeiro							<b>BMW 2800 CS</b> H-1971								
	1	1	4:04.058	2:05.244	1:07.805	51.009	66.8	4:04.058	1	1	2:50.302	1:02.353	58.562	49.387	95.8	2:50.302
	2	1	2:25.961	45.016	55.190	45.755	115.3	6:30.019	2	1	2:31.751	44.460	58.814	48.477	110.9	5:22.053
	3	1	2:26.527	40.480	58.276	47.771	114.9	8:56.546	3	1	2:29.499	43.017	58.062	48.420	112.6	7:51.552
	4	1	2:17.301	39.994	52.786	<b>44.521</b>	122.6	11:13.847	4	1	2:30.514	43.710	58.454	48.350	111.8	10:22.066
	5	1	2:18.311	40.582	52.847	44.882	121.7	13:32.158	5	1	<b>2:28.481</b>	<b>42.964</b>	<b>57.380</b>	<b>48.137</b>	113.3	12:50.547
	6	1	3:05.240	47.113	1:09.567	1:08.560	90.9	16:37.398	6	1	2:43.585	45.088	59.556	58.941	102.9	15:34.132
	7	1	5:06.268	3:24.748	54.492	47.028	55.0	21:43.666								
	8	1	2:20.168	39.632	53.047	47.489	120.1	24:03.834								
	9	1	2:33.732	40.168	53.882	59.682	109.5	26:37.566								
	10	1	2:17.779	39.810	<b>52.009</b>	45.960	122.2	28:55.345								
	11	1	2:18.754	39.834	52.642	46.278	121.3	31:14.099								
	12	1	2:22.283	40.030	52.167	50.086	118.3	33:36.382								
	13	1	<b>2:16.862</b>	<b>39.465</b>	52.546	44.851	123.0	35:53.244								
	14	1	2:59.980	49.159	1:06.853	1:03.968	93.5	38:53.224								
<b>121</b>	<b>Paul Rayment</b> 1.Paul Rayment 2.James Wheeler							<b>MG B Roadster</b> GDS								
	1	1	3:07.622	1:19.416	57.646	50.560	86.9	3:07.622	1	1	3:09.915	1:25.612	53.674	50.629	85.9	3:09.915
	2	1	2:29.466	42.392	58.782	48.292	112.6	5:37.088	2	1	2:45.789	39.556	1:19.409	46.824	101.5	5:55.704
	3	1	2:26.911	43.568	56.007	47.336	114.6	8:03.999	3	1	2:14.773	38.726	52.031	44.016	124.9	8:10.477
	4	1	2:37.260	43.239	55.504	58.517	107.0	10:41.259	4	1	<b>2:13.164</b>	38.610	50.847	43.707	126.4	10:23.641
	5	1	4:40.959	2:57.492	56.513	46.954	59.9	15:22.218	5	1	2:14.706	39.815	50.962	43.929	124.9	12:38.347
	6	1	2:24.362	43.064	54.819	<b>46.479</b>	116.6	17:46.580	6	1	2:13.537	38.650	50.736	44.151	126.0	14:51.884
	7	1	2:24.779	42.141	54.955	47.683	116.2	20:11.359	7	1	2:21.408	38.597	<b>50.247</b>	52.564	119.0	17:13.292
	8	1	<b>2:23.593</b>	<b>42.082</b>	54.691	46.820	117.2	22:34.952	8	1	3:11.210	38.766	1:19.278	1:13.166	88.0	20:24.502
	9	1	2:23.997	42.185	54.850	46.962	116.9	24:58.949	9	1	8:36.515	7:01.219	51.449	43.847	32.6	29:01.017
	10	1	2:23.768	42.597	<b>54.612</b>	46.559	117.1	27:22.717	10	1	2:13.313	38.742	50.835	43.736	126.2	31:14.330
	11	1	2:38.123	43.040	55.837	59.246	106.4	30:00.840	11	1	2:29.818	38.468	51.543	59.807	112.3	33:44.148
	12	1	3:58.532	2:11.044	58.092	49.396	70.6	33:59.372	12	1	2:16.464	<b>38.183</b>	52.082	46.199	123.3	36:00.612
	13	1	2:35.325	44.604	56.476	54.245	108.4	36:34.697	13	1	2:14.516	38.671	51.406	44.439	125.1	38:15.128
	14	1	2:58.569	44.192	1:10.782	1:03.595	94.2	39:33.266	14	1	2:14.377	38.580	52.136	<b>43.661</b>	125.2	40:29.505
<b>123</b>	<b>Aurora Motorsport- Serviroad S.</b> 1.Bruno Santos 2.Marco Amaral							<b>Porsche 911 3.0 RS</b> H-1976								
	1	1	3:05.134	1:24.603	54.146	46.385	88.1	3:05.134	1	1	3:36.664	1:35.114	1:05.789	55.761	75.3	3:36.664
	2	1	2:17.437	40.117	53.030	44.290	122.5	5:22.571	2	1	2:44.978	49.722			102.0	6:21.642
	3	1	2:17.873	38.761	52.851	46.261	122.1	7:40.444	3	1	2:44.283	46.958			102.4	9:05.925
	4	1	2:15.005	39.037	52.007	43.961	124.7	9:55.449	4	1	2:37.689	46.553			106.7	11:43.614
	5	1	2:13.544	38.067	51.699	43.778	126.0	12:08.993	5	1	2:49.506	46.296			99.3	14:33.120
	6	1	2:15.376	38.288	52.611	44.477	124.3	14:24.369	6	1	3:45.580	1:55.977			74.6	18:18.700
	7	1	2:14.619	39.144	51.699	<b>43.776</b>	125.0	16:38.988	7	1	2:47.578	47.400			100.4	21:06.278
	8	1	2:15.219	39.970	51.259	43.990	124.5	18:54.207	8	1	8:32.332	6:41.310	<b>1:00.119</b>	<b>50.903</b>	32.8	29:38.610
	9	1	2:32.014	40.179	51.362	1:00.473	110.7	21:26.221	9	1	2:36.400	48.100			107.6	32:15.010
	10	1	4:24.650	2:49.393	50.996	44.261	63.6	25:50.871	10	1	<b>2:33.614</b>	<b>46.001</b>			109.6	34:48.624
	11	1	2:14.279	38.768	51.539	43.972	125.3	28:05.150	11	1	2:45.853	49.195			101.5	37:34.477
	12	1	2:18.760	38.655	53.300	46.805	121.3	30:23.910								
	13	1	2:15.460	38.261	52.680	44.519	124.2	32:39.370								
	14	1	<b>2:12.876</b>	<b>37.786</b>	<b>50.729</b>	44.361	126.7	34:52.246								
	15	1	2:14.273	38.768	51.361	44.144	125.3	37:06.519								
	16	1	2:37.411	38.200	1:00.555	58.656	106.9	39:43.930								
<b>153</b>	<b>Eficar Team</b> 1.Manuel de la Torre							<b>Porsche 911 SWB</b> H-1971								
	1	1	2:50.302	1:02.353	58.562	49.387	95.8	2:50.302	1	1	3:35.623	1:32.388	1:07.139	56.096	75.7	3:35.623
	2	1	2:31.751	44.460	58.814	48.477	110.9	5:22.053	2	1	2:32.820	44.477	56.845	51.498	110.1	6:08.443
	3	1	2:29.499	43.017	58.062	48.420	112.6	7:51.552	3	1	2:26.197	43.056	55.369	47.772	115.1	8:34.640
	4	1	2:30.514	43.710	58.454	48.350	111.8	10:22.066	4	1	<b>2:25.316</b>	<b>42.651</b>	<b>55.008</b>	<b>47.657</b>	115.8	10:59.956
	5	1	<b>2:28.481</b>	<b>42.964</b>	<b>57.380</b>	<b>48.137</b>	113.3	12:50.547	5	1	2:28.265	43.527	55.566	49.172	113.5	13:28.221
	6	1	2:43.585	45.088	59.556	58.941	102.9	15:34.132	6	1	2:31.570	44.570	56.633	50.367	111.0	15:59.791
<b>176</b>	<b>Eduardo Davila</b> 1.Eduardo Davila							<b>Porsche 911 3.0 RS</b> H-1976								
	1	1	3:09.915	1:25.612	53.674	50.629	85.9	3:09.915	1	1	2:31.516	44.443	57.063	50.010	111.1	21:02.551
	2	1	2:45.789	39.556	1:19.409	46.824	101.5	5:55.704	2	1	<b>2:31.516</b>	44.443	57.063	50.010	111.1	21:02.551
	3	1	2:14.773	38.726	52.031	44.016	124.9	8:10.477	3	1	2:29.986	44.031	56.925	49.030	112.2	23:32.537
	4	1	<b>2:13.164</b>	38.610	50.847	43.707	126.4	10:23.641	4	1						
	5	1	2:14.706	39.815	50.962	43.929	124.9	12:38.347	5	1						
	6	1	2:13.537	38.650	50.736	44.151	126.0	14:51.884	6	1						
	7	1	2:21.408	38.597	<b>50.247</b>	52.564	119.0	17:13.292	7	1						
	8	1	3:11.210	38.766	1:19.278	1:13.166	88.0	20:24.502	8	1						
	9	1	8:36.515	7:01.219	51.449	43.847	32.6	29:01.017	9	1						
	10	1	2:13.313	38.742	50.835	43.736	126.2	31:14.330								
	11	1	2:29.818	38.468	51.543	59.807	112.3	33:44.148								
	12	1	2:16.464	<b>38.183</b>	52.082	46.199	123.3	36:00.612								
	13	1	2:14.516	38.671	51.406	44.439	125.1	38:15.128								
	14	1	2:14.377	38.580	52.136	<b>43.661</b>	125.2	40:29.505								
<b>178</b>	<b>Nou Onze Team</b> 1.Luis Portal							<b>Porsche 911 SWB</b> H-1971								
	1	1	3:36.664	1:35.114	1:05.789	55.761	75.3	3:36.664	1	1	2:31.516	44.443	57.063	50.010	111.1	21:02.551
	2	1	2:44.978	49.722			102.0	6:21.642	2	1	2:31.516	44.443	57.063	50.010	111.1	21:02.551
	3	1	2:44.283	46.958			102.4	9:05.925	3	1	2:29.986	44.031	56.925	49.030	112.2	23:32.537
	4	1	2:37.689	46.553			106.7	11:43.614	4	1						
	5	1	2:49.506	46.296			99.3	14:33.120	5	1						
	6	1	3:45.580	1:55.977			74.6	18:18.700	6	1						
	7	1	2:47.578	47.400			100.4	21:06.278	7	1						
	8	1	8:32.332	6:41.310	<b>1:00.119</b>	<b>50.903</b>	32.8	29:38.610	8	1						
	9	1	2:36.400	48.100			107.6	32:15.010	9	1						
	10	1	<b>2:33.614</b>	<b>46.001</b>			109.6	34:48.624								
	11	1	2:45.853	49.195			101.5	37:34.477								
<b>188</b>	<b>Nou Onze Team</b> 1.Jordi Prenafeta							<b>Porsche 2.5 ST</b> H-1971								
	1	1	3:35.623	1:32.388	1:07.139	56.096	75.7	3:35.6								



# IBERIAN HISTORIC ENDURANCE

## CIRCUIT DE BARCELONA-CATALUNYA

### Qualifying

### Sector Analysis

— Invalidated Lap    ■ Personal Best    ■ Session Best    **B** Crossing the pit lane

Lap	D	Time	Sector 1	Sector 2	Sector 3	Kph	Elapsed	Lap	D	Time	Sector 1	Sector 2	Sector 3	Kph	Elapsed
10	1	2:30.910	43.895	57.432	49.583	111.5	26:03.447	12	1	2:26.410	42.451	56.101	47.858	115.0	31:09.948
11	1	2:32.676	45.027	57.545	50.104	110.2	28:36.123	13	1	2:25.832	42.564	56.203	47.065	115.4	33:35.780
12	1	2:46.405 <b>B</b>	47.592	58.331	1:00.482	101.1	31:22.528	14	1	<span style="color: green;">2:24.757</span>	<span style="color: green;">42.045</span>	<span style="color: green;">55.348</span>	47.364	116.3	36:00.537
								15	1	2:57.603 <b>B</b>	48.257	1:01.578	1:07.768	94.8	38:58.140

**196** **Garagem João Gomes** Porsche 356 B H-1965  
1. Pedro Moriyon  
2. José Carvalhosa

1	1	3:49.651	1:46.015	1:10.174	53.462	71.0	3:49.651
2	1	2:44.870	54.483	1:01.102	49.285	102.1	6:34.521
3	1	2:35.665	47.979	58.817	48.869	108.1	9:10.186
4	1	2:35.979	46.255	58.757	50.967	107.9	11:46.165
5	1	2:35.746	47.812	58.471	49.463	108.1	14:21.911
6	1	2:33.503	46.191	58.382	48.930	109.6	16:55.414
7	1	2:34.251	46.540	58.649	49.062	109.1	19:29.665
8	1	2:32.373	45.716	57.784	48.873	110.5	22:02.038
9	1	2:55.486 <b>B</b>	46.959	1:04.964	1:03.563	95.9	24:57.524
10	1	4:54.706	3:06.881	58.559	49.266	57.1	29:52.230
11	1	2:30.950	45.444	57.093	48.413	111.5	32:23.180
12	1	<span style="color: green;">2:29.436</span>	44.608	56.796	<span style="color: green;">48.032</span>	112.6	34:52.616
13	1	2:30.334	<span style="color: green;">44.366</span>	56.547	49.421	112.0	37:22.950
14	1	2:31.133	45.286	57.436	48.411	111.4	39:54.083
15	1	2:30.440	45.236	<span style="color: green;">56.390</span>	48.814	111.9	42:24.523

**216** **Jorge Guimarães** Volvo 121 H-1971  
1. Jorge Guimarães

1	1	3:17.336	1:12.947	1:02.306	1:02.083	82.7	3:17.336
2	1	2:43.511	46.524	1:01.737	55.250	102.9	6:00.847
3	1	2:36.768	45.709	59.575	51.484	107.4	8:37.615
4	1	2:33.157	45.215	58.666	49.276	109.9	11:10.772
5	1	2:34.633	45.371	59.522	49.740	108.8	13:45.405
6	1	2:32.472	44.973	57.539	49.960	110.4	16:17.877
7	1	2:32.417	44.952	58.123	49.342	110.4	18:50.294
8	1	2:34.880	45.149	59.528	50.203	108.7	21:25.174
9	1	2:31.774	45.121	58.080	48.573	110.9	23:56.948
10	1	2:39.442 <b>B</b>	<span style="color: green;">43.771</span>	57.811	57.860	105.6	26:36.390
11	1	4:26.674	2:38.750	58.339	49.585	63.1	31:03.064
12	1	2:32.464	44.796	57.782	49.886	110.4	33:35.528
13	1	<span style="color: green;">2:29.854</span>	44.487	<span style="color: green;">57.026</span>	<span style="color: green;">48.341</span>	112.3	36:05.382
14	1	2:31.670	44.076	58.376	49.218	111.0	38:37.052
15	1	<span style="color: green;">2:30.944</span>	44.479	57.413	49.052	111.5	41:07.996

**220** **RP Motorsport** Alfa Romeo Ti Super GTP & SC  
1. Paulo Rompante

1	1	3:50.324	1:54.464	1:03.997	51.863	70.8	3:50.324
2	1	2:38.957	49.530	1:00.096	49.331	105.9	6:29.281
3	1	2:32.247	44.367	58.264	49.616	110.5	9:01.528
4	1	2:29.905	43.783	58.268	47.854	112.3	11:31.433
5	1	2:29.617	44.096	57.290	48.231	112.5	14:01.050
6	1	2:29.155	43.823	57.087	48.245	112.8	16:30.205
7	1	2:28.350	43.409	57.147	47.794	113.4	18:58.555
8	1	2:27.319	43.336	56.799	47.184	114.2	21:25.874
9	1	2:25.951	42.642	56.411	<span style="color: green;">46.898</span>	115.3	23:51.825
10	1	2:26.209	42.966	56.138	47.105	115.1	26:18.034
11	1	2:25.504	42.759	55.647	47.098	115.7	28:43.538

**313** **RP Motorsport** Ford Mustang H-1971  
1. Paulo Lima  
2. Bruno Lima  
3. José Paradela

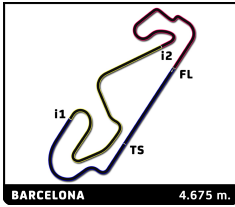
1	1	3:38.562	1:46.414	1:00.327	51.821	74.6	3:38.562
2	1	2:27.614	45.054	55.310	47.250	114.0	6:06.176
3	1	2:25.617	43.192	55.921	46.504	115.6	8:31.793
4	1	2:21.988	41.163	54.365	46.460	118.5	10:53.781
5	1	2:23.532	41.515	55.932	46.085	117.3	13:17.313
6	1	<span style="color: green;">2:19.166</span>	40.520	<span style="color: green;">52.738</span>	<span style="color: green;">45.908</span>	120.9	15:36.479
7	1	2:20.390	<span style="color: green;">40.110</span>	53.038	47.242	119.9	17:56.869
8	1	2:20.404	40.791	52.908	46.705	119.9	20:17.273
9	1	2:21.038	41.009	54.020	46.009	119.3	22:38.311
10	1	2:33.450 <b>B</b>	40.322	54.319	58.809	109.7	25:11.761
11	1	5:24.639	3:18.970	1:11.980	53.689	51.8	30:36.400
12	1	2:34.682	45.925	58.245	50.512	108.8	33:11.082
13	1	2:27.533	42.590	56.251	48.692	114.1	35:38.615
14	1	2:25.937	42.611	55.697	47.629	115.3	38:04.552
15	1	2:23.334	41.192	54.923	47.219	117.4	40:27.886

**327** **Garagem João Gomes** Porsche 911 SWB GDS  
1. Nuno Nunes

1	1	3:38.660	1:37.845	1:04.859	55.956	74.6	3:38.660
2	1	2:45.489	52.877	1:03.596	49.016	101.7	6:24.149
3	1	2:34.908	44.488	56.996	53.424	108.6	8:59.057
4	1	2:28.601	44.499	55.977	48.125	113.3	11:27.658
5	1	2:28.822	44.528	56.389	47.905	113.1	13:56.480
6	1	2:28.835	43.831	<span style="color: green;">55.884</span>	49.120	113.1	16:25.315
7	1	2:28.834	43.957	56.206	48.671	113.1	18:54.149
8	1	2:39.100	47.665	1:01.275	50.160	105.8	21:33.249
9	1	2:28.137	43.313	56.276	48.548	113.6	24:01.386
10	1	2:34.369	43.493	1:00.449	50.427	109.0	26:35.755
11	1	2:32.482	44.861	58.552	49.069	110.4	29:08.237
12	1	2:28.584	43.549	56.230	48.805	113.3	31:36.821
13	1	2:29.652	43.797	56.045	49.810	112.5	34:06.473
14	1	2:46.941	50.460	1:04.452	52.029	100.8	36:53.414
15	1	2:28.142	<span style="color: green;">43.132</span>	56.416	48.594	113.6	39:21.556
16	1	<span style="color: green;">2:27.475</span>	43.454	56.265	<span style="color: green;">47.756</span>	114.1	41:49.031

**337** **Garagem João Gomes** Porsche 2.5 ST H-1971  
1. Piero dal Maso  
2. José Carvalhosa

1	1	3:46.292	1:44.346	1:08.638	53.308	72.1	3:46.292
2	1	2:35.994	47.034	59.634	49.326	107.9	6:22.286
3	1	2:28.545	44.921	55.640	47.984	113.3	8:50.831
4	1	2:27.081	42.617	56.213	48.251	114.4	11:17.912
5	1	2:24.621	42.140	55.116	47.365	116.4	13:42.533
6	1	2:24.100	42.286	54.795	47.019	116.8	16:06.633
7	1	2:24.541	41.897	54.008	48.636	116.4	18:31.174
8	1	2:23.245	41.779	54.442	47.024	117.5	20:54.419
9	1	2:24.389	42.352	54.932	47.105	116.6	23:18.808



**IBERIAN HISTORIC ENDURANCE**  
**CIRCUIT DE BARCELONA-CATALUNYA**  
Qualifying

Sector Analysis

— Invalidated Lap    ■ Personal Best    ■ Session Best    **B** Crossing the pit lane

Lap	D	Time	Sector 1	Sector 2	Sector 3	Kph	Elapsed	Lap	D	Time	Sector 1	Sector 2	Sector 3	Kph	Elapsed
10	1	2:22.934	41.858	54.530	46.546	117.7	25:41.742								
11	1	2:23.485	41.757	54.909	46.819	117.3	28:05.227								
12	1	<b>2:21.479</b>	41.370	<b>53.697</b>	46.412	119.0	30:26.706								
13	1	2:21.785	<b>41.243</b>	54.050	46.492	118.7	32:48.491								
14	1	2:22.051	41.767	54.143	<b>46.141</b>	118.5	35:10.542								
15	1	2:22.237	41.569	54.184	46.484	118.3	37:32.779								
16	1	2:34.734 <b>B</b>	42.168	54.268	58.298	108.8	40:07.513								