

IBERIAN HISTORIC ENDURANCE

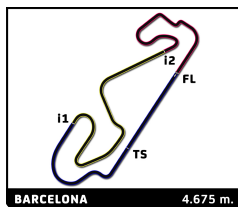
CIRCUIT DE BARCELONA-CATALUNYA

Race 1

Sector Analysis

— Invalidated Lap ■ Personal Best ■ Session Best ■ Crossing the pit lane

Lap	D	Time	Sector 1	Sector 2	Sector 3	Kph	Elapsed	Lap	D	Time	Sector 1	Sector 2	Sector 3	Kph	Elapsed			
1	Eficar Team Porsche 356 SC							1. Guillermo Velasco 2. Francisco Feitas H-1965	12	1	2:33.743	43.970	59.188	50.585	109.5	33:19.368		
	13	1	2:34.626	44.105	1:00.359	50.162	108.8		35:53.994									
	14	1	2:34.433	44.616	59.965	49.852	109.0		38:28.427									
	15	1	2:33.685	44.206	59.394	50.085	109.5		41:02.112									
	16	1	2:33.927	44.315	1:00.052	49.560	109.3		43:36.039									
	17	1	2:32.210	44.322	58.063	49.825	110.6		46:08.249									
	18	1	2:32.127	44.826	58.188	49.113	110.6		48:40.376									
	19	1	2:35.008	46.229	58.984	49.795	108.6		51:15.384									
	20	1	2:35.107	44.578	59.562	50.967	108.5		53:50.491									
	7	Stephane Rey Crossle 7S							1. Stephane Rey 2. Mathias Rey GTP & SC	11	1	2:20.251	44.610	52.233	43.408	116.3	2:20.251	
		12	1	2:12.734	38.592	51.031	43.111			126.8	4:32.985							
		13	1	2:12.624	38.496	50.864	43.264			126.9	6:45.609							
		14	1	2:12.183	38.547	50.532	43.104			127.3	8:57.792							
		15	1	2:13.392	38.510	51.677	43.205			126.2	11:11.184							
		16	1	2:14.681	38.433	51.499	44.749			125.0	13:25.865							
		17	1	2:13.611	39.079	50.879	43.653			126.0	15:39.476							
		18	1	2:39.636	39.351	59.989	1:00.296			105.4	18:19.112							
		19	1	4:14.133	2:08.588	1:13.061	52.484			66.2	22:33.245							
		20	1	2:41.208	55.048	1:01.504	44.656			104.4	25:14.453							
		21	1	2:16.257	38.894	51.800	45.563			123.5	27:30.710							
22		1	2:17.503	39.666	52.221	45.616	122.4	29:48.213										
23		1	2:16.071	39.294	51.236	45.541	123.7	32:04.284										
24		1	2:15.732	39.399	51.871	44.462	124.0	34:20.016										
25		1	2:17.789	39.427	54.147	44.215	122.1	36:37.805										
26		1	2:15.093	39.236	51.849	44.008	124.6	38:52.898										
27		1	2:14.667	39.481	51.623	43.563	125.0	41:07.565										
28		1	2:16.966	39.438	53.330	44.198	122.9	43:24.531										
29		1	2:14.412	39.345	51.731	43.336	125.2	45:38.943										
30		1	2:14.605	38.717	51.250	44.638	125.0	47:53.548										
31	1	2:14.008	38.925	51.264	43.819	125.6	50:07.556											
32	1	2:13.441	39.023	50.963	43.455	126.1	52:20.997											
8	Nou Onze Team Porsche 911 SWB							1. Carlos Beltran 2. Pablo Tarrero GDS	14	1	2:32.425	48.107	56.517	47.801	107.0	2:32.425		
	2	1	2:29.975	42.811	58.371	48.793	112.2		5:02.400									
	3	1	2:29.269	42.954	58.329	47.986	112.7		7:31.669									
	4	1	2:28.664	43.520	57.225	47.919	113.2		10:00.333									
	5	1	2:28.498	43.316	56.929	48.253	113.3		12:28.831									
	6	1	2:28.035	43.174	57.301	47.560	113.7		14:56.866									
	7	1	2:34.416	43.892	58.337	52.187	109.0		17:31.282									
	8	1	3:18.916	46.414	1:26.470	1:06.032	84.6		20:50.198									
	9	1	4:00.558	2:09.696	59.339	51.523	70.0		24:50.756									
	10	1	2:22.739	42.913	54.176	45.650	117.9		27:13.495									
	11	1	2:21.287	40.661	55.356	45.270	119.1		29:34.782									
	12	1	2:19.867	41.029	53.309	45.529	120.3		31:54.649									
	13	1	2:21.086	40.914	54.672	45.500	119.3		34:15.735									
	14	1	2:19.847	40.650	53.748	45.449	120.3		36:35.582									
	15	1	2:21.710	40.873	54.136	46.701	118.8		38:57.292									
	16	1	2:20.253	41.072	54.360	44.821	120.0		41:17.545									
	17	1	2:19.217	40.144	53.926	45.147	120.9		43:36.762									
	18	1	2:18.716	40.972	53.298	44.446	121.3		45:55.478									



IBERIAN HISTORIC ENDURANCE

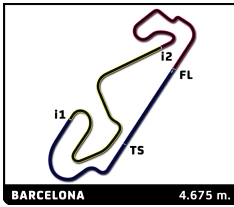
CIRCUIT DE BARCELONA-CATALUNYA

Race 1

Sector Analysis

— Invalidated Lap ■ Personal Best ■ Session Best ■ Crossing the pit lane

Lap	D	Time	Sector 1	Sector 2	Sector 3	Kph	Elapsed	Lap	D	Time	Sector 1	Sector 2	Sector 3	Kph	Elapsed
19	1	2:18.124	39.967	53.708	44.449	121.8	48:13.602	<div style="border: 1px solid black; padding: 2px;">27</div> Oporto Racing 1. Carlos Barbot Lotus Elan 26R H-1965	1	2:24.024	44.533	54.678	44.813	113.3	2:24.024
20	1	2:18.809	39.946	53.160	45.703	121.2	50:32.411		2	2:14.750	38.040	51.757	44.953	124.9	4:38.774
21	1	2:22.976	41.951	56.149	44.876	117.7	52:55.387		3	2:15.980	38.325	52.639	45.016	123.8	6:54.754
<div style="border: 1px solid black; padding: 2px; font-size: 2em; font-weight: bold;">19</div> Casmat Engineer 1. Jordi Puig 2. Alberto Pecanins Ford GT 40 GTP & SC	1	2:12.294	40.305	49.300	42.689	123.3	2:12.294	4	2:15.908	38.379	52.649	44.880	123.8	9:10.662	
	2	2:07.983	36.686	48.660	42.637	131.5	4:20.277	5	2:15.815	39.211	52.282	44.322	123.9	11:26.477	
	3	2:06.669	35.827	48.431	42.411	132.9	6:26.946	6	2:18.180	38.976	53.006	46.198	121.8	13:44.657	
	4	2:08.075	35.926	49.185	42.964	131.4	8:35.021	7	2:16.440	38.502	52.686	45.252	123.4	16:01.097	
	5	2:08.391	36.323	48.949	43.119	131.1	10:43.412	8	2:21.452	38.538	56.057	46.857	119.0	18:22.549	
	6	2:07.812	36.274	49.068	42.470	131.7	12:51.224	9	2:45.349 B	41.004	56.502	1:07.843	101.8	21:07.898	
	7	2:08.810	36.788	49.475	42.547	130.7	15:00.034	10	3:45.157	2:04.329	53.116	47.712	74.7	24:53.055	
	8	2:13.018	37.670	49.100	46.248	126.5	17:13.052	11	2:17.544	39.343	52.309	45.892	122.4	27:10.599	
	9	3:33.288	59.381	1:30.755	1:03.152	78.9	20:46.340	12	2:14.898	38.356	51.973	44.569	124.8	29:25.497	
	10	2:59.594	1:06.547	1:08.270	44.777	93.7	23:45.934	13	2:15.189	38.496	52.025	44.668	124.5	31:40.686	
	11	2:14.077 B	36.639	50.048	47.390	125.5	26:00.011	14	2:15.202	38.415	52.108	44.679	124.5	33:55.888	
	12	3:49.076	2:12.167	51.087	45.822	73.5	29:49.087	15	2:15.831	38.887	52.140	44.804	123.9	36:11.719	
	13	2:21.407	42.614	51.536	47.257	119.0	32:10.494	16	2:16.548	38.646	52.479	45.423	123.3	38:28.267	
	14	2:29.853	50.696	54.259	44.898	112.3	34:40.347	17	2:16.062	38.928	52.735	44.399	123.7	40:44.329	
	15	2:17.342	38.532	52.958	45.852	122.5	36:57.689	18	2:17.570	38.600	53.360	45.610	122.3	43:01.899	
	16	2:18.246	39.019	52.514	46.713	121.7	39:15.935	19	2:17.956	39.016	53.055	45.885	122.0	45:19.855	
	17	2:19.072	39.962	53.314	45.796	121.0	41:35.007	20	2:17.457	39.382	52.506	45.569	122.4	47:37.312	
	18	2:16.674	39.876	51.858	44.940	123.1	43:51.681	21	2:17.370	39.322	52.708	45.340	122.5	49:54.682	
	19	2:17.233	39.521	52.200	45.512	122.6	46:08.914	22	2:18.598	39.416	52.617	46.565	121.4	52:13.280	
	20	2:17.813	40.001	52.391	45.421	122.1	48:26.727	<div style="border: 1px solid black; padding: 2px; font-size: 2em; font-weight: bold;">34</div> Casmotorsport 1. Carlos M. Santos 2. Carlos A. Santos Ford Escort RS 2000 H-1976	1	2:54.890	1:03.743	1:00.606	50.541	93.3	2:54.890
	21	2:17.911	38.625	53.423	45.863	122.0	50:44.638		2	2:37.791	47.565	1:00.325	49.901	106.7	5:32.681
	22	2:17.388	38.946	52.575	45.867	122.5	53:02.026		3	2:38.451	47.455	1:00.608	50.388	106.2	8:11.132
<div style="border: 1px solid black; padding: 2px; font-size: 2em; font-weight: bold;">23</div> Vincent Tourneur 1. Vincent Tourneur Porsche 911 SWB GDS	1	2:43.371	55.125	58.486	49.760	99.9	2:43.371		4	2:37.868	47.477	1:00.105	50.286	106.6	10:49.000
	2	2:30.949	43.436	58.265	49.248	111.5	5:14.320		5	2:38.331	47.380	59.608	51.343	106.3	13:27.331
	3	2:30.885	43.441	58.145	49.299	111.5	7:45.205		6	2:38.118	47.235	1:00.669	50.214	106.4	16:05.449
	4	2:30.910	43.434	58.314	49.162	111.5	10:16.115		7	3:02.419	47.392	1:13.308	1:01.719	92.3	19:07.868
	5	2:31.699	43.505	58.366	49.828	110.9	12:47.814		8	3:23.425	1:07.798	1:16.152	59.475	82.7	22:31.293
	6	2:31.837	44.241	58.250	49.346	110.8	15:19.651	9	2:56.266 B	56.455	1:01.979	57.832	95.5	25:27.559	
	7	2:35.285	43.871	1:00.582	50.832	108.4	17:54.936	10	6:45.334	4:58.746	57.763	48.825	41.5	32:12.893	
	8	3:00.815	45.517	1:13.868	1:01.430	93.1	20:55.751	11	2:32.207	45.031	58.409	48.767	110.6	34:45.100	
	9	3:10.480 B	58.765	1:10.676	1:01.039	88.4	24:06.231	12	2:27.346	44.123	56.164	47.059	114.2	37:12.446	
	10	4:04.200	2:15.638	58.660	49.902	68.9	28:10.431	13	2:29.538			48.003	112.5	39:41.984	
	11	2:33.412	44.392	59.340	49.680	109.7	30:43.843	14	2:29.352	44.808	56.735	47.809	112.7	42:11.336	
	12	2:32.143	43.817	58.666	49.660	110.6	33:15.986	15	2:28.414	44.706	56.427	47.281	113.4	44:39.750	
	13	2:33.376	44.331	58.752	50.293	109.7	35:49.362	16	2:28.919	44.340	57.088	47.491	113.0	47:08.669	
	14	2:34.446	44.508	59.551	50.387	109.0	38:23.808	17	2:30.261	45.431	56.735	48.095	112.0	49:38.930	
	15	2:33.344	44.331	58.967	50.046	109.8	40:57.152	18	2:28.749	44.414	56.562	47.773	113.1	52:07.679	
	16	2:36.226	44.337	59.502	52.387	107.7	43:33.378	<div style="border: 1px solid black; padding: 2px; font-size: 2em; font-weight: bold;">49</div> RP Motorsport 1. Joaquim Soares Lotus Elan H-1971	1	2:27.780	46.120	55.563	46.097	110.4	2:27.780
	17	2:31.891	44.499	58.307	49.085	110.8	46:05.269		2	2:18.895	40.169	53.667	45.059	121.2	4:46.675
	18	2:32.410	44.088	58.962	49.360	110.4	48:37.679		3	2:18.739	40.201	53.613	44.925	121.3	7:05.414
	19	2:32.809	43.811	58.930	50.068	110.1	51:10.488		4	2:18.568	40.238	53.217	45.113	121.5	9:23.982
	20	2:34.457	44.613	59.275	50.569	109.0	53:44.945								



IBERIAN HISTORIC ENDURANCE

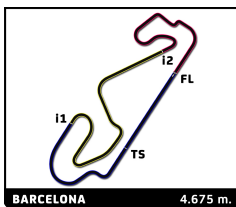
CIRCUIT DE BARCELONA-CATALUNYA

Race 1

Sector Analysis

— Invalidated Lap ■ Personal Best ■ Session Best ■ Crossing the pit lane

Lap	D	Time	Sector 1	Sector 2	Sector 3	Kph	Elapsed	Lap	D	Time	Sector 1	Sector 2	Sector 3	Kph	Elapsed			
17	1	3:26.403	B	1:22.636	59.110	1:04.657	81.5	44:20.833	13	1	2:16.908	38.999	52.295	45.614	122.9	32:03.924		
83 Aurora Motorsport 1. Bruno Duarte 2. Filipe S. Jesus	Porsche 911 3.0 RS H-1976							14	1	2:18.446	39.177	51.824	47.445	121.6	34:22.370			
	1	1	2:24.800	44.218	55.382	45.200	112.7	2:24.800	15	1	2:18.050	39.649	53.656	44.745	121.9	36:40.420		
	2	1	2:17.687	39.460	53.083	45.144	122.2	4:42.487	16	1	2:17.315	39.160	52.643	45.512	122.6	38:57.735		
	3	1	2:19.567	39.746	54.268	45.553	120.6	7:02.054	17	1	2:17.100	39.816	52.382	44.902	122.8	41:14.835		
	4	1	2:16.741	39.606	52.371	44.764	123.1	9:18.795	18	1	2:17.089	38.924	52.369	45.796	122.8	43:31.924		
	5	1	2:17.548	40.017	53.006	44.525	122.4	11:36.343	19	1	2:17.961	39.900	53.192	44.869	122.0	45:49.885		
	6	1	2:17.912	39.498	52.952	45.462	122.0	13:54.255	20	1	2:18.924	39.171	53.679	46.074	121.1	48:08.809		
	7	1	31:53.008	39.397	...	47.215	8.8	45:47.263	21	1	2:20.059	39.905	54.268	45.886	120.2	50:28.868		
	8	1	2:23.689	40.748	56.544	46.397	117.1	48:10.952	22	1	2:20.476	40.172	54.171	46.133	119.8	52:49.344		
	9	1	2:22.080	40.349	55.043	46.688	118.5	50:33.032	103 RP Motorsport 1. Luis S. Ribeiro	BMW 2800 CS H-1971								
	10	1	2:24.220	41.169	56.670	46.381	116.7	52:57.252		1	1	2:26.051	45.301	53.771	46.979	111.7	2:26.051	
90 Toni Garcia 1. Toni Garcia	Porsche 924 H-INV							2		1	2:18.865	40.098	53.541	45.226	121.2	4:44.916		
	1	1	2:35.491	51.770	55.865	47.856	104.9	2:35.491		3	1	2:18.044	39.944	53.182	44.918	121.9	7:02.960	
	2	1	2:26.198	41.901	56.157	48.140	115.1	5:01.689		4	1	2:17.384	39.204	53.012	45.168	122.5	9:20.344	
	3	1	2:25.817	42.467	55.578	47.772	115.4	7:27.506		5	1	2:17.130	39.697	52.538	44.895	122.7	11:37.474	
	4	1	2:26.163	42.882	55.792	47.489	115.1	9:53.669		6	1	2:18.038	39.486	53.104	45.448	121.9	13:55.512	
	5	1	2:24.982	42.196	55.436	47.350	116.1	12:18.651		7	1	2:18.906	39.249	53.744	45.913	121.2	16:14.418	
	6	1	2:25.266	42.587	55.092	47.587	115.9	14:43.917		8	1	2:53.588	39.999	1:12.168	1:01.421	97.0	19:08.006	
	7	1	2:28.178	42.174	56.158	49.846	113.6	17:12.095		9	1	3:26.532	B	1:08.159	1:16.086	1:02.287	81.5	22:34.538
	8	1	2:52.570	58.181	1:03.365	51.024	97.5	20:04.665		10	1	3:50.858	2:13.447	51.990	45.421	72.9	26:25.396	
	9	1	2:47.363	B	46.973	1:00.680	59.710	100.6	22:52.028	11	1	2:17.606	39.970	53.215	44.421	122.3	28:43.002	
	10	1	3:54.050	2:11.505	55.457	47.088	71.9	26:46.078	12	1	2:16.210	39.063	52.582	44.565	123.6	30:59.212		
11	1	2:25.441	42.842	55.841	46.758	115.7	29:11.519	13	1	2:17.964	39.789	52.372	45.803	122.0	33:17.176			
12	1	2:24.972	42.834	55.369	46.769	116.1	31:36.491	14	1	2:16.641	39.340	52.278	45.023	123.2	35:33.817			
13	1	2:27.467	43.118	56.603	47.746	114.1	34:03.958	15	1	2:16.223	39.618	52.280	44.325	123.5	37:50.040			
14	1	2:26.274	43.042	55.675	47.557	115.1	36:30.232	16	1	2:16.349	39.012	52.590	44.747	123.4	40:06.389			
15	1	2:27.828	42.974	56.329	48.525	113.8	38:58.060	17	1	2:17.915	39.590	52.834	45.491	122.0	42:24.304			
16	1	2:25.774	42.523	56.024	47.227	115.5	41:23.834	18	1	2:16.072	38.393	52.471	45.208	123.7	44:40.376			
17	1	2:26.149	42.806	55.912	47.431	115.2	43:49.983	19	1	2:17.772	39.077	52.535	46.160	122.2	46:58.148			
18	1	2:26.233	42.721	56.230	47.282	115.1	46:16.216	20	1	2:17.934	39.783	52.972	45.179	122.0	49:16.082			
19	1	2:25.815	42.440	55.881	47.494	115.4	48:42.031	21	1	2:17.350	39.290	52.816	45.244	122.5	51:33.432			
20	1	2:28.771	43.843	55.868	49.060	113.1	51:10.802	121 Paul Rayment 1. Paul Rayment 2. James Wheeler	MG B Roadster GDS									
21	1	2:27.605	43.872	56.103	47.630	114.0	53:38.407		1	1	2:38.882	52.238	57.866	48.778	102.7	2:38.882		
99 Aurora Motorsport -Amaracing 1. Mário Meireles	Porsche 911 3.0 RS H-1976								2	1	2:28.538	43.491	57.244	47.803	113.3	5:07.420		
	1	1	2:26.310	44.283	56.293	45.734	111.5		2:26.310	3	1	2:27.446	42.562	56.848	48.036	114.1	7:34.866	
	2	1	2:16.410	38.432	53.311	44.667	123.4		4:42.720	4	1	2:27.620	43.183	56.808	47.629	114.0	10:02.486	
	3	1	2:14.989	38.436	52.116	44.437	124.7		6:57.709	5	1	2:26.868	42.345	56.875	47.648	114.6	12:29.354	
	4	1	2:15.321	38.551	52.500	44.270	124.4		9:13.030	6	1	2:28.372	42.998	57.401	47.973	113.4	14:57.726	
	5	1	2:14.885	38.889	51.614	44.382	124.8		11:27.915	7	1	2:35.433	43.965	57.862	53.606	108.3	17:33.159	
	6	1	2:15.823	38.667	52.057	45.099	123.9		13:43.738	8	1	3:24.403	B	48.829	1:23.954	1:11.620	82.3	20:57.562
	7	1	2:16.407	38.765	52.555	45.087	123.4		16:00.145	9	1	4:04.501	2:21.671	56.661	46.169	68.8	25:02.063	
	8	1	2:20.332	38.908	55.005	46.419	119.9		18:20.477	10	1	2:26.790	42.004	57.481	47.305	114.7	27:28.853	
	9	1	2:45.645	B	39.941	56.447	1:09.257	101.6	21:06.122	11	1	2:24.870	42.452	55.813	46.605	116.2	29:53.723	
	10	1	4:07.985	2:22.673	1:00.290	45.022	67.9	25:14.107	12	1	2:24.273	41.826	56.170	46.277	116.7	32:17.996		
11	1	2:16.392	38.565	52.126	45.701	123.4	27:30.499	13	1	2:26.224	42.029	57.232	46.963	115.1	34:44.220			
12	1	2:16.517	39.313	52.150	45.054	123.3	29:47.016	14	1	2:25.294	41.965	56.643	46.686	115.8	37:09.514			
								15	1	2:23.875	41.770	55.646	46.459	117.0	39:33.389			
								16	1	2:23.839	41.779	55.663	46.397	117.0	41:57.228			
								17	1	2:28.829	43.179	57.578	48.072	113.1	44:26.057			
								18	1	2:27.956	43.367	56.765	47.824	113.8	46:54.013			



IBERIAN HISTORIC ENDURANCE

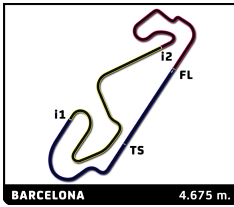
CIRCUIT DE BARCELONA-CATALUNYA

Race 1

Sector Analysis

— Invalidated Lap ■ Personal Best ■ Session Best **B** Crossing the pit lane

Lap	D	Time	Sector 1	Sector 2	Sector 3	Kph	Elapsed	Lap	D	Time	Sector 1	Sector 2	Sector 3	Kph	Elapsed							
19	1	2:27.355	42.158	57.192	48.005	114.2	49:21.368	15	1	2:13.297	37.911	50.406	44.980	126.3	36:47.224							
20	1	2:23.157	41.618	55.266	46.273	117.6	51:44.525	16	1	2:10.876	37.740	50.206	42.930	128.6	38:58.100							
123 Aurora Motorsport- Serviroad S. Porsche 911 3.0 RS H-1976 1. Bruno Santos 2. Marco Amaral								17								1	2:11.935	37.931	50.750	43.254	127.6	41:10.035
1	1	2:16.781	41.916	51.711	43.154	119.3	2:16.781	18	1	2:16.329	37.578	52.570	46.181	123.5	43:26.364							
2	1	2:12.599	37.906	51.220	43.473	126.9	4:29.380	19	1	2:11.420	37.524	50.663	43.233	128.1	45:37.784							
3	1	2:13.273	38.123	52.042	43.108	126.3	6:42.653	20	1	2:21.279	38.034	50.652	52.593	119.1	47:59.063							
4	1	2:14.022	38.033	51.680	44.309	125.6	8:56.675	21	1	2:12.144	38.245	50.903	42.996	127.4	50:11.207							
5	1	2:13.376	38.226	51.346	43.804	126.2	11:10.051	22	1	2:12.409	37.679	51.643	43.087	127.1	52:23.616							
6	1	2:13.073	37.879	50.974	44.220	126.5	13:23.124	178 Nou Onze Team Porsche 911 SWB H-1971 1. Luis Portal														
7	1	2:14.454	38.241	51.394	44.819	125.2	15:37.578	1	1	2:47.844	57.579	59.801	50.464	97.2	2:47.844							
8	1	2:36.260 B	40.031	58.682	57.547	107.7	18:13.838	2	1	2:35.571	45.984	1:00.476	49.111	108.2	5:23.415							
153 Eficar Team Porsche 911 SWB H-1971 1. Manuel de la Torre								3	1	2:35.848	46.084	59.909	49.855	108.0	7:59.263							
1	1	2:39.551	52.487	58.404	48.660	102.2	2:39.551	4	1	2:34.392	45.883	59.170	49.339	109.0	10:33.655							
2	1	2:29.776	43.033	58.209	48.534	112.4	5:09.327	5	1	2:40.503	48.952	59.619	51.932	104.9	13:14.158							
3	1	2:30.425	43.350	58.394	48.681	111.9	7:39.752	6	1	2:39.544	48.264	1:01.604	49.676	105.5	15:53.702							
4	1	2:29.169	43.005	57.795	48.369	112.8	10:08.921	7	1	2:46.665	49.444	1:04.659	52.562	101.0	18:40.367							
5	1	2:28.617	42.702	58.134	47.781	113.2	12:37.538	8	1	2:42.854	48.658	1:02.880	51.316	103.3	21:23.221							
6	1	2:27.973	42.625	57.649	47.699	113.7	15:05.511	9	1	2:51.134 B	48.993	1:02.589	59.552	98.3	24:14.355							
7	1	2:30.612	43.225	58.035	49.352	111.7	17:36.123	10	1	4:18.627	2:30.279	59.239	49.109	65.1	28:32.982							
8	1	3:22.621 B	47.285	1:24.210	1:11.126	83.1	20:58.744	11	1	2:35.842	45.534	1:00.923	49.385	108.0	31:08.824							
9	1	4:14.274	2:22.469	59.005	52.800	66.2	25:13.018	12	1	2:38.173	46.303	1:02.284	49.586	106.4	33:46.997							
10	1	2:30.818	43.511	58.700	48.607	111.6	27:43.836	13	1	2:38.380	48.278	1:00.477	49.625	106.3	36:25.377							
11	1	2:29.775	43.063	57.953	48.759	112.4	30:13.611	14	1	2:39.280	45.554	1:02.498	51.228	105.7	39:04.657							
12	1	2:30.617	43.029	58.951	48.637	111.7	32:44.228	15	1	2:36.980	45.764	1:02.119	49.097	107.2	41:41.637							
13	1	2:30.691	44.004	58.253	48.434	111.7	35:14.919	16	1	2:33.097	45.388	58.640	49.069	109.9	44:14.734							
14	1	2:30.317	43.683	58.324	48.310	112.0	37:45.236	17	1	2:33.090	44.621	58.584	49.885	109.9	46:47.824							
15	1	2:27.588	42.364	56.487	48.737	114.0	40:12.824	18	1	2:36.900	45.952	1:01.724	49.224	107.3	49:24.724							
16	1	2:28.661	42.666	57.444	48.551	113.2	42:41.485	19	1	2:35.677	46.528	59.519	49.630	108.1	52:00.401							
17	1	2:29.005	42.843	57.981	48.181	112.9	45:10.490	188 Nou Onze Team Porsche 2.5 ST H-1971 1. Jordi Prenafeta														
18	1	2:30.146	43.183	58.376	48.587	112.1	47:40.636	1	1	2:34.982	51.141	55.602	48.239	105.3	2:34.982							
19	1	2:29.342	42.635	58.424	48.283	112.7	50:09.978	2	1	2:26.310	41.842	56.387	48.081	115.0	5:01.292							
20	1	2:28.832	42.192	57.688	48.952	113.1	52:38.810	3	1	2:25.717	42.487	55.571	47.659	115.5	7:27.009							
176 Eduardo Davila Porsche 911 3.0 RS H-1976 1. Eduardo Davila								4	1	2:25.916	42.397	56.054	47.465	115.3	9:52.925							
1	1	2:18.655	42.456	51.895	44.304	117.6	2:18.655	5	1	2:25.038	41.912	55.690	47.436	116.0	12:17.963							
2	1	2:12.660	38.127	51.104	43.429	126.9	4:31.315	6	1	2:25.306	42.688	55.363	47.255	115.8	14:43.269							
3	1	2:12.395	38.032	51.038	43.325	127.1	6:43.710	7	1	2:27.399	42.609	55.673	49.117	114.2	17:10.668							
4	1	2:12.666	37.983	51.195	43.488	126.9	8:56.376	8	1	3:00.722 B	58.880	1:02.273	59.569	93.1	20:11.390							
5	1	2:11.653	37.947	50.362	43.344	127.8	11:08.029	9	1	4:38.580	2:34.599	1:12.489	51.492	60.4	24:49.970							
6	1	2:11.563	37.943	50.458	43.162	127.9	13:19.592	10	1	2:31.088	46.746	55.421	48.921	111.4	27:21.058							
7	1	2:12.832	38.646	50.836	43.350	126.7	15:32.424	11	1	2:28.270	43.994	55.991	48.285	113.5	29:49.328							
8	1	2:23.783	37.770	55.339	50.674	117.1	17:56.207	12	1	2:27.652	44.268	55.491	47.893	114.0	32:16.980							
9	1	3:00.175	45.507	1:13.776	1:00.892	93.4	20:56.382	13	1	2:26.694	42.490	55.683	48.521	114.7	34:43.674							
10	1	3:11.550 B	58.841	1:10.761	1:01.948	87.9	24:07.932	14	1	2:25.717	42.173	55.541	48.003	115.5	37:09.391							
11	1	3:46.956	2:13.055	50.800	43.101	74.2	27:54.888	15	1	2:31.658	42.880	1:00.583	48.195	111.0	39:41.049							
12	1	2:12.127	37.926	51.122	43.079	127.4	30:07.015	16	1	2:54.416 B	43.628	57.945	1:12.843	96.5	42:35.465							
13	1	2:12.016	37.761	50.796	43.459	127.5	32:19.031	196 Garagem João Gomes Porsche 356 B H-1965 1. Pedro Moriyon 2. José Carvalhosa														
14	1	2:14.896	39.710	51.578	43.608	124.8	34:33.927	1	1	2:43.638	55.841	58.642	49.155	99.7	2:43.638							



IBERIAN HISTORIC ENDURANCE

CIRCUIT DE BARCELONA-CATALUNYA

Race 1

Sector Analysis

— Invalidated Lap ■ Personal Best ■ Session Best **B** Crossing the pit lane

Lap	D	Time	Sector 1	Sector 2	Sector 3	Kph	Elapsed	Lap	D	Time	Sector 1	Sector 2	Sector 3	Kph	Elapsed
337		Garagem João Gomes					Porsche 2.5 ST								
		1. Piero dal Maso					H-1971								
		2. José Carvalhosa													
1	1	2:29.833	47.752	55.704	46.377	108.9	2:29.833								
2	1	2:20.198	40.826	53.566	45.806	120.0	4:50.031								
3	1	2:18.421	40.351	53.030	45.040	121.6	7:08.452								
4	1	2:19.298	40.555	53.756	44.987	120.8	9:27.750								
5	1	2:18.595	40.263	53.513	44.819	121.4	11:46.345								
6	1	2:18.223	40.168	52.814	45.241	121.8	14:04.568								
7	1	2:17.175	39.733	52.617	44.825	122.7	16:21.743								
8	1	2:49.437	41.809	1:05.985	1:01.643	99.3	19:11.180								
9	1	3:27.470 B	1:07.149	1:16.164	1:04.157	81.1	22:38.650								
10	1	4:03.230	2:20.351	55.548	47.331	69.2	26:41.880								
11	1	2:24.406	42.244	56.037	46.125	116.5	29:06.286								
12	1	2:23.796	41.815	56.093	45.888	117.0	31:30.082								
13	1	2:24.111	41.358	55.125	47.628	116.8	33:54.193								
14	1	2:23.988	41.861	54.703	47.424	116.9	36:18.181								
15	1	2:23.965	41.519	56.028	46.418	116.9	38:42.146								
16	1	2:23.474	41.450	55.643	46.381	117.3	41:05.620								
17	1	2:24.394	41.454	55.876	47.064	116.6	43:30.014								
18	1	2:23.140	41.780	55.326	46.034	117.6	45:53.154								
19	1	2:23.009	41.589	55.539	45.881	117.7	48:16.163								
20	1	2:21.802	41.003	54.504	46.295	118.7	50:37.965								
21	1	2:21.503	41.130	54.210	46.163	118.9	52:59.468								