

# IBERIAN HISTORIC ENDURANCE

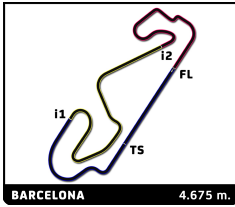
## CIRCUIT DE BARCELONA-CATALUNYA

### Race 2

### Sector Analysis

— Invalidated Lap    ■ Personal Best    ■ Session Best    ■ Crossing the pit lane

Lap	D	Time	Sector 1	Sector 2	Sector 3	Kph	Elapsed	Lap	D	Time	Sector 1	Sector 2	Sector 3	Kph	Elapsed						
<b>1 Eficar Team</b> Porsche 356 SC 1. Guillermo Velasco H-1965 2. Francisco Feitas								9	1	2:39.189	B	44.030	58.034	57.125	105.7	25:07.883					
1	1	3:51.924	1:34.267	1:14.983	1:02.674	70.3	3:51.924	10	1	3:57.870	2:09.553	57.980	50.337	70.8	29:05.753						
2	1	3:19.267	1:03.045	1:14.360	1:01.862	84.5	7:11.191	11	1	2:31.803	43.571	58.587	49.645	110.9	31:37.556						
3	1	3:03.679	56.870	1:07.758	59.051	91.6	10:14.870	12	1	2:31.747	43.255	58.375	50.117	110.9	34:09.303						
4	1	2:57.479	52.008	1:07.953	57.518	94.8	13:12.349	13	1	2:28.088	42.641	56.787	48.660	113.6	36:37.391						
5	1	3:00.510	51.432	1:10.461	58.617	93.2	16:12.859	14	1	2:25.269	42.064	55.424	47.781	115.9	39:02.660						
6	1	2:55.378	51.002	1:07.517	56.859	96.0	19:08.237	15	1	2:21.795	42.105	54.006	45.684	118.7	41:24.455						
7	1	3:01.264	50.325	1:08.186	1:02.753	92.8	22:09.501	16	1	2:22.739	41.930	54.493	46.316	117.9	43:47.194						
8	1	3:02.024	B	52.041	1:06.546	1:03.437	92.5	25:11.525	17	1	2:21.562	41.826	53.512	46.224	118.9	46:08.756					
9	1	4:03.252	2:07.240	1:02.700	53.312	69.2	29:14.777	18	1	2:19.385	42.215	52.942	44.228	120.7	48:28.141						
10	1	2:43.110	47.925	1:01.886	53.299	103.2	31:57.887	19	1	2:17.898	40.191	51.639	46.068	122.0	50:46.039						
11	1	2:40.374	46.676	1:01.967	51.731	104.9	34:38.261														
12	1	2:37.838	45.941	1:00.582	51.315	106.6	37:16.099														
13	1	2:38.346	45.916	1:01.687	50.743	106.3	39:54.445														
14	1	2:35.081	45.398	59.285	50.398	108.5	42:29.526														
15	1	2:34.541	45.444	59.294	49.803	108.9	45:04.067														
16	1	2:32.424	45.082	58.565	48.777	110.4	47:36.491														
17	1	2:32.114	45.149	58.366	48.599	110.6	50:08.605														
18	1	2:30.090	44.615	57.128	48.347	112.1	52:38.695														
<b>8 Nou Onze Team</b> Porsche 911 SWB GDS 1. Carlos Beltran 2. Pablo Tarrero								<b>14 Centro Clásico</b> Lotus Seven GTP & SC 1. João Mira Gomes 2. Nuno Afoito													
1	1	3:49.193	1:30.902	1:16.391	1:01.900	71.2	3:49.193	1	1	3:40.696	1:22.506	1:16.608	1:01.582	73.9	3:40.696						
2	1	3:19.035	1:03.092	1:15.156	1:00.787	84.6	7:08.228	2	1	3:17.165	1:03.885	1:14.977	58.303	85.4	6:57.861						
3	1	3:02.086	53.421	1:10.526	58.139	92.4	10:10.314	3	1	2:46.243	48.180	1:03.108	54.955	101.2	9:44.104						
4	1	2:53.474	51.058	1:06.888	55.528	97.0	13:03.788	4	1	2:40.680	46.320	1:02.160	52.200	104.7	12:24.784						
5	1	2:51.291	50.550	1:04.957	55.784	98.3	15:55.079	5	1	2:39.769	45.660	1:02.058	52.051	105.3	15:04.553						
6	1	2:50.270	48.508	1:05.064	56.698	98.8	18:45.349	6	1	2:39.212	46.420	1:01.354	51.438	105.7	17:43.765						
7	1	2:49.905	49.038	1:05.032	55.835	99.1	21:35.254	7	1	2:37.734	45.626	1:00.863	51.245	106.7	20:21.499						
8	1	2:59.293	B	49.614	1:04.352	1:05.327	93.9	24:34.547	8	1	2:38.139	45.321	1:02.174	50.644	106.4	22:59.638					
9	1	4:21.455	2:23.191	1:03.781	54.483	64.4	28:56.002	9	1	2:36.693	45.582	1:00.275	50.836	107.4	25:36.331						
10	1	2:46.078	48.606	1:04.082	53.390	101.3	31:42.080	10	1	2:39.428	B	45.414	1:00.643	53.371	105.6	28:15.759					
11	1	2:43.834	48.344	1:02.398	53.092	102.7	34:25.914	11	1	4:15.972	B	2:15.559	1:02.491	57.922	65.7	32:31.731					
12	1	2:42.678	47.379	1:02.701	52.598	103.5	37:08.592	12	1	3:53.100	2:02.482	1:00.520	50.098	72.2	36:24.831						
13	1	2:40.480	47.336	1:01.483	51.661	104.9	39:49.072	13	1	2:30.357	43.235	59.230	47.892	111.9	38:55.188						
14	1	2:37.518	45.945	1:00.413	51.160	106.8	42:26.590	14	1	2:27.744	42.498	56.824	48.422	113.9	41:22.932						
15	1	2:36.816	46.039	59.737	51.040	107.3	45:03.406	15	1	2:30.394	44.340	56.915	49.139	111.9	43:53.326						
16	1	2:36.006	45.577	59.722	50.707	107.9	47:39.412	16	1	2:27.925	43.708	57.009	47.208	113.8	46:21.251						
17	1	2:38.428	45.835	1:01.362	51.231	106.2	50:17.840	17	1	2:24.972	41.762	56.887	46.323	116.1	48:46.223						
18	1	2:37.071	46.626	59.512	50.933	107.1	52:54.911	18	1	2:23.528	41.810	55.272	46.446	117.3	51:09.751						
<b>11 Florent Cazalat</b> Lotus Seven GTP & SC 1. Florent Cazalat								<b>19 Casmat Engineer</b> Ford GT 40 GTP & SC 1. Jordi Puig 2. Alberto Pecanins													
1	1	3:35.358	1:15.790	1:17.993	1:01.575	75.7	3:35.358	1	1	3:34.542	1:14.419	1:18.618	1:01.505	76.0	3:34.542						
2	1	3:16.221	1:03.732	1:16.514	55.975	85.8	6:51.579	2	1	3:16.311	1:03.870	1:16.293	56.148	85.7	6:50.853						
3	1	2:40.935	45.918	1:00.992	54.025	104.6	9:32.514	3	1	2:43.367	45.572	1:03.095	54.700	103.0	9:34.220						
4	1	2:38.112	45.326	1:00.681	52.105	106.4	12:10.626	4	1	2:40.680	45.990	1:01.585	53.105	104.7	12:14.900						
5	1	2:37.012	45.350	1:00.327	51.335	107.2	14:47.638	5	1	2:56.945	45.323	1:18.678	52.944	95.1	15:11.845						
6	1	2:34.357	44.358	58.981	51.018	109.0	17:21.995	6	1	2:36.009	43.974	59.736	52.299	107.9	17:47.854						
7	1	2:33.388	44.231	58.690	50.467	109.7	19:55.383	7	1	2:34.183	43.394	59.577	51.212	109.2	20:22.037						
8	1	2:33.311	43.960	59.043	50.308	109.8	22:28.694	8	1	2:34.287	43.953	59.075	51.259	109.1	22:56.324						
								9	1	2:31.271	42.739	58.451	50.081	111.3	25:27.595						
								10	1	2:35.133	B	42.634	56.725	55.774	108.5	28:02.728					
								11	1	4:00.666	2:15.632	55.815	49.219	69.9	32:03.394						
								12	1	2:28.896	42.141	57.843	48.912	113.0	34:32.290						
								13	1	2:27.280	42.288	56.659	48.333	114.3	36:59.570						
								14	1	2:23.165	40.765	55.460	46.940	117.6	39:22.735						
								15	1	2:19.871	39.185	53.815	46.871	120.3	41:42.606						
								16	1	2:20.260	40.040	53.798	46.422	120.0	44:02.866						
								17	1	2:18.390	39.155	52.969	46.266	121.6	46:21.256						
								18	1	2:15.733	38.164	52.380	45.189	124.0	48:36.989						
								19	1	2:12.569	37.292	50.934	44.343	127.0	50:49.558						



# IBERIAN HISTORIC ENDURANCE

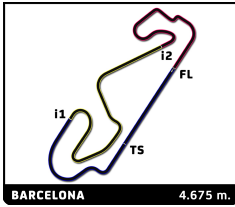
## CIRCUIT DE BARCELONA-CATALUNYA

### Race 2

### Sector Analysis

— Invalidated Lap    ■ Personal Best    ■ Session Best    B Crossing the pit lane

Lap	D	Time	Sector 1	Sector 2	Sector 3	Kph	Elapsed	Lap	D	Time	Sector 1	Sector 2	Sector 3	Kph	Elapsed	
<b>23</b>	<b>Vincent Tourneur</b> 1. Vincent Tourneur							Porsche 911 SWB GDS								
	1	1	3:48.705	1:30.515	1:16.638	1:01.552	71.3	3:48.705	1	1	3:36.085	1:16.831	1:17.924	1:01.330	75.5	3:36.085
	2	1	3:18.863	1:02.801	1:15.612	1:00.450	84.6	7:07.568	2	1	3:18.182	1:03.971	1:16.520	57.691	84.9	6:54.267
	3	1	2:59.301	51.795	1:07.309	1:00.197	93.9	10:06.869	3	1	2:50.669	48.085	1:05.175	57.409	98.6	9:44.936
	4	1	2:52.126	49.809	1:06.105	56.212	97.8	12:58.995	4	1	2:51.853	50.180	1:06.561	55.112	97.9	12:36.789
	5	1	2:53.504	49.096	1:07.844	56.564	97.0	15:52.499	5	1	2:49.407	49.534	1:05.196	54.677	99.3	15:26.196
	6	1	2:54.736	48.960	1:06.981	58.795	96.3	18:47.235	6	1	2:48.434	49.367	1:05.167	53.900	99.9	18:14.630
	7	1	2:49.176	48.904	1:04.612	55.660	99.5	21:36.411	7	1	2:46.847	48.509	1:04.665	53.673	100.9	21:01.477
	8	1	3:00.223 B	49.346	1:04.626	1:06.251	93.4	24:36.634	8	1	3:00.829 B	49.289	1:05.480	1:06.060	93.1	24:02.306
	9	1	4:21.376	2:23.004	1:03.832	54.540	64.4	28:58.010	9	1	4:12.220	2:17.183	1:02.476	52.561	66.7	28:14.526
	10	1	2:45.569	48.179	1:03.836	53.554	101.6	31:43.579	10	1	2:39.570	46.461	1:01.389	51.720	105.5	30:54.096
	11	1	2:44.594	48.375	1:02.303	53.916	102.3	34:28.173	11	1	2:41.536	46.771	1:03.366	51.399	104.2	33:35.632
	12	1	2:43.008	47.747	1:01.946	53.315	103.2	37:11.181	12	1	2:37.578	46.078	1:01.035	50.465	106.8	36:13.210
	13	1	2:39.185	46.095	1:00.710	52.380	105.7	39:50.366	13	1	2:35.240	45.090	1:00.135	50.015	108.4	38:48.450
	14	1	2:37.846	45.122	1:00.927	51.797	106.6	42:28.212	14	1	2:34.597	44.807	59.649	50.141	108.9	41:23.047
	15	1	2:38.331	45.669	1:00.995	51.667	106.3	45:06.543	15	1	2:33.630	44.768	58.743	50.119	109.5	43:56.677
	16	1	2:37.468	45.233	1:00.120	52.115	106.9	47:44.011	16	1	2:30.985	43.539	57.934	49.512	111.5	46:27.662
	17	1	2:39.011	46.124	1:00.953	51.934	105.8	50:23.022	17	1	2:30.271	43.000	58.589	48.682	112.0	48:57.933
	18	1	2:34.820	44.439	59.289	51.092	108.7	52:57.842	18	1	2:31.471	44.592	58.114	48.765	111.1	51:29.404
<b>27</b>	<b>Oporto Racing</b> 1. Carlos Barbot							Lotus Elan 26R H-1965								
	1	1	3:32.679	1:11.198	1:19.535	1:01.946	76.7	3:32.679	1	1	3:39.660	1:21.458	1:16.580	1:01.622	74.3	3:39.660
	2	1	3:17.306	1:03.508	1:16.589	57.209	85.3	6:49.985	2	1	3:17.755	1:04.191	1:15.083	58.481	85.1	6:57.415
	3	1	2:46.328	47.534	1:03.813	54.981	101.2	9:36.313	3	1	2:53.736	50.690	1:07.851	55.195	96.9	9:51.151
	4	1	2:44.143	46.514	1:03.619	54.010	102.5	12:20.456	4	1	2:51.086	50.125	1:05.353	55.608	98.4	12:42.237
	5	1	2:43.247	45.791	1:03.412	54.044	103.1	15:03.703	5	1	2:49.267	49.070	1:05.252	54.945	99.4	15:31.504
	6	1	2:43.284	46.054	1:03.167	54.063	103.1	17:46.987	6	1	2:47.642	48.470	1:04.683	54.489	100.4	18:19.146
	7	1	2:42.288	46.406	1:01.882	54.000	103.7	20:29.275	7	1	2:47.411	47.859	1:03.546	56.006	100.5	21:06.557
	8	1	2:40.661	45.296	1:01.878	53.487	104.8	23:09.936	8	1	2:44.364	47.753	1:03.119	53.492	102.4	23:50.921
	9	1	2:52.977 B	46.235	1:02.127	1:04.615	97.3	26:02.913	9	1	2:48.248 B	47.981	1:02.727	57.540	100.0	26:39.169
	10	1	4:14.171	2:21.193	59.899	53.079	66.2	30:17.084	10	1	4:11.105	2:05.803	1:07.235	58.067	67.0	30:50.274
	11	1	2:37.694	44.752	1:00.472	52.470	106.7	32:54.778	11	1	2:49.591	49.838	1:06.562	53.191	99.2	33:39.865
	12	1	2:35.367	44.135	1:00.323	50.909	108.3	35:30.145	12	1	2:45.573	47.554	1:04.345	53.674	101.6	36:25.438
	13	1	2:33.278	43.139	58.493	51.646	109.8	38:03.423	13	1	2:41.622	46.353	1:03.351	51.918	104.1	39:07.060
	14	1	2:33.233	44.186	59.412	49.635	109.8	40:36.656	14	1	2:39.266	46.299	1:01.487	51.480	105.7	41:46.326
	15	1	2:28.012	41.665	57.303	49.044	113.7	43:04.668	15	1	2:36.813	45.182	1:00.820	50.811	107.3	44:23.139
	16	1	2:26.466	41.729	56.328	48.409	114.9	45:31.134	16	1	2:33.708	44.737	1:00.003	48.968	109.5	46:56.847
	17	1	2:26.930	41.085	55.768	50.077	114.5	47:58.064	17	1	2:31.393	44.071	58.829	48.493	111.2	49:28.240
	18	1	2:24.746	40.535	55.895	48.316	116.3	50:22.810	18	1	2:30.216	43.769	58.539	47.908	112.0	51:58.456
19	1	2:25.011	40.920	55.607	48.484	116.1	52:47.821									
<b>34</b>	<b>Casmotorsport</b> 1. Carlos M. Santos 2. Carlos A. Santos							Ford Escort RS 2000 H-1976								
	1	1	3:52.738	1:35.319	1:14.760	1:02.659	70.1	3:52.738								
	2	1	3:18.949	1:03.136	1:14.214	1:01.599	84.6	7:11.687								
	3	1	3:10.806 B	55.420	1:07.033	1:08.353	88.2	10:22.493								
<b>49</b>	<b>RP Motorsport</b> 1. Joaquim Soares							Lotus Elan H-1971								
	1	1	3:31.215	1:09.452	1:18.978	1:02.785	77.2	3:31.215								
	2	1	3:16.393	1:02.657	1:15.706	58.030	85.7	6:47.608								
	3	1	2:44.997	46.345	1:03.295	55.357	102.0	9:32.605								
	4	1	2:40.849	46.283	1:01.408	53.158	104.6	12:13.454								
	5	1	2:36.679	44.983	59.473	52.223	107.4	14:50.133								
	6	1	2:36.440	44.356	59.712	52.372	107.6	17:26.573								
	7	1	2:33.683	43.235	59.046	51.402	109.5	20:00.256								
	8	1	2:33.532	43.277	59.090	51.165	109.6	22:33.788								
	9	1	2:39.473 B	43.059	58.920	57.494	105.5	25:13.261								
10	1	4:02.785	2:14.515	58.208	50.062	69.3	29:16.046									
11	1	2:31.791	43.403	58.366	50.022	110.9	31:47.837									
12	1	2:29.091	42.640	56.893	49.558	112.9	34:16.928									
13	1	2:27.926	42.450	56.289	49.187	113.8	36:44.854									



# IBERIAN HISTORIC ENDURANCE CIRCUIT DE BARCELONA-CATALUNYA

## Race 2

### Sector Analysis

— Invalidated Lap   ■ Personal Best   ■ Session Best   ■ Crossing the pit lane

Lap	D	Time	Sector 1	Sector 2	Sector 3	Kph	Elapsed	Lap	D	Time	Sector 1	Sector 2	Sector 3	Kph	Elapsed
14	1	2:25.328	41.581	55.410	48.337	115.8	39:10.182	3	1	2:48.390	48.918	1:04.714	54.758	99.9	9:39.033
15	1	2:23.746	41.645	54.531	47.570	117.1	41:33.928	4	1	2:43.540	46.349	1:03.448	53.743	102.9	12:22.573
16	1	2:20.798	40.502	53.771	46.525	119.5	43:54.726	5	1	2:43.855	45.679	1:03.663	54.513	102.7	15:06.428
17	1	2:19.191	41.157	52.586	45.448	120.9	46:13.917	6	1	2:44.134	46.268	1:03.898	53.968	102.5	17:50.562
18	1	2:16.768	39.344	52.355	45.069	123.1	48:30.685	7	1	2:44.883	46.703	1:03.861	54.319	102.1	20:35.445
19	1	<b>2:14.837</b>	<b>38.678</b>	<b>51.156</b>	<b>45.003</b>	124.8	50:45.522	8	1	2:43.705	46.533	1:03.668	53.504	102.8	23:19.150

**83** **Aurora Motorsport** Porsche 911 3.0 RS  
1. Bruno Duarte H-1976  
2. Filipe S. Jesus

1	1	3:55.589	1:39.016	1:14.570	1:02.003	69.2	3:55.589
2	1	3:17.690	1:03.606	1:15.175	58.909	85.1	7:13.279
3	1	2:50.135	50.496	1:05.063	54.576	98.9	10:03.414
4	1	2:49.189	48.309	1:06.074	54.806	99.5	12:52.603
5	1	2:44.291	47.157	1:03.388	53.746	102.4	15:36.894
6	1	2:46.011	48.030	1:04.360	53.621	101.4	18:22.905
7	1	2:43.726	45.978	1:03.389	54.359	102.8	21:06.631
8	1	2:40.138	45.577	1:02.070	52.491	105.1	23:46.769
9	1	2:46.564 <b>B</b>	45.235	1:01.363	59.966	101.0	26:33.333
10	1	4:15.833	2:16.310	1:03.539	55.984	65.8	30:49.166
11	1	2:40.942	47.809	1:01.719	51.414	104.6	33:30.108
12	1	2:39.742	46.093	1:01.856	51.793	105.4	36:09.850
13	1	2:37.907	45.836	1:00.927	51.144	106.6	38:47.757
14	1	2:33.468	44.441	58.749	50.278	109.7	41:21.225
15	1	2:31.772	44.391	58.181	49.200	110.9	43:52.997
16	1	2:31.427	43.655	57.868	49.904	111.1	46:24.424
17	1	<b>2:28.963</b>	<b>43.226</b>	<b>57.520</b>	<b>48.217</b>	113.0	48:53.387
18	1	2:31.393	43.594	58.269	49.530	111.2	51:24.780

**90** **Toni Garcia** Porsche 924  
1. Toni Garcia H-INV

1	1	3:43.098	1:25.585	1:16.800	1:00.713	73.1	3:43.098
2	1	3:18.614	1:03.955	1:15.265	59.394	84.7	7:01.712
3	1	2:57.379	50.895	1:08.915	57.569	94.9	9:59.091
4	1	2:53.545	50.655	1:06.051	56.839	97.0	12:52.636
5	1	2:51.081	49.459	1:05.647	55.975	98.4	15:43.717
6	1	2:50.188	49.114	1:05.980	55.094	98.9	18:33.905
7	1	2:50.434	49.772	1:05.925	54.737	98.7	21:24.339
8	1	2:46.351	48.125	1:03.835	54.391	101.2	24:10.690
9	1	2:42.798	47.234	1:02.132	53.432	103.4	26:53.488
10	1	2:50.266 <b>B</b>	46.920	1:03.036	1:00.310	98.8	29:43.754
11	1	4:19.710	2:15.108	1:11.945	52.657	64.8	34:03.464
12	1	2:40.236	46.779	1:02.785	50.672	105.0	36:43.700
13	1	2:37.794	45.816	1:01.194	50.784	106.7	39:21.494
14	1	2:33.942	45.467	58.881	49.594	109.3	41:55.436
15	1	2:33.953	44.609	59.327	50.017	109.3	44:29.389
16	1	2:34.068	45.031	59.638	49.399	109.2	47:03.457
17	1	2:31.902	<b>44.409</b>	58.696	48.797	110.8	49:35.359
18	1	<b>2:31.869</b>	44.507	<b>58.629</b>	<b>48.733</b>	110.8	52:07.228

**99** **Aurora Motorsport -Amaracing** Porsche 911 3.0 RS  
1. Mário Meireles H-1976

1	1	3:33.346	1:12.174	1:19.341	1:01.831	76.5	3:33.346
2	1	3:17.297	1:03.723	1:16.418	57.156	85.3	6:50.643

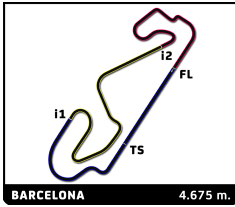
9	1	2:55.716 <b>B</b>	46.121	1:04.665	1:04.930	95.8	26:14.866
10	1	4:24.865	2:29.024	1:02.366	53.475	63.5	30:39.731
11	1	2:43.214	45.776	1:04.797	52.641	103.1	33:22.945
12	1	2:41.141	45.871	1:01.963	53.307	104.4	36:04.086
13	1	2:37.041	45.528	1:00.601	50.912	107.2	38:41.127
14	1	2:33.776	43.491	58.711	51.574	109.4	41:14.903
15	1	2:30.989	43.334	57.852	49.803	111.5	43:45.892
16	1	2:27.917	42.622	56.997	<b>48.298</b>	113.8	46:13.809
17	1	<b>2:26.210</b>	<b>41.240</b>	<b>55.345</b>	49.625	115.1	48:40.019
18	1	2:29.397	42.342	58.222	48.833	112.7	51:09.416

**103** **RP Motorsport** BMW 2800 CS  
1. Luis S. Ribeiro H-1971

1	1	3:38.070	1:20.597	1:16.442	1:01.031	74.8	3:38.070
2	1	3:18.906	1:03.818	1:15.525	59.563	84.6	6:56.976
3	1	2:58.071	51.272	1:09.361	57.438	94.5	9:55.047
4	1	2:51.869	49.717	1:05.787	56.365	97.9	12:46.916
5	1	2:48.838	48.297	1:05.053	55.488	99.7	15:35.754
6	1	2:51.095	49.154	1:06.796	55.145	98.4	18:26.849
7	1	2:44.923	47.283	1:03.034	54.606	102.0	21:11.772
8	1	2:42.183	46.499	1:02.488	53.196	103.8	23:53.955
9	1	2:47.209 <b>B</b>	46.280	1:02.324	58.605	100.7	26:41.164
10	1	4:08.679	2:15.459	58.804	54.416	67.7	30:49.843
11	1	2:37.704	46.897	59.697	51.110	106.7	33:27.547
12	1	2:34.505	44.374	59.358	50.773	108.9	36:02.052
13	1	2:32.525	43.465	58.811	50.249	110.3	38:34.577
14	1	2:30.323	43.342	57.813	49.168	112.0	41:04.900
15	1	2:33.019	44.042	59.464	49.513	110.0	43:37.919
16	1	2:31.316	44.256	57.905	49.155	111.2	46:09.235
17	1	2:30.034	43.253	57.473	49.308	112.2	48:39.269
18	1	<b>2:28.658</b>	<b>42.547</b>	<b>57.055</b>	<b>49.056</b>	113.2	51:07.927

**121** **Paul Rayment** MG B Roadster  
1. Paul Rayment GDS  
2. James Wheeler

1	1	3:44.057	1:26.986	1:16.535	1:00.536	72.8	3:44.057
2	1	3:17.897	1:04.209	1:15.022	58.666	85.0	7:01.954
3	1	2:49.838	49.227	1:05.462	55.149	99.1	9:51.792
4	1	2:45.465	48.117	1:03.265	54.083	101.7	12:37.257
5	1	2:42.934	47.345	1:03.211	52.378	103.3	15:20.191
6	1	2:41.414	46.557	1:02.682	52.175	104.3	18:01.605
7	1	2:40.930	46.329	1:02.175	52.426	104.6	20:42.535
8	1	2:38.540	45.958	1:01.245	51.337	106.2	23:21.075
9	1	2:52.450 <b>B</b>	45.677	1:01.709	1:05.064	97.6	26:13.525
10	1	4:22.812	2:23.803	1:04.309	54.700	64.0	30:36.337
11	1	2:49.510	49.309	1:06.045	54.156	99.3	33:25.847
12	1	2:39.867	47.570	1:01.127	51.170	105.3	36:05.714
13	1	2:37.228	45.376	1:00.990	50.862	107.0	38:42.942
14	1	2:33.671	44.472	59.192	50.007	109.5	41:16.613
15	1	2:39.177	45.481	59.656	54.040	105.7	43:55.790



# IBERIAN HISTORIC ENDURANCE

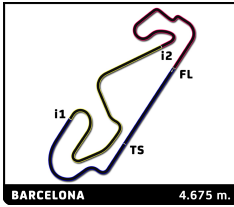
## CIRCUIT DE BARCELONA-CATALUNYA

### Race 2

### Sector Analysis

— Invalidated Lap    ■ Personal Best    ■ Session Best    ■ Crossing the pit lane

Lap	D	Time	Sector 1	Sector 2	Sector 3	Kph	Elapsed	Lap	D	Time	Sector 1	Sector 2	Sector 3	Kph	Elapsed	
<b>123</b>	<b>Aurora Motorsport- Serviroad S.</b> Porsche 911 3.0 RS 1. Bruno Santos H-1976 2. Marco Amaral							3	1	3:01.832	53.472	1:09.658	58.702	92.6	10:12.645	
	4	1	2:57.559	52.445	1:08.428	56.686	94.8	13:10.204								
	5	1	2:53.992	51.003	1:07.559	55.430	96.7	16:04.196								
	6	1	2:51.418	49.939	1:05.666	55.813	98.2	18:55.614								
	7	1	2:51.478	50.613	1:05.398	55.467	98.1	21:47.092								
	8	1	2:51.440	50.332	1:07.025	54.083	98.2	24:38.532								
	9	1	2:53.944	<b>B</b> 50.560	1:04.929	58.455	96.8	27:32.476								
	10	1	4:23.918	2:25.420	1:06.150	52.348	63.8	31:56.394								
	11	1	2:44.289	48.657	1:03.429	52.203	102.4	34:40.683								
	12	1	2:43.259	48.473	1:03.268	51.518	103.1	37:23.942								
	13	1	2:42.640	47.879	1:02.866	51.895	103.5	40:06.582								
	14	1	2:40.527	47.650	1:02.009	50.868	104.8	42:47.109								
	15	1	2:41.738	49.962	1:01.248	50.528	104.1	45:28.847								
	16	1	2:39.167	47.715	1:01.203	<b>50.249</b>	105.7	48:08.014								
	17	1	<b>2:37.600</b>	<b>46.105</b>	<b>1:00.242</b>	51.253	106.8	50:45.614								
	<b>153</b>	<b>Eficar Team</b> Porsche 911 SWB 1. Manuel de la Torre H-1971							1	1	3:53.384	1:36.663	1:14.887	1:01.834	69.9	3:53.384
		2	1	3:18.747	1:03.653	1:14.269	1:00.825	84.7	7:12.131							
		3	1	2:49.363	49.823	1:04.638	54.902	99.4	10:01.494							
		4	1	2:50.500	49.551	1:04.905	56.044	98.7	12:51.994							
5		1	2:51.027	49.540	1:05.535	55.952	98.4	15:43.021								
6		1	2:50.112	48.873	1:05.474	55.765	98.9	18:33.133								
7		1	2:49.777	49.875	1:04.651	55.251	99.1	21:22.910								
8		1	2:54.689	<b>B</b> 48.514	1:03.569	1:02.606	96.3	24:17.599								
9		1	4:26.989	2:28.953	1:04.017	54.019	63.0	28:44.588								
10		1	2:44.666	47.384	1:03.467	53.815	102.2	31:29.254								
11		1	2:41.864	46.889	1:01.378	53.597	104.0	34:11.118								
12		1	2:39.707	46.166	1:01.165	52.376	105.4	36:50.825								
13		1	2:37.651	45.815	1:00.436	51.400	106.8	39:28.476								
14		1	2:36.698	45.946	59.797	50.955	107.4	42:05.174								
15		1	<b>2:35.632</b>	45.597	<b>58.964</b>	51.071	108.1	44:40.806								
16		1	2:35.875	<b>44.910</b>	59.861	51.104	108.0	47:16.681								
17		1	2:39.346	46.165	1:02.400	<b>50.781</b>	105.6	49:56.027								
18		1	2:59.397	<b>B</b> 46.392	59.523	1:13.482	93.8	52:55.424								
<b>176</b>		<b>Eduardo Davila</b> Porsche 911 3.0 RS 1. Eduardo Davila H-1976							1	1	3:54.300	1:37.869	1:14.655	1:01.776	69.6	3:54.300
	2	1	3:18.610	1:03.803	1:14.492	1:00.315	84.7	7:12.910								
	3	1	3:01.982	55.777	1:08.209	57.996	92.5	10:14.892								
	4	1	2:57.955	53.049	1:07.157	57.749	94.6	13:12.847								
	5	1	2:57.787	51.608	1:09.027	57.152	94.7	16:10.634								
	6	1	2:53.516	51.170	1:06.411	55.935	97.0	19:04.150								
	7	1	2:54.690	50.399	1:07.333	56.958	96.3	21:58.840								
	8	1	2:53.424	51.380	1:06.620	55.424	97.0	24:52.264								
	9	1	2:51.784	51.098	1:05.268	55.418	98.0	27:44.048								
	10	1	3:01.761	<b>B</b> 51.727	1:05.450	1:04.584	92.6	30:45.809								
	11	1	4:53.404	2:57.347	1:03.148	52.909	57.4	35:39.213								
	12	1	2:42.587	47.230	1:02.905	52.452	103.5	38:21.800								
	13	1	2:43.379	47.594	1:02.917	52.868	103.0	41:05.179								
	14	1	2:38.682	46.969	1:01.048	50.665	106.1	43:43.861								
	15	1	2:35.840	46.517	59.576	49.747	108.0	46:19.701								
	16	1	2:35.665	<b>45.756</b>	58.430	51.479	108.1	48:55.366								
	<b>178</b>	<b>Nou Onze Team</b> Porsche 911 SWB 1. Luis Portal H-1971							1	1	3:51.521	1:32.526	1:16.172	1:02.823	70.5	3:51.521
		2	1	3:19.292	1:02.343	1:14.752	1:02.197	84.4	7:10.813							



# IBERIAN HISTORIC ENDURANCE

## CIRCUIT DE BARCELONA-CATALUNYA

### Race 2

### Sector Analysis

— Invalidated Lap    ■ Personal Best    ■ Session Best    **B** Crossing the pit lane

Lap	D	Time	Sector 1	Sector 2	Sector 3	Kph	Elapsed	Lap	D	Time	Sector 1	Sector 2	Sector 3	Kph	Elapsed
17	1	<span style="color: green;">2:32.838</span>	45.780	<span style="color: green;">57.780</span>	<span style="color: green;">49.278</span>	110.1	51:28.204	9	1	2:40.234	45.055	1:02.735	52.444	105.0	40:16.911
<div style="border: 1px solid black; padding: 5px; display: inline-block;"> <b>216</b> <b>Jorge Guimarães</b> 1. Jorge Guimarães Volvo 121 H-1971         </div>								10	1	2:33.670	43.847	59.586	50.237	109.5	42:50.581
1	1	3:46.243	1:28.930	1:16.336	1:00.977	72.1	3:46.243	11	1	2:33.447	44.582	59.169	49.696	109.7	45:24.028
2	1	3:18.749	1:03.629	1:14.784	1:00.336	84.7	7:04.992	12	1	2:36.177	43.026	57.949	55.202	107.8	48:00.205
3	1	3:06.966	57.790	1:10.353	58.823	90.0	10:11.958	13	1	2:29.318	42.975	<span style="color: green;">57.101</span>	<span style="color: green;">49.242</span>	112.7	50:29.523
4	1	2:59.614	52.591	1:08.821	58.202	93.7	13:11.572	14	1	<span style="color: green;">2:28.061</span>	<span style="color: green;">41.650</span>	57.105	49.306	113.7	52:57.584
5	1	2:56.499	50.869	1:08.234	57.396	95.4	16:08.071	<div style="border: 1px solid black; padding: 5px; display: inline-block;"> <b>327</b> <b>Garagem João Gomes</b> 1. Nuno Nunes Porsche 911 SWB GDS         </div>							
6	1	2:54.664	49.943	1:07.357	57.364	96.4	19:02.735	1	1	3:44.564	1:27.865	1:16.346	1:00.353	72.6	3:44.564
7	1	2:54.382	49.752	1:07.926	56.704	96.5	21:57.117	2	1	3:18.398	1:04.298	1:15.185	58.915	84.8	7:02.962
8	1	2:52.258	49.907	1:06.089	56.262	97.7	24:49.375	3	1	2:56.519	51.304	1:07.844	57.371	95.3	9:59.481
9	1	2:59.464 <b>B</b>	51.006	1:05.744	1:02.714	93.8	27:48.839	4	1	2:57.303	51.644	1:08.627	57.032	94.9	12:56.784
10	1	4:14.879	2:16.798	1:03.175	54.906	66.0	32:03.718	5	1	2:49.728	49.693	1:04.950	55.085	99.2	15:46.512
11	1	2:47.394	48.916	1:04.554	53.924	100.5	34:51.112	6	1	2:50.919	49.192	1:04.462	57.265	98.5	18:37.431
12	1	2:42.578	48.054	1:02.133	52.391	103.5	37:33.690	7	1	2:56.842 <b>B</b>	49.863	1:05.998	1:00.981	95.2	21:34.273
13	1	2:43.089	46.950	1:03.068	53.071	103.2	40:16.779	8	1	4:20.936	2:19.731	1:06.732	54.473	64.5	25:55.209
14	1	2:38.764	46.141	1:00.937	51.686	106.0	42:55.543	9	1	2:48.630	49.518	1:04.689	54.423	99.8	28:43.839
15	1	2:38.974	46.425	1:00.923	<span style="color: green;">51.626</span>	105.9	45:34.517	10	1	2:46.161	49.782	1:03.014	53.365	101.3	31:30.000
16	1	<span style="color: green;">2:37.236</span>	45.390	1:00.194	51.652	107.0	48:11.753	11	1	2:42.470	47.857	1:02.055	52.558	103.6	34:12.470
17	1	2:38.004	<span style="color: green;">45.112</span>	<span style="color: green;">1:00.114</span>	52.778	106.5	50:49.757	12	1	2:40.536	47.398	1:00.904	52.234	104.8	36:53.006
<div style="border: 1px solid black; padding: 5px; display: inline-block;"> <b>220</b> <b>RP Motorsport</b> 1. Paulo Rompante Alfa Romeo Ti Super GTP &amp; SC         </div>								13	1	2:40.192	47.596	1:00.723	51.873	105.1	39:33.198
1	1	3:42.471	1:24.622	1:15.714	1:02.135	73.3	3:42.471	14	1	2:37.570	46.461	1:00.024	51.085	106.8	42:10.768
2	1	3:18.539	1:03.507	1:15.088	59.944	84.8	7:01.010	15	1	2:36.503	46.363	59.715	50.425	107.5	44:47.271
3	1	2:57.941	50.918	1:08.516	58.507	94.6	9:58.951	16	1	2:35.887	46.278	59.350	50.259	108.0	47:23.158
4	1	2:57.437	50.775	1:08.803	57.859	94.9	12:56.388	17	1	2:35.040	45.725	59.371	<span style="color: green;">49.944</span>	108.6	49:58.198
5	1	2:53.922	49.827	1:06.980	57.115	96.8	15:50.310	18	1	<span style="color: green;">2:34.736</span>	<span style="color: green;">45.218</span>	<span style="color: green;">58.934</span>	50.584	108.8	52:32.934
6	1	2:56.316	50.012	1:07.425	58.879	95.5	18:46.626	<div style="border: 1px solid black; padding: 5px; display: inline-block;"> <b>337</b> <b>Garagem João Gomes</b> 1. Piero dal Maso 2. José Carvalhosa Porsche 2.5 ST H-1971         </div>							
7	1	2:54.791	49.290	1:07.905	57.596	96.3	21:41.417	1	1	3:41.319	1:23.766	1:16.019	1:01.534	73.7	3:41.319
8	1	2:53.106	49.665	1:07.130	56.311	97.2	24:34.523	2	1	3:17.856	1:03.731	1:15.445	58.680	85.1	6:59.175
9	1	2:55.834 <b>B</b>	48.940	1:05.608	1:01.286	95.7	27:30.357	3	1	2:49.415	49.309	1:05.982	54.124	99.3	9:48.590
10	1	4:17.172	2:19.425	1:03.689	54.058	65.4	31:47.529	4	1	2:44.310	47.151	1:03.154	54.005	102.4	12:32.900
11	1	2:45.233	47.960	1:03.301	53.972	101.9	34:32.762	5	1	2:45.685	46.698	1:05.150	53.837	101.6	15:18.585
12	1	2:42.049	46.804	1:02.043	53.202	103.9	37:14.811	6	1	2:41.714	46.014	1:02.209	53.491	104.1	18:00.299
13	1	2:42.293	46.951	1:02.061	53.281	103.7	39:57.104	7	1	2:41.529	46.336	1:01.503	53.690	104.2	20:41.828
14	1	2:41.177	46.771	1:02.071	52.335	104.4	42:38.281	8	1	2:38.792	45.661	1:00.876	52.255	106.0	23:20.620
15	1	2:38.574	46.111	1:01.405	<span style="color: green;">51.058</span>	106.1	45:16.855	9	1	2:39.121	45.627	1:00.985	52.509	105.8	25:59.741
16	1	2:43.772	46.429	1:01.457	55.886	102.8	48:00.627	10	1	2:48.528 <b>B</b>	46.692	1:01.585	1:00.251	99.9	28:48.269
17	1	2:39.398	46.811	1:01.468	51.119	105.6	50:40.025	11	1	4:26.933	2:31.183	1:02.157	53.593	63.0	33:15.202
18	1	<span style="color: green;">2:38.373</span>	<span style="color: green;">44.853</span>	<span style="color: green;">1:00.854</span>	52.666	106.3	53:18.398	12	1	2:40.758	46.582	1:01.325	52.851	104.7	35:55.960
<div style="border: 1px solid black; padding: 5px; display: inline-block;"> <b>313</b> <b>RP Motorsport</b> 1. Paulo Lima 2. Bruno Lima 3. José Paradela Ford Mustang H-1971         </div>								13	1	2:40.414	45.724	1:01.415	53.275	104.9	38:36.374
1	1	18:24.230 <b>B</b>	...	1:08.492	58.108	14.8	18:24.230	14	1	2:39.812	46.035	1:00.218	53.559	105.3	41:16.186
2	1	2:52.182	50.411	1:05.677	56.094	97.7	21:16.412	15	1	2:36.390	45.153	58.870	52.367	107.6	43:52.576
3	1	2:49.524	48.422	1:04.754	56.348	99.3	24:05.936	16	1	2:36.568	45.987	58.640	51.941	107.5	46:29.144
4	1	2:46.903	48.094	1:04.386	54.423	100.8	26:52.839	17	1	<span style="color: green;">2:31.614</span>	<span style="color: green;">43.862</span>	<span style="color: green;">57.612</span>	<span style="color: green;">50.140</span>	111.0	49:00.758
5	1	2:44.725	47.015	1:04.332	53.378	102.2	29:37.564	18	1	2:32.401	44.001	57.851	50.549	110.4	51:33.159
6	1	2:41.975	46.369	1:02.983	52.623	103.9	32:19.539								
7	1	2:40.947	45.760	1:02.200	52.987	104.6	35:00.486								
8	1	2:36.191	44.734	1:00.025	51.432	107.8	37:36.677								