

RACING TEST 22 th AUGUST 2022

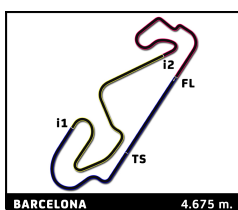
CIRCUIT DE BARCELONA - CATALUNYA

Day 1 AM

Sector Analysis

— Invalidated Lap ■ Personal Best ■ Session Best B Crossing the pit lane

Lap	Time	Sector 1	Sector 2	Sector 3	Kph	Elapsed	Lap	Time	Sector 1	Sector 2	Sector 3	Kph	Elapsed	
3	Gosia Rdest							18	2:01.758	34.612	47.490	39.656	138.2	2:12:02.142
	CHAZEL Technologie Course							19	2:02.861	34.576	48.311	39.974	137.0	2:14:05.003
	Alpine A110 Cup							20	2:01.788	34.571	47.519	39.698	138.2	2:16:06.791
1	15:11.143	...	55.190	43.331	17.9	15:11.143	21	2:02.374	34.582	47.778	40.014	137.5	2:18:09.165	
2	2:06.506	36.223	49.485	40.798	133.0	17:17.649	22	2:03.180	35.174	47.888	40.118	136.6	2:20:12.345	
3	2:03.620	35.572	48.336	39.712	136.1	19:21.269	23	2:15.573 B	35.094	47.895	52.584	124.1	2:22:27.918	
4	2:02.301	34.763	47.850	39.688	137.6	21:23.570	24	41:28.306	...	54.386	44.450	6.8	3:03:56.224	
5	2:01.928	34.782	47.709	39.437	138.0	23:25.498	25	2:07.573	39.106	48.661	39.806	131.9	3:06:03.797	
6	2:13.394 B	34.758	47.734	50.902	126.2	25:38.892	26	1:59.319	34.511	46.296	38.512	141.1	3:08:03.116	
7	23:56.255	...	48.707	39.727	11.7	49:35.147	27	1:59.308	34.036	46.445	38.827	141.1	3:10:02.424	
8	2:01.326	34.698	47.615	39.013	138.7	51:36.473	28	1:59.842	33.951	46.507	39.384	140.4	3:12:02.266	
9	2:00.430	34.446	47.130	38.854	139.7	53:36.903	29	1:58.762	33.948	46.327	38.487	141.7	3:14:01.028	
10	2:00.041	34.301	46.816	38.924	140.2	55:36.944	30	1:59.142	33.922	46.506	38.714	141.3	3:16:00.170	
11	2:08.488 B	34.371	47.126	46.991	131.0	57:45.432	31	1:58.678	33.905	46.128	38.645	141.8	3:17:58.848	
12	3:32.888	2:02.861	50.091	39.936	79.1	1:01:18.320	32	2:06.055 B	34.373	47.008	44.674	133.5	3:20:04.903	
13	2:01.195	34.539	47.326	39.330	138.9	1:03:19.515								
14	2:00.090	34.051	47.022	39.017	140.1	1:05:19.605								
15	2:21.864 B	34.158	46.593	1:01.113	118.6	1:07:41.469								
16	55:45.940	...	51.968	40.635	5.0	2:03:27.409								
17	2:02.164	34.882	47.665	39.617	137.8	2:05:29.573								
18	2:04.089	34.869	48.155	41.065	135.6	2:07:33.662								
19	2:03.344	35.042	48.672	39.630	136.4	2:09:37.006								
20	2:00.961	34.433	47.261	39.267	139.1	2:11:37.967								
21	2:12.326 B	34.443	47.182	50.701	127.2	2:13:50.293								
22	16:28.361	...	50.817	39.984	17.0	2:30:18.654								
23	2:02.544	35.007	47.886	39.651	137.3	2:32:21.198								
24	2:04.932	36.976	47.869	40.087	134.7	2:34:26.130								
25	2:01.462	34.476	47.455	39.531	138.6	2:36:27.592								
26	2:14.358 B	34.860	48.946	50.552	125.3	2:38:41.950								
27	28:34.065	...	55.218	41.102	9.8	3:07:16.015								
28	2:05.795	36.779	50.057	38.959	133.8	3:09:21.810								
29	1:59.810	34.464	46.587	38.759	140.5	3:11:21.620								
30	1:59.249	34.058	46.473	38.718	141.1	3:13:20.869								
31	1:58.989	33.945	46.272	38.772	141.4	3:15:19.858								
32	1:58.499	33.735	46.244	38.520	142.0	3:17:18.357								
33	1:58.400	33.764	46.083	38.553	142.1	3:19:16.757								
34	2:18.189 B	36.797	52.199	49.193	121.8	3:21:34.946								
9	Philippe Bourgois							16	45:34.732	2:32.479	6.0	45:34.732
	CHAZEL Technologie Course							2	1:55.031	146.3	47:29.763
	Alpine A110 Cup							3	3:53.201 B	31.944	72.2	51:22.964
1	14:01.776	...	52.217	41.758	19.4	14:01.776	4	26:29.658	...	50.250	41.977	10.6	1:17:52.622	
2	2:04.141	35.919	48.186	40.036	135.6	16:05.917	5	2:02.213	34.503	47.490	40.220	137.7	1:19:54.835	
3	2:03.141	35.754	47.683	39.704	136.7	18:09.058	6	1:59.441	34.024	45.839	39.578	140.9	1:21:54.276	
4	2:11.853 B	34.629	47.460	49.764	127.6	20:20.911	7	1:57.781	32.900	142.9	1:23:52.057	
5	15:14.165	...	47.929	40.135	18.4	35:35.076	8	1:57.485	33.253	45.155	39.077	143.3	1:25:49.542	
6	2:01.260	34.909	47.288	39.063	138.8	37:36.336	9	1:57.968	32.721	45.313	39.934	142.7	1:27:47.510	
7	2:01.288	34.567	46.979	39.742	138.8	39:37.624	10	59:40.300	32.679	...	43.608	4.7	2:27:27.810	
8	2:00.659	34.263	47.146	39.250	139.5	41:38.283	11	2:00.011	34.032	46.736	39.243	140.2	2:29:27.821	
9	2:01.674	34.330	47.284	40.060	138.3	43:39.957	12	1:56.690	32.684	45.010	38.996	144.2	2:31:24.511	
10	2:10.501 B	34.544	46.938	49.019	129.0	45:50.458	13	1:55.199	32.406	44.551	38.242	146.1	2:33:19.710	
11	7:12.868	5:45.667	47.623	39.578	38.9	53:03.326	14	1:55.280	32.278	44.561	38.441	146.0	2:35:14.990	
12	2:00.585	34.226	46.935	39.424	139.6	55:03.911	15	1:56.427	32.209	45.823	38.395	144.6	2:37:11.417	
13	2:01.788	35.111	47.312	39.365	138.2	57:05.699	16	1:58.164	32.407	45.480	40.277	142.4	2:39:09.581	
14	2:00.795	34.289	47.043	39.463	139.3	59:06.494	17	2:05.521 B	33.376	44.759	47.386	134.1	2:41:15.102	
15	2:08.907 B	34.715	47.299	46.893	130.6	1:01:15.401	18	23:58.067	...	46.191	37.760	11.7	3:05:13.169	
16	:06:01.631 B	...	49.177	50.912	4.2	2:07:17.032	19	1:52.367	31.812	43.632	36.923	149.8	3:07:05.536	
17	2:43.352	1:14.807	47.925	40.620	103.0	2:10:00.384	20	1:50.767	31.339	43.002	36.426	151.9	3:08:56.303	
							21	1:51.877	31.191	42.889	37.797	150.4	3:10:48.180	
							22	1:50.356	31.234	42.736	36.386	152.5	3:12:38.536	
							23	2:03.503 B	31.603	45.536	46.364	136.3	3:14:42.039	
							24	11:11.427	9:48.327	44.708	38.392	25.1	3:25:53.466	
							25	1:54.426	32.178	43.960	38.288	147.1	3:27:47.892	
							26	1:53.431	32.018	43.849	37.564	148.4	3:29:41.323	
							27	1:53.444	31.943	43.910	37.591	148.4	3:31:34.767	
							28	1:54.178	31.827	44.122	38.229	147.4	3:33:28.945	
							29	1:53.573	32.068	43.700	37.805	148.2	3:35:22.518	
							30	1:53.457	31.710	43.910	37.837	148.3	3:37:15.975	
							31	1:53.715	32.086	43.570	38.059	148.0	3:39:09.690	
							32	1:53.758	32.097	43.642	38.019	147.9	3:41:03.448	
							33	2:10.923 B	32.888	48.042	49.993	128.5	3:43:14.371	
24	Stijn Lowette							1	18:39.280	...	52.569	42.259	14.6	18:39.280
	CHAZEL Technologie Course							2	2:03.830	36.262	48.000	39.568	135.9	20:43.110
	Alpine A110 Cup							3	1:57.643	33.318	45.705	38.620	143.1	22:40.753
	Porsche 992													

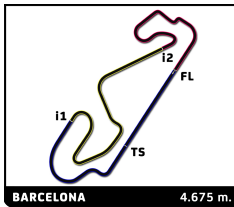

RACING TEST 22 th AUGUST 2022
CIRCUIT DE BARCELONA - CATALUNYA

Day 1 AM

Sector Analysis

_ Invalidated Lap ■ Personal Best ■ Session Best B Crossing the pit lane

Lap	Time	Sector 1	Sector 2	Sector 3	Kph	Elapsed	Lap	Time	Sector 1	Sector 2	Sector 3	Kph	Elapsed
4	2:09.002 B	33.121	46.142	49.739	130.5	24:49.755	8	1:38.579	...	46.580	39.836	20.3	36:04.975
5	10:45.848	9:20.512	46.384	38.952	26.1	35:35.603	9	1:55.786	32.358	44.624	38.804	145.4	38:00.761
6	1:56.115	32.698	45.301	38.116	144.9	37:31.718	10	1:55.164	33.097	44.511	37.556	146.1	39:55.925
7	1:56.200	32.510	45.457	38.233	144.8	39:27.918	11	1:50.666	31.067	42.653	36.946	152.1	41:46.591
8	1:56.407	32.794	45.512	38.101	144.6	41:24.325	12	1:51.930	30.962	43.071	37.897	150.4	43:38.521
9	1:56.289	32.570	45.381	38.338	144.7	43:20.614	13	1:50.225	30.631	42.264	37.330	152.7	45:28.746
10	1:55.021	32.263	44.929	37.829	146.3	45:15.635	14	1:49.660	30.485	42.331	36.844	153.5	47:18.406
11	1:55.358	32.365	44.961	38.032	145.9	47:10.993	15	2:05.330 B	31.662	44.439	49.229	134.3	49:23.736
12	1:55.150	32.156	45.043	37.951	146.2	49:06.143	16	36:04.914	...	46.681	38.146	7.8	1:25:28.650
13	1:54.602	32.077	44.478	38.047	146.9	51:00.745	17	1:50.120	31.305	42.243	36.572	152.8	1:27:18.770
14	1:55.819	32.432	45.112	38.275	145.3	52:56.564	18	1:50.537	32.037	42.228	36.272	152.3	1:29:09.307
15	1:55.496	32.834	44.739	37.923	145.7	54:52.060	19	1:47.863	30.148	41.930	35.785	156.0	1:30:57.170
16	1:55.684	32.390	45.324	37.970	145.5	56:47.744	20	1:47.665	29.995	41.477	36.193	156.3	1:32:44.835
17	1:55.510	32.116	45.372	38.022	145.7	58:43.254	21	1:49.629	30.123	42.671	36.835	153.5	1:34:34.464
18	1:54.691	32.285	44.792	37.614	146.7	1:00:37.945	22	1:46.947	30.121	41.106	35.720	157.4	1:36:21.411
19	1:54.380	32.038	44.608	37.734	147.1	1:02:32.325	23	2:08.387 B	32.727	44.627	51.033	131.1	1:38:29.798
20	1:55.580	32.442	44.696	38.442	145.6	1:04:27.905	24	29:52.078	...	43.414	35.713	9.4	2:08:21.876
21	1:55.092	32.360	44.772	37.960	146.2	1:06:22.997	25	1:46.389	29.587	41.913	34.889	158.2	2:10:08.265
22	2:06.701 B	33.388	44.808	48.505	132.8	1:08:29.698	26	1:46.694	30.978	40.915	34.801	157.7	2:11:54.959
23	55:59.042	...	51.496	39.509	5.0	2:04:28.740	27	1:43.908	28.909	39.940	35.059	162.0	2:13:38.867
24	1:55.908	33.043	45.006	37.859	145.2	2:06:24.648	28	1:50.581 B	28.869	41.431	40.281	152.2	2:15:29.448
25	1:54.187	32.442	44.428	37.317	147.4	2:08:18.835	29	7:54.625	6:32.120	45.088	37.417	35.5	2:23:24.073
26	1:54.620	31.972	45.084	37.564	146.8	2:10:13.455	30	1:49.721	30.621	42.435	36.665	153.4	2:25:13.794
27	1:53.650	31.779	44.427	37.444	148.1	2:12:07.105	31	1:47.728	29.864	41.949	35.915	156.2	2:27:01.522
28	1:54.583	31.810	44.421	38.352	146.9	2:14:01.688	32	1:46.938	29.642	41.170	36.126	157.4	2:28:48.460
29	1:55.313	32.312	45.434	37.567	146.0	2:15:57.001	33	1:47.467	30.362	41.349	35.756	156.6	2:30:35.927
30	2:11.447 B	32.339	45.246	53.862	128.0	2:18:08.448	34	1:48.272	30.510	41.679	36.083	155.4	2:32:24.199
31	5:51.268	4:28.494	45.005	37.769	47.9	2:23:59.716	35	1:52.641	32.324	42.996	37.321	149.4	2:34:16.840
32	1:55.291	32.247	45.413	37.631	146.0	2:25:55.007	36	2:03.509 B	30.802	43.361	49.346	136.3	2:36:20.349
33	1:54.155	31.983	44.440	37.732	147.4	2:27:49.162	37	34:56.491	...	44.768	37.690	8.0	3:11:16.840
34	1:54.891	32.203	44.317	38.371	146.5	2:29:44.053	38	1:51.683	30.866	44.122	36.695	150.7	3:13:08.523
35	1:56.120	32.563	45.265	38.292	144.9	2:31:40.173	39	1:45.746	30.024	40.677	35.045	159.2	3:14:54.269
36	1:55.085	32.704	44.572	37.809	146.2	2:33:35.258	40	1:50.356	30.108	43.208	37.040	152.5	3:16:44.625
37	1:54.141	31.970	44.471	37.700	147.4	2:35:29.399	41	1:45.663	29.596	40.845	35.222	159.3	3:18:30.288
38	1:53.856	31.909	44.198	37.749	147.8	2:37:23.255	42	1:45.666	29.599	40.730	35.337	159.3	3:20:15.954
39	1:54.502	32.005	44.441	38.056	147.0	2:39:17.757	43	2:16.757 B	38.962	47.234	50.561	123.1	3:22:32.711
40	2:03.637 B	32.747	44.788	46.102	136.1	2:41:21.394	30 Glenn Van Parijs						
41	58:29.132	...	46.175	38.406	4.8	3:39:50.526	NGT RACING						
42	1:56.517	33.048	45.035	38.434	144.4	3:41:47.043	Porsche 992						
43	1:56.061	32.476	44.652	38.933	145.0	3:43:43.104	1	19:08.748	...	1:00.840	39.971	14.2	19:08.748
44	1:56.012	32.623	45.215	38.174	145.1	3:45:39.116	2	1:55.462	33.023	44.884	37.555	145.8	21:04.210
45	1:56.832	33.400	45.052	38.380	144.1	3:47:35.948	3	1:53.575	32.089	44.587	36.899	148.2	22:57.785
46	1:55.337	32.451	44.822	38.064	145.9	3:49:31.285	4	1:57.772 B	31.795	43.674	42.303	142.9	24:55.557
47	2:03.965 B	32.542	45.056	46.367	135.8	3:51:35.250	5	10:38.016	9:15.957	44.630	37.429	26.4	35:33.573
48	4:40.559	3:16.699	45.441	38.419	60.0	3:56:15.809	6	1:51.622	31.684	43.368	36.570	150.8	37:25.195
49	1:57.059	32.852	45.798	38.409	143.8	3:58:12.868	7	1:50.691	31.186	43.143	36.362	152.0	39:15.886
50	1:56.379	32.649	45.217	38.513	144.6	4:00:09.247	8	1:51.175	31.536	43.036	36.603	151.4	41:07.061
29 Nicolas Pironneau							Ligier JSP320						
MV2S RACING							Ligier JSP320						
1	10:08.858	8:37.803	51.834	39.221	26.8	10:08.858	9	1:50.994	31.260	43.044	36.690	151.6	42:58.055
2	2:03.550 B	33.925	42.747	46.878	136.2	12:12.408	10	1:51.137	31.325	43.135	36.677	151.4	44:49.192
3	2:52.759	1:35.114	41.703	35.942	97.4	15:05.167	11	1:52.254	31.956	43.496	36.802	149.9	46:41.446
4	1:45.467	29.548	40.532	35.387	159.6	16:50.634	12	1:57.784 B	31.463	43.260	43.061	142.9	48:39.230
5	1:47.944	29.363	40.448	38.133	155.9	18:38.578	13	5:04.069	3:43.826	43.486	36.757	55.3	53:43.299
6	1:45.278	29.579	40.538	35.161	159.9	20:23.856	14	1:51.370	31.420	43.175	36.775	151.1	55:34.669
7	1:52.540 B	30.411	41.800	40.329	149.5	22:16.396	15	1:52.077	31.503	43.733	36.841	150.2	57:26.746
							16	1:52.070	31.933	43.356	36.781	150.2	59:18.816
							17	1:51.672	31.405	43.593	36.674	150.7	1:01:10.488
							18	1:52.442	31.491	43.159	37.792	149.7	1:03:02.930



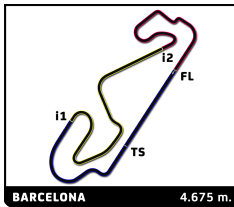
RACING TEST 22 th AUGUST 2022

CIRCUIT DE BARCELONA - CATALUNYA

Day 1 AM

Sector Analysis

														_ Invalidated Lap		■ Personal Best		■ Session Best		B Crossing the pit lane	
Lap	Time	Sector 1	Sector 2	Sector 3	Kph	Elapsed	Lap	Time	Sector 1	Sector 2	Sector 3	Kph	Elapsed								
19	1:53.852	31.641	45.132	37.079	147.8	1:04:56.782	22	1:55.760	32.543	45.147	38.070	145.4	1:08:07.137								
20	1:52.644	31.664	43.744	37.236	149.4	1:06:49.426	23	2:08.821 B	32.390	45.339	51.092	130.6	1:10:15.958								
21	2:08.961 B	31.801	45.171	51.989	130.5	1:08:58.387	24	6:28.183	5:04.781	45.136	38.266	43.4	1:16:44.141								
22	59:26.776	...	47.291	38.318	4.7	2:08:25.163	25	2:07.633	32.515	44.513	50.605	131.9	1:18:51.774								
23	1:54.381	32.391	44.390	37.600	147.1	2:10:19.544	26	1:55.724	32.801	44.676	38.247	145.4	1:20:47.498								
24	1:53.765	32.029	44.224	37.512	147.9	2:12:13.309	27	1:55.236	32.296	44.964	37.976	146.0	1:22:42.734								
25	1:54.175	32.075	44.611	37.489	147.4	2:14:07.484	28	1:54.801	32.311	44.412	38.078	146.6	1:24:37.535								
26	2:10.134 B	31.977	44.093	54.064	129.3	2:16:17.618	29	1:54.815	32.348	44.247	38.220	146.6	1:26:32.350								
27	5:58.739	4:34.512	46.660	37.567	46.9	2:22:16.357	30	2:02.805 B	32.512	44.487	45.806	137.0	1:28:35.155								
28	1:51.265	31.735	43.088	36.442	151.3	2:24:07.622	31	11:23.729	9:46.047	55.153	42.529	24.6	1:39:58.884								
29	1:53.392	31.541	45.414	36.437	148.4	2:26:01.014	32	2:04.422	38.140	47.501	38.781	135.3	1:42:03.306								
30	1:51.028	31.203	43.262	36.563	151.6	2:27:52.042	33	1:56.366	33.108	45.478	37.780	144.6	1:43:59.672								
31	1:52.581	31.564	43.560	37.457	149.5	2:29:44.623	34	1:55.598	32.478	45.265	37.855	145.6	1:45:55.270								
32	1:53.657	32.287	44.653	36.717	148.1	2:31:38.280	35	2:06.139 B	32.266	44.903	48.970	133.4	1:48:01.409								
33	1:51.655	31.563	43.340	36.752	150.7	2:33:29.935	36	8:17.883	6:54.464	45.481	37.938	33.8	1:56:19.292								
34	1:55.662 B	31.422	43.169	41.071	145.5	2:35:25.597	37	1:55.211	32.030	45.390	37.791	146.1	1:58:14.503								
35	5:09.505	3:49.089	43.418	36.998	54.4	2:40:35.102	38	1:54.337	31.840	44.627	37.870	147.2	2:00:08.840								
36	1:51.263	31.246	43.446	36.571	151.3	2:42:26.365	39	2:04.506 B	32.072	45.633	46.801	135.2	2:02:13.346								
37	1:51.175	31.408	43.005	36.762	151.4	2:44:17.540	40	11:18.675	9:53.844	46.264	38.567	24.8	2:13:32.021								
38	1:50.729	31.297	42.938	36.494	152.0	2:46:08.269	41	1:55.621	32.392	44.931	38.298	145.6	2:15:27.642								
39	1:51.402	31.258	43.324	36.820	151.1	2:47:59.671	42	1:54.688	32.083	44.803	37.802	146.7	2:17:22.330								
40	1:55.483 B	31.356	43.454	40.673	145.7	2:49:55.154	43	1:54.785	32.187	44.825	37.773	146.6	2:19:17.115								
41	6:12.701	4:52.074	43.698	36.929	45.2	2:56:07.855	44	2:03.766 B	32.157	44.876	46.733	136.0	2:21:20.881								
42	1:51.538	31.488	43.225	36.825	150.9	2:57:59.393	45	8:05.746	6:42.471	45.162	38.113	34.6	2:29:26.627								
43	1:56.748 B	31.691	43.596	41.461	144.2	2:59:56.141	46	1:53.058	31.784	43.991	37.283	148.9	2:31:19.685								
44	43:19.806	...	45.119	37.640	6.5	3:43:15.947	47	1:52.939	31.623	44.074	37.242	149.0	2:33:12.624								
45	1:53.715	31.935	44.490	37.290	148.0	3:45:09.662	48	1:52.966	32.033	43.706	37.227	149.0	2:35:05.590								
46	1:52.525	31.819	43.684	37.022	149.6	3:47:02.187	49	1:53.247	31.847	44.089	37.311	148.6	2:36:58.837								
47	1:52.158	31.684	43.521	36.953	150.1	3:48:54.345	50	1:52.526	31.471	43.713	37.342	149.6	2:38:51.363								
48	1:51.950	31.592	43.343	37.015	150.3	3:50:46.295	51	1:52.950	31.570	44.191	37.189	149.0	2:40:44.313								
49	1:52.666	31.402	44.099	37.165	149.4	3:52:38.961	52	1:52.725	31.760	43.743	37.222	149.3	2:42:37.038								
50	1:52.267	31.522	43.543	37.202	149.9	3:54:31.228	53	1:52.905	31.614	43.701	37.590	149.1	2:44:29.943								
51	2:32.149 B	31.688	1:08.980	51.481	110.6	3:57:03.377	54	1:52.984	31.623	43.992	37.369	149.0	2:46:22.927								
33	Lajoux/Simmenauer																				
	DUWO RACING													Porsche 992							
1	12:33.321	...	48.744	39.382	21.7	12:33.321	58	1:52.828	31.677	43.613	37.538	149.2	2:54:08.854								
2	1:56.921	33.385	44.965	38.571	143.9	14:30.242	59	1:52.828	31.577	43.841	37.410	149.2	2:56:01.682								
3	1:54.478	32.258	44.385	37.835	147.0	16:24.720	60	2:06.942 B	32.035	44.635	50.272	132.6	2:58:08.624								
4	1:54.620	32.215	44.433	37.972	146.8	18:19.340	61	9:55.102	8:32.308	45.024	37.770	28.3	3:08:03.726								
5	2:02.694 B	31.970	45.713	45.011	137.2	20:22.034	62	1:52.894	31.704	43.832	37.358	149.1	3:09:56.620								
6	4:25.335	3:01.460	45.093	38.782	63.4	24:47.369	63	1:52.111	31.583	43.441	37.087	150.1	3:11:48.731								
7	2:14.830 B	36.238	48.238	50.354	124.8	27:02.199	64	1:52.505	31.863	43.416	37.226	149.6	3:13:41.236								
8	9:29.190	7:50.289	55.248	43.653	29.6	36:31.389	65	1:58.220 B	31.928	44.115	42.177	142.4	3:15:39.456								
9	2:03.410	36.030	47.603	39.777	136.4	38:34.799	66	4:50.126	3:27.563	45.499	37.064	58.0	3:20:29.582								
10	1:59.866	33.601	46.912	39.353	140.4	40:34.665	67	1:51.481	31.306	42.964	37.211	151.0	3:22:21.063								
11	1:58.880	33.472	46.468	38.940	141.6	42:33.545	68	1:50.111	31.145	42.636	36.330	152.8	3:24:11.174								
12	1:58.578	33.005	46.629	38.944	141.9	44:32.123	69	1:50.178	31.134	42.697	36.347	152.8	3:26:01.352								
13	1:58.638	32.937	46.077	39.624	141.9	46:30.761	70	2:04.506 B	31.127	43.011	50.368	135.2	3:28:05.858								
14	1:57.848	33.026	45.956	38.866	142.8	48:28.609	71	11:16.232	9:53.427	44.775	38.030	24.9	3:39:22.090								
15	1:57.551	33.219	45.595	38.737	143.2	50:26.160	72	1:53.843	32.021	44.291	37.531	147.8	3:41:15.933								
16	1:57.333	33.159	45.713	38.461	143.4	52:23.493	73	1:59.516 B	31.973	44.133	43.410	140.8	3:43:15.449								
17	2:08.301 B	33.384	45.617	49.300	131.2	54:31.794	74	6:24.146	5:01.637	44.781	37.728	43.8	3:49:39.595								
18	5:48.864	4:21.823	47.161	39.880	48.2	1:00:20.658	75	1:53.571	31.963	43.936	37.672	148.2	3:51:33.166								
19	1:58.281	33.319	45.549	39.413	142.3	1:02:18.939	76	1:53.213	31.899	43.871	37.443	148.7	3:53:26.379								
20	1:57.085	33.023	45.230	38.832	143.7	1:04:16.024	77	1:58.947 B	32.128	44.136	42.683	141.5	3:55:25.326								
21	1:55.353	32.597	44.758	37.998	145.9	1:06:11.377															



RACING TEST 22 th AUGUST 2022

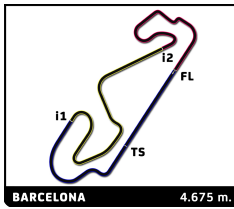
CIRCUIT DE BARCELONA - CATALUNYA

Day 1 AM

Sector Analysis

— Invalidated Lap ■ Personal Best ■ Session Best B Crossing the pit lane

Lap	Time	Sector 1	Sector 2	Sector 3	Kph	Elapsed	Lap	Time	Sector 1	Sector 2	Sector 3	Kph	Elapsed
41 Sarny/Cochard/Giovanni DUWO RACING Porsche 992							3	1:56.984	31.767	45.106	40.111	143.9	45:30.603
1	24:05.970	...	54.315	41.845	11.3	24:05.970	4	2:10.925B	31.692	44.425	54.808	128.5	47:41.528
2	2:15.285B	35.019	48.103	52.163	124.4	26:21.255	5	7:45.747	6:16.927	48.167	40.653	36.1	55:27.275
3	9:47.274	8:18.013	50.090	39.171	28.7	36:08.529	6	1:58.731	33.106	46.027	39.598	141.7	57:26.006
4	1:57.135	32.784	45.660	38.691	143.7	38:05.664	7	1:58.005	33.142	45.958	38.905	142.6	59:24.011
5	2:06.471B	32.385	48.245	45.841	133.1	40:12.135	8	1:54.892	31.816	44.765	38.311	146.5	1:01:18.903
6	8:43.231	7:13.627	48.960	40.644	32.2	48:55.366	9	1:54.268	31.760	44.358	38.150	147.3	1:03:13.171
7	2:02.855	34.502	47.748	40.605	137.0	50:58.221	10	2:19.168B	31.684	47.608	59.876	120.9	1:05:32.339
8	2:02.124	34.070	47.920	40.134	137.8	53:00.345	11	23:04.939	...	51.008	40.290	12.2	1:28:37.278
9	2:00.229	34.036	46.401	39.792	140.0	55:00.574	12	1:52.815	30.894	43.923	37.998	149.2	1:30:30.093
10	2:00.257	33.764	47.018	39.475	140.0	57:00.831	13	1:52.802	31.202	43.751	37.849	149.2	1:32:22.895
11	2:08.453B	33.573	46.384	48.496	131.0	59:09.284	14	1:51.796	30.761	43.427	37.608	150.5	1:34:14.691
12	9:13.474	7:43.642	48.260	41.572	30.4	1:08:22.758	15	1:51.637	30.761	43.223	37.653	150.8	1:36:06.328
13	2:14.079B	35.148	49.484	49.447	125.5	1:10:36.837	16	2:05.798B	31.112	43.830	50.856	133.8	1:38:12.126
14	7:13.014	5:45.690	47.664	39.660	38.9	1:17:49.851	17	9:38.418B	7:51.508	50.147	56.763	29.1	1:47:50.544
15	1:58.467	33.599	45.912	38.956	142.1	1:19:48.318	18	7:34.489	6:10.347	45.807	38.335	37.0	1:55:25.033
16	1:57.283	32.924	45.827	38.532	143.5	1:21:45.601	19	1:53.499	31.602	44.101	37.796	148.3	1:57:18.532
17	1:57.370	32.507	45.906	38.957	143.4	1:23:42.971	20	1:52.646	31.143	43.846	37.657	149.4	1:59:11.178
18	1:58.065	32.601	46.345	39.119	142.5	1:25:41.036	21	1:53.428	31.229	44.107	38.092	148.4	2:01:04.606
19	2:05.022B	34.394	45.675	44.953	134.6	1:27:46.058	22	1:52.235	31.123	43.458	37.654	150.0	2:02:56.841
20	19:34.282B	...	48.703	52.029	14.3	1:47:20.340	23	2:11.342B	31.151	45.286	54.905	128.1	2:05:08.183
21	7:37.948	6:09.578	49.004	39.366	36.8	1:54:58.288	24	47:14.411	...	50.398	41.678	5.9	2:52:22.594
22	1:58.118	33.138	46.047	38.933	142.5	1:56:56.406	25	2:05.262	37.192	47.221	40.849	134.4	2:54:27.856
23	1:59.105	33.726	46.306	39.073	141.3	1:58:55.511	26	2:08.417B	31.801	44.939	51.677	131.1	2:56:36.273
24	1:57.006	33.060	45.627	38.319	143.8	2:00:52.517	27	3:26.959	2:03.077	45.451	38.431	81.3	3:00:03.232
25	1:56.841	32.680	45.660	38.501	144.0	2:02:49.358	28	1:51.402	30.944	43.423	37.035	151.1	3:01:54.634
26	1:56.898	32.768	45.371	38.759	144.0	2:04:46.256	29	1:54.308	30.895	45.195	38.218	147.2	3:03:48.942
27	2:05.590B	32.588	46.430	46.572	134.0	2:06:51.846	30	1:52.907	31.079	43.858	37.970	149.1	3:05:41.849
28	17:57.045	...	52.531	40.677	15.6	2:24:48.891	31	1:51.377	30.859	43.184	37.334	151.1	3:07:33.226
29	1:59.893	34.641	46.409	38.843	140.4	2:26:48.784	32	2:08.269B	31.341	44.021	52.907	131.2	3:09:41.495
30	1:59.110	32.583	48.085	38.442	141.3	2:28:47.894	33	25:11.031	...	46.054	38.247	11.1	3:34:52.526
31	1:56.194	32.891	44.998	38.305	144.8	2:30:44.088	34	1:53.401	31.359	44.165	37.877	148.4	3:36:45.927
32	1:56.147	32.288	45.530	38.329	144.9	2:32:40.235	35	1:51.944	31.049	43.354	37.541	150.3	3:38:37.871
33	1:55.833	31.884	45.109	38.840	145.3	2:34:36.068	36	1:51.764	31.064	43.570	37.130	150.6	3:40:29.635
34	1:54.720	31.810	44.724	38.186	146.7	2:36:30.788	37	1:51.506	31.097	43.159	37.250	150.9	3:42:21.141
35	2:04.052B	32.138	45.670	46.244	135.7	2:38:34.840	38	2:25.565B	33.493	54.009	58.063	115.6	3:44:46.706
36	27:00.350	...	47.996	39.690	10.4	3:05:35.190	51 team vrt TEAM VRT Clio IV						
37	1:56.795	32.752	45.299	38.744	144.1	3:07:31.985	1	49:41.892	...	1:04.839	52.291	5.5	49:41.892
38	1:58.105	32.563	47.377	38.165	142.5	3:09:30.090	2	2:30.247	42.777	56.632	50.838	112.0	52:12.139
39	1:55.823	32.610	45.087	38.126	145.3	3:11:25.913	3	2:28.210	41.566	58.119	48.525	113.6	54:40.349
40	1:55.175	32.264	44.706	38.205	146.1	3:13:21.088	4	2:20.218	40.145	55.155	44.918	120.0	57:00.567
41	1:55.774	32.658	44.731	38.385	145.4	3:15:16.862	5	2:18.342	39.420	54.690	44.232	121.7	59:18.909
42	1:54.822	32.261	44.653	37.908	146.6	3:17:11.684	6	2:23.084	46.265	53.322	43.497	117.6	1:01:41.993
43	2:05.435B	32.289	44.804	48.342	134.2	3:19:17.119	7	2:19.038	42.243	52.804	43.991	121.0	1:04:01.031
44	30:04.335	...	46.365	38.931	9.3	3:49:21.454	8	2:16.889	39.106	54.384	43.399	122.9	1:06:17.920
45	1:55.821	32.538	45.418	37.865	145.3	3:51:17.275	9	2:38.839B	41.161	58.926	58.752	106.0	1:08:56.759
46	1:56.366	32.338	45.872	38.156	144.6	3:53:13.641	10	1:33:39.901	...	1:04.574	49.485	3.8	2:22:36.660
47	1:55.605	32.285	44.870	38.450	145.6	3:55:09.246	11	2:24.221	41.330	56.860	46.031	116.7	2:25:00.881
48	1:55.614	32.353	45.074	38.187	145.6	3:57:04.860	12	2:18.120	39.872	54.253	43.995	121.9	2:27:19.001
49	2:04.041B	32.247	44.825	46.969	135.7	3:59:08.901	13	2:13.828	37.877	52.434	43.517	125.8	2:29:32.829
44 Del Monte/Ciosek LAMBORGHINI ROMA TEAM Lamborghini Supertrofeo							14	2:16.615	38.165	54.909	43.541	123.2	2:31:49.444
1	41:35.547	...	49.995	43.678	6.5	41:35.547	15	2:12.320	37.845	51.496	42.979	127.2	2:34:01.764
2	1:58.072	32.845	45.004	40.223	142.5	43:33.619	16	2:12.912	37.547	51.059	44.306	126.6	2:36:14.676
							17	2:11.956	37.446	51.088	43.422	127.5	2:38:26.632
							18	2:23.786B	37.513	51.473	54.800	117.0	2:40:50.418



RACING TEST 22 th AUGUST 2022

CIRCUIT DE BARCELONA - CATALUNYA

Day 1 AM

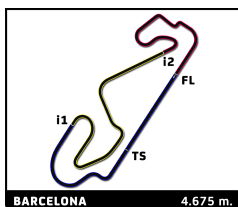
Sector Analysis

— Invalidated Lap ■ Personal Best ■ Session Best B Crossing the pit lane

Lap	Time	Sector 1	Sector 2	Sector 3	Kph	Elapsed	Lap	Time	Sector 1	Sector 2	Sector 3	Kph	Elapsed
19	2:09.492	...	56.011	47.558	4.5	3:42:59.910	46	15:57.929	...	46.860	38.067	17.6	2:59:25.110
20	2:23.777	42.419	57.305	44.053	117.1	3:45:23.687	47	1:49.173	30.689	42.235	36.249	154.2	3:01:14.283
21	2:12.478	37.864	51.577	43.037	127.0	3:47:36.165	48	1:50.191	30.189	43.626	36.376	152.7	3:03:04.474
22	2:14.702	37.638	53.941	43.123	124.9	3:49:50.867	49	1:49.004	30.063	42.586	36.355	154.4	3:04:53.478
23	2:11.675	37.585	50.993	43.097	127.8	3:52:02.542	50	1:47.842	30.023	41.885	35.934	156.1	3:06:41.320
24	2:11.615	37.891	50.901	42.823	127.9	3:54:14.157	51	1:47.860	30.111	41.806	35.943	156.0	3:08:29.180
25	2:16.308	37.667	53.190	45.451	123.5	3:56:30.465	52	1:53.951	31.708	45.064	37.179	147.7	3:10:23.131
26	2:11.281	37.449	51.134	42.698	128.2	3:58:41.746	53	1:48.246	30.173	41.857	36.216	155.5	3:12:11.377
27	2:28.294B	38.273	52.390	57.631	113.5	4:01:10.040	54	2:00.353B	30.206	44.111	46.036	139.8	3:14:11.730

54 Teekens /Gvazava						
TARGET RACING						
Lamborghini Huracan ST EVO						
Lap	Time	Sector 1	Sector 2	Sector 3	Kph	Elapsed
1	21:16.991	...	51.276	39.045	12.8	21:16.991
2	1:53.872	31.238	44.380	38.254	147.8	23:10.863
3	2:08.466B	30.951	43.220	54.295	131.0	25:19.329
4	12:00.836	...	43.977	37.150	23.3	37:20.165
5	1:50.506	30.677	42.999	36.830	152.3	39:10.671
6	1:49.765	30.544	42.540	36.681	153.3	41:00.436
7	1:53.818	31.992	44.751	37.075	147.9	42:54.254
8	1:51.357	30.742	43.137	37.478	151.1	44:45.611
9	1:50.439	30.609	42.993	36.837	152.4	46:36.050
10	2:02.371B	30.923	45.008	46.440	137.5	48:38.421
11	13:40.776	...	44.020	37.639	20.5	1:02:19.197
12	1:50.848	31.086	42.838	36.924	151.8	1:04:10.045
13	1:51.937	31.132	44.197	36.608	150.4	1:06:01.982
14	1:49.426	30.219	42.355	36.852	153.8	1:07:51.408
15	2:13.534B	30.319	51.721	51.494	126.0	1:10:04.942
16	16:27.588	...	43.554	37.119	17.0	1:26:32.530
17	1:49.518	30.497	42.401	36.620	153.7	1:28:22.048
18	1:48.722	30.244	42.115	36.363	154.8	1:30:10.770
19	1:48.928	30.160	42.262	36.506	154.5	1:31:59.698
20	1:49.816	30.417	42.815	36.584	153.3	1:33:49.514
21	1:56.628B	30.556	42.338	43.734	144.3	1:35:46.142
22	8:32.084	7:07.535	47.181	37.368	32.9	1:44:18.226
23	1:50.478	31.062	42.739	36.677	152.3	1:46:08.704
24	2:24.127B	41.454	48.517	54.156	116.8	1:48:32.831
25	6:21.455	4:59.316	44.033	38.106	44.1	1:54:54.286
26	1:50.427	30.837	42.837	36.753	152.4	1:56:44.713
27	1:48.786	30.424	42.248	36.114	154.7	1:58:33.499
28	1:51.099	31.055	43.411	36.633	151.5	2:00:24.598
29	1:56.955B	30.683	42.875	43.397	143.9	2:02:21.553
30	4:18.094	2:57.644	43.539	36.911	65.2	2:06:39.647
31	1:51.001	30.501	42.370	38.130	151.6	2:08:30.648
32	1:53.791	30.447	46.541	36.803	147.9	2:10:24.439
33	1:50.120	30.639	42.883	36.598	152.8	2:12:14.559
34	1:50.970	30.849	42.905	37.216	151.7	2:14:05.529
35	1:52.464	30.634	44.148	37.682	149.6	2:15:57.993
36	1:59.158B	31.380	43.124	44.654	141.2	2:17:57.151
37	8:04.748	6:41.627	46.404	36.717	34.7	2:26:01.899
38	1:50.692	30.650	43.270	36.772	152.0	2:27:52.591
39	1:51.711	30.927	42.773	38.011	150.7	2:29:44.302
40	1:59.262B	31.798	44.113	43.351	141.1	2:31:43.564
41	4:14.353	2:50.036	47.061	37.256	66.2	2:35:57.917
42	1:48.318	30.455	42.011	35.852	155.4	2:37:46.235
43	1:46.941	29.807	41.273	35.861	157.4	2:39:33.176
44	1:53.613	29.911	41.468	42.234	148.1	2:41:26.789
45	2:00.392B	29.831	43.385	47.176	139.8	2:43:27.181

77 Hernández/Costa						
BONDUEL RACING						
Lamborghini Huracan ST EVO						
Lap	Time	Sector 1	Sector 2	Sector 3	Kph	Elapsed
1	16:04.489	...	54.707	47.179	16.9	16:04.489
2	2:10.667	37.583	50.170	42.914	128.8	18:15.156
3	2:04.838	34.179	48.463	42.196	134.8	20:19.994
4	2:03.346	34.015	47.842	41.489	136.4	22:23.340
5	2:16.932B	33.532	48.310	55.090	122.9	24:40.272
6	11:41.869	...	49.029	41.521	24.0	36:22.141
7	2:00.692	33.997	45.863	40.832	139.4	38:22.833
8	1:58.544	32.536	45.429	40.579	142.0	40:21.377
9	1:59.336	32.861	46.330	40.145	141.0	42:20.713
10	2:00.757	33.585	45.976	41.196	139.4	44:21.470
11	2:00.043	32.552	46.035	41.456	140.2	46:21.513
12	1:59.716	32.708	46.261	40.747	140.6	48:21.229
13	1:58.765	32.656	45.650	40.459	141.7	50:19.994
14	2:14.691B	32.366	45.842	56.483	125.0	52:34.685
15	12:26.528	...	48.361	41.360	22.5	1:05:01.213
16	1:59.335	32.752	46.013	40.570	141.0	1:07:00.548
17	2:18.483B	32.465	45.980	1:00.038	121.5	1:09:19.031
18	5:00.361	3:33.135	47.222	40.004	56.0	1:14:19.392
19	1:57.373	32.056	45.406	39.911	143.4	1:16:16.765
20	1:57.901	32.468	45.648	39.785	142.7	1:18:14.666
21	1:56.627	32.378	44.932	39.317	144.3	1:20:11.293
22	1:57.873	32.548	45.954	39.371	142.8	1:22:09.166
23	1:57.377	32.192	45.767	39.418	143.4	1:24:06.543
24	2:13.663B	32.514	44.563	56.586	125.9	1:26:20.206
25	39:52.359	...	49.439	42.317	7.0	2:06:12.565
26	1:59.385	32.649	46.491	40.245	141.0	2:08:11.950
27	1:55.722	31.987	44.900	38.835	145.4	2:10:07.672
28	1:56.554	32.864	44.500	39.190	144.4	2:12:04.226
29	1:57.205	32.056	45.514	39.635	143.6	2:14:01.431
30	2:15.472B	31.935	46.716	56.821	124.2	2:16:16.903
31	5:27.628	4:02.198	45.804	39.626	51.4	2:21:44.531
32	1:56.558	32.477	44.668	39.413	144.4	2:23:41.089
33	2:57.222	32.061	1:42.634	42.527	95.0	2:26:38.311
34	1:58.322	32.292	45.698	40.332	142.2	2:28:36.633
35	1:56.724	31.915	45.418	39.391	144.2	2:30:33.357
36	1:58.915	33.480	45.739	39.696	141.5	2:32:32.272



RACING TEST 22 th AUGUST 2022

CIRCUIT DE BARCELONA - CATALUNYA

Day 1 AM

Sector Analysis

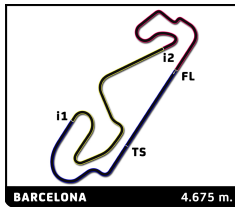
— Invalidated Lap ■ Personal Best ■ Session Best B Crossing the pit lane

Lap	Time	Sector 1	Sector 2	Sector 3	Kph	Elapsed	Lap	Time	Sector 1	Sector 2	Sector 3	Kph	Elapsed
37	2:19.575 B	32.154	48.408	59.013	120.6	2:34:51.847							
38	36:50.562	...	48.271	41.198	7.6	3:11:42.409							
39	1:58.181	32.664	46.021	39.496	142.4	3:13:40.590							
40	1:59.096	32.250	46.807	40.039	141.3	3:15:39.686							
41	1:57.107	32.607	45.248	39.252	143.7	3:17:36.793							
42	1:56.681	32.209	45.150	39.322	144.2	3:19:33.474							
43	1:58.577	32.765	45.622	40.190	141.9	3:21:32.051							
44	1:57.598	32.428	45.335	39.835	143.1	3:23:29.649							
45	1:56.845	32.752	44.513	39.580	144.0	3:25:26.494							
46	2:37.311	32.111	44.964	1:20.236	107.0	3:28:03.805							
47	1:56.547	32.969	44.321	39.257	144.4	3:30:00.352							
48	1:55.158	31.910	44.108	39.140	146.1	3:31:55.510							
49	1:54.886	31.610	44.454	38.822	146.5	3:33:50.396							
50	1:55.038	31.674	44.271	39.093	146.3	3:35:45.434							
51	1:54.928	31.764	44.373	38.791	146.4	3:37:40.362							
52	2:10.795 B	32.428	45.360	53.007	128.7	3:39:51.157							

93 Lucas Fraysinnet						
CHAZEL Technologie Course Alpine A110 Cup						
Lap	Time	Sector 1	Sector 2	Sector 3	Kph	Elapsed
1	9:20.238	7:49.567	49.821	40.850	29.1	9:20.238
2	2:14.368	34.920	47.499	51.949	125.3	11:34.606
3	2:05.996	34.737	51.579	39.680	133.6	13:40.602
4	2:02.818	35.839	47.185	39.794	137.0	15:43.420
5	2:01.141	34.362	47.422	39.357	138.9	17:44.561
6	2:01.391	34.261	47.675	39.455	138.6	19:45.952
7	2:08.789 B	34.165	47.109	47.515	130.7	21:54.741
8	24:20.995	...	48.183	40.160	11.5	46:15.736
9	2:01.472	34.394	47.399	39.679	138.6	48:17.208
10	2:11.154	39.905	47.778	43.471	128.3	50:28.362
11	2:02.057	34.467	47.618	39.972	137.9	52:30.419
12	2:12.519 B	34.803	47.853	49.863	127.0	54:42.938
13	21:28.937	...	48.104	39.233	13.1	1:16:11.875
14	1:59.107	34.223	46.400	38.484	141.3	1:18:10.982
15	1:58.042	33.705	46.043	38.294	142.6	1:20:09.024
16	1:57.866	33.552	45.995	38.319	142.8	1:22:06.890
17	2:05.316 B	33.519	45.872	45.925	134.3	1:24:12.206
18	36:27.461	...	46.908	44.461	7.7	2:00:39.667
19	1:59.214	34.181	46.551	38.482	141.2	2:02:38.881
20	1:57.941	33.467	46.166	38.308	142.7	2:04:36.822
21	1:58.813	33.581	46.582	38.650	141.7	2:06:35.635
22	2:14.408	34.135	55.996	44.277	125.2	2:08:50.043
23	2:15.563 B	33.576	50.000	51.987	124.1	2:11:05.606
24	6:18.685	4:49.701	46.730	42.254	44.4	2:17:24.291
25	1:58.957	33.697	46.568	38.692	141.5	2:19:23.248
26	1:58.846	33.750	46.394	38.702	141.6	2:21:22.094
27	1:59.011	33.771	46.553	38.687	141.4	2:23:21.105
28	2:15.014 B	34.060	47.888	53.066	124.7	2:25:36.119
29	37:23.408	...	47.687	39.269	7.5	3:02:59.527
30	1:58.178	33.782	46.041	38.355	142.4	3:04:57.705
31	1:57.147	33.436	45.709	38.002	143.7	3:06:54.852
32	1:57.023	33.443	45.554	38.026	143.8	3:08:51.875
33	2:25.231 B	43.869	54.758	46.604	115.9	3:11:17.106
34	21:21.482	...	52.203	39.518	13.1	3:32:38.588
35	1:58.014	33.818	46.035	38.161	142.6	3:34:36.602
36	1:57.257	33.447	45.751	38.059	143.5	3:36:33.859
37	1:57.064	33.422	45.646	37.996	143.8	3:38:30.923
38	2:22.878 B	37.912	54.189	50.777	117.8	3:40:53.801

98 Enzo Geraci						
CHAZEL Technologie Course Alpine A110 Cup						
Lap	Time	Sector 1	Sector 2	Sector 3	Kph	Elapsed
1	23:56.117	...	51.308	41.941	11.4	23:56.117
2	2:23.533 B	37.024	50.109	56.400	117.3	26:19.650
3	9:40.143	8:11.995	47.875	40.273	29.0	35:59.793
4	2:02.671	34.522	47.530	40.619	137.2	38:02.464
5	2:04.452	34.413	50.387	39.652	135.2	40:06.916
6	2:00.447	34.112	47.059	39.276	139.7	42:07.363
7	1:59.709	34.064	46.571	39.074	140.6	44:07.072
8	1:59.745	34.050	46.536	39.159	140.5	46:06.817
9	2:01.522	33.770	46.961	40.791	138.5	48:08.339
10	1:59.584	33.873	46.471	39.240	140.7	50:07.923
11	1:59.594	34.030	46.613	38.951	140.7	52:07.517
12	1:59.209	33.852	46.373	38.984	141.2	54:06.726
13	2:20.238 B	34.943	49.231	56.064	120.0	56:26.964
14	57:49.149	...	48.474	39.778	4.9	1:54:16.113
15	2:00.687	34.423	47.174	39.090	139.5	1:56:16.800
16	2:01.532	34.269	48.189	39.074	138.5	1:58:18.332
17	1:59.492	33.968	46.401	39.123	140.8	2:00:17.824
18	2:00.136	34.131	46.891	39.114	140.1	2:02:17.960
19	2:12.961	35.002	57.604	40.355	126.6	2:04:30.921
20	2:05.649	34.124	47.027	44.498	133.9	2:06:36.570
21	2:05.858	35.004	51.099	39.755	133.7	2:08:42.428
22	2:01.090	34.251	47.325	39.514	139.0	2:10:43.518
23	2:00.857	34.302	47.197	39.358	139.3	2:12:44.375
24	2:12.583 B	34.333	48.331	49.919	126.9	2:14:56.958
25	34:39.239	...	47.189	39.145	8.1	2:49:36.197
26	1:59.734	34.275	46.628	38.831	140.6	2:51:35.931
27	2:08.550 B	34.275	46.843	47.432	130.9	2:53:44.481
28	6:52.596	5:27.003	46.487	39.106	40.8	3:00:37.077
29	1:59.703	34.315	46.423	38.965	140.6	3:02:36.780
30	2:00.208	34.007	46.671	39.530	140.0	3:04:36.988
31	2:19.483	35.778	59.815	43.890	120.7	3:06:56.471
32	2:02.213	34.103	46.722	41.388	137.7	3:08:58.684
33	2:13.875	37.739	54.760	41.376	125.7	3:11:12.559
34	2:01.801	34.512	47.789	39.500	138.2	3:13:14.360
35	2:07.503	34.345	49.099	44.059	132.0	3:15:21.863
36	2:02.253	34.454	48.385	39.414	137.7	3:17:24.116
37	2:01.980	34.702	47.198	40.080	138.0	3:19:26.096
38	2:26.320 B	41.453	52.741	52.126	115.0	3:21:52.416

99 Antonios Vossos						
TARGET RACING Lamborghini Huracan ST EVO						
Lap	Time	Sector 1	Sector 2	Sector 3	Kph	Elapsed
1	40:44.604	...	45.129	37.246	6.7	40:44.604
2	1:50.449	31.363	42.807	36.279	152.4	42:35.053
3	1:53.097	31.770	44.327	37.000	148.8	44:28.150
4	1:59.913 B	30.388	42.219	47.306	140.4	46:28.063
5	10:14.414	8:37.818	42.917	53.679	27.4	56:42.477
6	1:48.883	30.419	42.177	36.287	154.6	58:31.360
7	1:52.702 B	30.306	41.961	40.435	149.3	1:00:24.062
8	19:00.829	...	48.527	41.397	14.8	1:19:24.891
9	2:00.210	33.828	46.386	39.996	140.0	1:21:25.101
10	1:59.225	33.398	46.591	39.236	141.2	1:23:24.326
11	1:56.503	32.768	45.010	38.725	144.5	1:25:20.829
12	1:56.387	32.615	45.097	38.675	144.6	1:27:17.216
13	1:59.050	34.071	45.750	39.229	141.4	1:29:16.266



RACING TEST 22 th AUGUST 2022

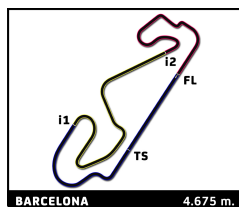
CIRCUIT DE BARCELONA - CATALUNYA

Day 1 AM

Sector Analysis

— Invalidated Lap ■ Personal Best ■ Session Best B Crossing the pit lane

Lap	Time	Sector 1	Sector 2	Sector 3	Kph	Elapsed	Lap	Time	Sector 1	Sector 2	Sector 3	Kph	Elapsed	
14	2:09.746B	32.455	45.660	51.631	129.7	1:31:26.012	30	2:12.443	36.890	51.351	44.202	127.1	2:52:19.162	
15	43:22.738	...	52.397	40.559	6.5	2:14:48.750	31	2:25.201B	36.797	54.207	54.197	115.9	2:54:44.363	
16	1:56.000	32.077	44.963	38.960	145.1	2:16:44.750	32	5:25.128	3:59.183	46.708	39.237	51.8	3:00:09.491	
17	1:54.776	31.651	44.526	38.599	146.6	2:18:39.526	33	1:58.222	33.528	46.055	38.639	142.4	3:02:07.713	
18	1:54.985	31.905	44.525	38.555	146.4	2:20:34.511	34	1:58.305	33.428	46.225	38.652	142.3	3:04:06.018	
19	1:55.666	31.792	44.712	39.162	145.5	2:22:30.177	35	2:06.385B	34.507	46.081	45.797	133.2	3:06:12.403	
20	1:56.316	32.036	45.126	39.154	144.7	2:24:26.493	36	41:40.903	...	52.874	44.639	6.7	3:47:53.306	
21	1:57.987	33.651	45.412	38.924	142.6	2:26:24.480	37	2:10.612	37.134	51.014	42.464	128.9	3:50:03.918	
22	1:55.154	32.151	44.390	38.613	146.2	2:28:19.634	38	2:08.180	36.129	49.343	42.708	131.3	3:52:12.098	
23	1:54.369	31.497	44.444	38.428	147.2	2:30:14.003	39	2:07.260	36.051	48.813	42.396	132.2	3:54:19.358	
24	1:53.757	31.404	44.372	37.981	147.9	2:32:07.760	40	2:07.276	36.338	49.112	41.826	132.2	3:56:26.634	
25	1:55.109	31.427	45.106	38.576	146.2	2:34:02.869	41	2:06.930	36.280	48.859	41.791	132.6	3:58:33.564	
26	2:07.916B	31.481	44.866	51.569	131.6	2:36:10.785	42	2:14.505B	35.323	48.501	50.681	125.1	4:00:48.069	
27	46:50.278	...	50.020	41.164	6.0	3:23:01.063							130 Adrien Bastide	
28	1:57.789	32.753	45.983	39.053	142.9	3:24:58.852							TDS RACING LMP3	
29	1:55.938	33.063	44.996	37.879	145.2	3:26:54.790	1	10:12.747	8:34.675	55.858	42.214	26.6	10:12.747	
30	1:55.331	31.798	45.745	37.788	145.9	3:28:50.121	2	2:02.835	35.197	47.828	39.810	137.0	12:15.582	
31	1:53.279	31.268	44.344	37.667	148.6	3:30:43.400	3	1:57.171	33.305	45.408	38.458	143.6	14:12.753	
32	1:52.848	31.165	44.072	37.611	149.1	3:32:36.248	4	1:54.020	31.215	44.840	37.965	147.6	16:06.773	
33	1:52.228	31.264	43.709	37.255	150.0	3:34:28.476	5	1:55.097	33.714	44.246	37.137	146.2	18:01.870	
34	1:51.808	30.820	43.878	37.110	150.5	3:36:20.284	6	1:50.771	30.332	43.217	37.222	151.9	19:52.641	
35	1:51.449	30.962	43.392	37.095	151.0	3:38:11.733	7	1:51.816	30.761	43.984	37.071	150.5	21:44.457	
36	1:50.951	30.995	42.904	37.052	151.7	3:40:02.684	8	10:58.283B	31.064	43.110	9:44.109	25.6	32:42.740	
37	1:51.167	31.018	43.081	37.068	151.4	3:41:53.851	9	29:30.883	...	48.633	40.371	9.5	1:02:13.623	
38	2:04.747B	31.264	43.532	49.951	134.9	3:43:58.598	10	1:55.754	33.040	44.883	37.831	145.4	1:04:09.377	
							103 Patri Mas							
							PCR SPORT Ligier							
1	8:35.131	6:52.520	58.212	44.399	31.7	8:35.131	11	1:54.080	31.202	45.525	37.353	147.5	1:06:03.457	
2	2:06.786	38.230	48.093	40.463	132.7	10:41.917	12	1:55.126	31.571	44.549	39.006	146.2	1:07:58.583	
3	2:00.371	34.639	46.355	39.377	139.8	12:42.288	13	2:11.123B	31.341	44.398	55.384	128.4	1:10:09.706	
4	2:07.597B	34.594	46.218	46.785	131.9	14:49.885	14	4:28.956	3:04.322	45.838	38.796	62.6	1:14:38.662	
5	10:12.009	8:43.014	46.299	42.696	27.5	25:01.894	15	1:54.276	31.631	44.637	38.008	147.3	1:16:32.938	
6	2:25.421B	43.036	53.166	49.219	115.7	27:27.315	16	1:52.072	30.749	43.626	37.697	150.2	1:18:25.010	
7	8:22.517	6:57.849	46.087	38.581	33.5	35:49.832	17	1:52.102	30.698	43.551	37.853	150.1	1:20:17.112	
8	1:58.141	33.300	46.362	38.479	142.5	37:47.973	18	1:53.231	31.386	44.116	37.729	148.6	1:22:10.343	
9	1:56.826	33.169	45.515	38.142	144.1	39:44.799	19	1:56.405	31.507	46.246	38.652	144.6	1:24:06.748	
10	2:03.989B	33.518	45.879	44.592	135.7	41:48.788	20	1:57.570	33.852	43.788	39.930	143.1	1:26:04.318	
11	21:16.424	...	53.716	42.804	13.2	1:03:05.212	21	1:50.753	30.779	43.271	36.703	152.0	1:27:55.071	
12	2:07.941	35.482	50.467	41.992	131.5	1:05:13.153	22	1:50.775	30.471	42.914	37.390	151.9	1:29:45.846	
13	5:58.803B	35.712	48.716	4:34.375	46.9	1:11:11.956	23	1:53.771	31.293	45.262	37.216	147.9	1:31:39.617	
14	7:58.249	6:21.917	52.217	44.115	35.2	1:19:10.205	24	2:00.097B	30.586	43.239	46.272	140.1	1:33:39.714	
15	2:10.417	36.606	50.500	43.311	129.0	1:21:20.622	25	21:59.145	...	48.691	39.521	12.8	1:55:38.859	
16	2:08.612	36.468	50.117	42.027	130.9	1:23:29.234	26	1:52.826	31.409	44.172	37.245	149.2	1:57:31.685	
17	2:10.515	36.739	50.488	43.288	129.0	1:25:39.749	27	1:51.941	30.914	43.538	37.489	150.3	1:59:23.626	
18	2:19.565B	37.211	51.569	50.785	120.6	1:27:59.314	28	1:51.126	31.579	42.686	36.861	151.4	2:01:14.752	
19	12:21.602	...	52.964	44.816	22.7	1:40:20.916	29	1:49.948	30.211	43.138	36.599	153.1	2:03:04.700	
20	2:10.489	36.692	50.567	43.230	129.0	1:42:31.405	30	1:49.573	30.176	42.205	37.192	153.6	2:04:54.273	
21	2:09.113	36.170	50.286	42.657	130.4	1:44:40.518	31	1:50.706	30.563	42.973	37.170	152.0	2:06:44.979	
22	7:32.988B	35.634	5:47.514	1:09.840	37.2	1:52:13.506	32	1:50.780	30.804	43.084	36.892	151.9	2:08:35.759	
23	39:45.486	...	55.516	45.485	7.1	2:31:58.992	33	1:59.427B	30.548	43.007	45.872	140.9	2:10:35.186	
24	2:12.764	37.339	51.758	43.667	126.8	2:34:11.756	34	7:04.426	5:39.280	45.924	39.222	39.7	2:17:39.612	
25	2:12.612	37.183	51.694	43.735	126.9	2:36:24.368	35	1:51.840	31.244	43.237	37.359	150.5	2:19:31.452	
26	2:14.689	37.851	53.168	43.670	125.0	2:38:39.057	36	1:50.874	30.734	42.656	37.484	151.8	2:21:22.326	
27	2:22.690B	38.247	52.391	52.052	117.9	2:41:01.747	37	1:49.493	30.410	42.789	36.294	153.7	2:23:11.819	
28	6:49.597	5:11.183	53.661	44.753	41.1	2:47:51.344	38	1:49.921	30.105	42.654	37.162	153.1	2:25:01.740	
29	2:15.375	37.998	52.416	44.961	124.3	2:50:06.719	39	1:49.085	30.208	42.314	36.563	154.3	2:26:50.825	
							40	1:50.863	30.873	43.401	36.589	151.8	2:28:41.688	
							41	1:51.690	30.312	42.733	38.645	150.7	2:30:33.378	



RACING TEST 22 th AUGUST 2022

CIRCUIT DE BARCELONA - CATALUNYA

Day 1 AM

Sector Analysis

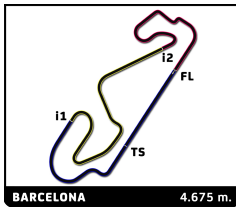
— Invalidated Lap ■ Personal Best ■ Session Best B Crossing the pit lane

Lap	Time	Sector 1	Sector 2	Sector 3	Kph	Elapsed	Lap	Time	Sector 1	Sector 2	Sector 3	Kph	Elapsed
42	1:49.572	30.656	42.230	36.686	153.6	2:32:22.950	14	2:19.494 B	35.511	53.157	50.826	120.7	1:28:29.265
43	2:04.112 B	31.643	44.534	47.935	135.6	2:34:27.062	15	25:53.288	...	50.028	40.562	10.8	1:54:22.553
44	22:46.137	...	48.818	39.750	12.3	2:57:13.199	16	2:02.707	35.068	47.821	39.818	137.2	1:56:25.260
45	1:53.001	32.071	43.631	37.299	148.9	2:59:06.200	17	2:04.047	35.184	47.963	40.900	135.7	1:58:29.307
46	1:50.696	30.774	42.967	36.955	152.0	3:00:56.896	18	2:03.721	35.648	48.080	39.993	136.0	2:00:33.028
47	1:52.401	30.350	43.400	38.651	149.7	3:02:49.297	19	2:02.149	34.552	47.801	39.796	137.8	2:02:35.177
48	1:49.683	30.682	42.075	36.926	153.4	3:04:38.980	20	2:03.749	34.369	47.846	41.534	136.0	2:04:38.926
49	1:51.155	31.887	42.387	36.881	151.4	3:06:30.135	21	2:03.241	34.385	47.223	41.633	136.6	2:06:42.167
50	1:49.360	30.043	42.449	36.868	153.9	3:08:19.495	22	2:02.891	35.480	47.431	39.980	137.0	2:08:45.058
51	1:49.326	30.469	42.331	36.526	153.9	3:10:08.821	23	2:01.967	34.466	47.343	40.158	138.0	2:10:47.025
52	1:58.849 B	29.869	44.286	44.694	141.6	3:12:07.670	24	2:17.618 B	36.124	52.453	49.041	122.3	2:13:04.643
53	9:05.592	7:06.636	45.381	1:13.575	30.8	3:21:13.262	25	:19:53.559	...	51.040	40.595	3.5	3:32:58.202
54	1:56.561	33.256	44.879	38.426	144.4	3:23:09.823	26	2:01.950	35.111	47.384	39.455	138.0	3:35:00.152
55	1:50.415	30.712	42.851	36.852	152.4	3:25:00.238	27	2:01.723	34.512	47.714	39.497	138.3	3:37:01.875
56	1:49.893	31.253	42.223	36.417	153.1	3:26:50.131	28	1:59.595	33.834	46.520	39.241	140.7	3:39:01.470
57	1:47.120	29.756	41.343	36.021	157.1	3:28:37.251	29	1:59.766	33.789	46.502	39.475	140.5	3:41:01.236
58	1:48.272	29.802	41.370	37.100	155.4	3:30:25.523	30	2:00.355	34.057	46.752	39.546	139.8	3:43:01.591
59	1:49.974	29.969	41.704	38.301	153.0	3:32:15.497	31	2:02.391	34.348	46.884	41.159	137.5	3:45:03.982
60	1:55.504 B	30.177	42.365	42.962	145.7	3:34:11.001	32	2:01.387	34.209	47.044	40.134	138.6	3:47:05.369
							33	2:08.896 B	33.731	46.833	48.332	130.6	3:49:14.265
							34	3:54.915	2:28.136	46.981	39.798	71.6	3:53:09.180
							35	2:01.671	33.595	47.018	41.058	138.3	3:55:10.851
							36	2:01.267	33.745	47.491	40.031	138.8	3:57:12.118
							37	2:01.424	34.066	47.227	40.131	138.6	3:59:13.542
							38	2:25.466 B	36.746	52.969	55.751	115.7	4:01:39.008

221 VIRAGE						
TEAM VIRAGE			LMP3 Ligier			
1	:40:56.271	...	47.144	37.784	2.7	1:40:56.271
2	1:49.945	30.418	43.214	36.313	153.1	1:42:46.216
3	2:06.257 B	32.191	47.665	46.401	133.3	1:44:52.473
4	20:47.685	...	44.487	37.015	13.5	2:05:40.158
5	1:49.441	30.219	42.654	36.568	153.8	2:07:29.599
6	1:47.234	30.130	41.827	35.277	156.9	2:09:16.833
7	1:46.490	29.587	41.605	35.298	158.0	2:11:03.323
8	1:51.553 B	29.530	41.706	40.317	150.9	2:12:54.876
9	49:19.016	...	45.826	36.636	5.7	3:02:13.892
10	1:48.761	29.982	43.268	35.511	154.7	3:04:02.653
11	1:47.838	30.286	41.421	36.131	156.1	3:05:50.491
12	1:45.660	29.413	41.281	34.966	159.3	3:07:36.151
13	2:06.689 B	29.161	44.120	53.408	132.8	3:09:42.840
14	11:10.275	9:46.199	47.678	36.398	25.1	3:20:53.115
15	1:46.657	30.405	41.149	35.103	157.8	3:22:39.772
16	1:45.127	29.513	40.863	34.751	160.1	3:24:24.899
17	1:44.901	29.399	40.921	34.581	160.4	3:26:09.800
18	1:44.970	29.227	40.693	35.050	160.3	3:27:54.770
19	1:52.591 B	29.165	40.892	42.534	149.5	3:29:47.361

993 rc2 -2 BLACK						
RC2 JUNIOR TEAM			Audi TCR			
1	56:23.085	...	52.136	42.315	4.8	56:23.085
2	2:12.824	38.779	50.138	43.907	126.7	58:35.909
3	2:08.978	36.868	51.057	41.053	130.5	1:00:44.887
4	2:07.194	36.237	50.343	40.614	132.3	1:02:52.081
5	2:42.081 B	35.648	1:09.385	57.048	103.8	1:05:34.162
6	3:56.532 B	2:11.110	49.076	56.346	71.2	1:09:30.694
7	4:17.473	2:48.273	48.721	40.479	65.4	1:13:48.167
8	2:03.818	35.278	48.527	40.013	135.9	1:15:51.985
9	2:03.931	35.190	48.452	40.289	135.8	1:17:55.916
10	2:03.581	35.221	48.346	40.014	136.2	1:19:59.497
11	2:02.514	34.439	47.640	40.435	137.4	1:22:02.011
12	2:03.053	34.532	48.036	40.485	136.8	1:24:05.064
13	2:04.707	35.937	48.545	40.225	135.0	1:26:09.771

997 baporo 1						
BAPORO						
1	37:59.112	...	53.907	43.073	7.2	37:59.112
2	2:11.100	36.799	53.096	41.205	128.4	40:10.212
3	42:22.693	36.312	57.384	...	6.6	1:22:32.905
4	2:06.634	35.412	48.887	42.335	132.9	1:24:39.539
5	2:01.074	34.326	47.003	39.745	139.0	1:26:40.613
6	2:00.254	33.434	46.908	39.912	140.0	1:28:40.867
7	2:00.022	33.298	46.622	40.102	142.0	1:30:40.889
8	1:59.741	33.432	46.430	39.879	140.6	1:32:40.630
9	2:01.230	33.312	47.677	40.241	138.8	1:34:41.860
10	22:42.112	33.070	46.128	...	12.4	1:57:23.972
11	1:57.334	33.066	45.404	38.864	143.4	1:59:21.306
12	15:04.525	34.046	45.906	...	18.6	2:14:25.831
13	2:01.184	34.153	47.074	39.957	138.9	2:16:27.015
14	1:58.007	32.929	46.300	38.778	142.6	2:18:25.022
15	1:57.036	32.617	45.508	38.911	143.8	2:20:22.058
16	1:58.310	33.284	45.884	39.142	142.3	2:22:20.368
17	1:57.190	32.814	45.548	38.828	143.6	2:24:17.558
18	14:58.216	33.558	48.668	...	18.7	2:39:15.774
19	2:01.959	35.198	46.771	39.990	138.0	2:41:17.733
20	1:58.025	33.667	45.373	38.985	142.6	2:43:15.758
21	1:55.600	32.336	45.035	38.229	145.6	2:45:11.358
22	2:14.289 B	32.389	44.652	57.248	125.3	2:47:25.647
23	11:22.547	9:51.430	49.712	41.405	24.7	2:58:48.194
24	2:01.478	33.895	47.399	40.184	138.5	3:00:49.672
25	2:01.987	33.347	46.854	41.786	138.0	3:02:51.659
26	1:58.760	33.107	46.207	39.446	141.7	3:04:50.419
27	2:01.371	33.643	47.290	40.438	138.7	3:06:51.790
28	1:58.416	33.086	46.132	39.198	142.1	3:08:50.206
29	1:59.059	32.921	46.068	40.070	141.4	3:10:49.265



RACING TEST 22 th AUGUST 2022

CIRCUIT DE BARCELONA - CATALUNYA

Day 1 AM

Sector Analysis

— Invalidated Lap ■ Personal Best ■ Session Best **B** Crossing the pit lane

Lap	Time	Sector 1	Sector 2	Sector 3	Kph	Elapsed	Lap	Time	Sector 1	Sector 2	Sector 3	Kph	Elapsed
30	2:01.451	32.919	48.685	39.847	138.6	3:12:50.716							
31	1:57.826	32.756	45.802	39.268	142.8	3:14:48.542							
32	16:14.990	34.464	50.638	...	17.3	3:31:03.532							
33	2:01.009	33.123	46.181	41.705	139.1	3:33:04.541							
34	2:02.642	32.936	50.027	39.679	137.2	3:35:07.183							
35	2:00.733	33.301	47.242	40.190	139.4	3:37:07.916							
36	8:06.556	33.005	48.674	6:44.877	34.6	3:45:14.472							
37	1:59.430	33.922	46.132	39.376	140.9	3:47:13.902							
38	1:57.660	32.848	45.889	38.923	143.0	3:49:11.562							
39	1:58.200	32.954	46.115	39.131	142.4	3:51:09.762							

999
volcano 1

VOLCANO MOTORSPORT

Cupra Leon TCR

1	40:13.717	...	57.892	43.743	6.8	40:13.717							
2	2:05.459	35.801	49.151	40.507	134.1	42:19.176							
3	2:22.726 B	38.680	49.134	54.912	117.9	44:41.902							
4	4:26.019	2:56.391	48.372	41.256	63.3	49:07.921							
5	2:02.707	34.277	48.046	40.384	137.2	51:10.628							
6	2:01.597	33.808	47.910	39.879	138.4	53:12.225							
7	2:00.666	33.720	47.251	39.695	139.5	55:12.891							
8	2:02.264	33.406	48.579	40.279	137.7	57:15.155							
9	2:35.472 B	41.219	58.684	55.569	108.3	59:50.627							
10	39:17.992 B	...	48.460	50.112	7.1	1:39:08.619							
11	2:55.931	1:29.707	47.100	39.124	95.7	1:42:04.550							
12	1:59.348	33.871	46.214	39.263	141.0	1:44:03.898							
13	2:06.795	36.586	49.490	40.719	132.7	1:46:10.693							
14	2:24.885 B	41.404	49.731	53.750	116.2	1:48:35.578							
15	6:09.032	4:42.367	47.470	39.195	45.6	1:54:44.610							
16	2:00.042	33.687	46.604	39.751	140.2	1:56:44.652							
17	1:59.590	33.668	46.810	39.112	140.7	1:58:44.242							
18	2:01.739	35.562	47.118	39.059	138.2	2:00:45.981							
19	1:59.289	33.338	46.752	39.199	141.1	2:02:45.270							
20	2:24.800 B	40.277	46.282	58.241	116.2	2:05:10.070							
21	40:38.930 B	...	48.173	48.691	6.9	2:45:49.000							
22	4:00.608	2:35.148	46.601	38.859	69.9	2:49:49.608							
23	1:58.232	33.460	46.074	38.698	142.3	2:51:47.840							
24	1:58.688	33.775	45.806	39.107	141.8	2:53:46.528							
25	1:58.782	33.284	46.353	39.145	141.7	2:55:45.310							
26	1:58.709	33.332	46.250	39.127	141.8	2:57:44.019							
27	1:58.850	33.231	45.963	39.656	141.6	2:59:42.869							
28	1:59.598	33.782	46.215	39.601	140.7	3:01:42.467							
29	1:58.997	33.762	46.094	39.141	141.4	3:03:41.464							
30	2:01.618	33.856	46.602	41.160	138.4	3:05:43.082							
31	2:13.258	34.196	55.878	43.184	126.3	3:07:56.340							
32	2:15.273 B	34.665	49.249	51.359	124.4	3:10:11.613							