

# RACING TRACK DAYS 13th & 14th SEPT

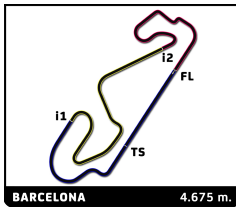
## CIRCUIT DE BARCELONA - CATALUNYA

### Grupo B - Session 1

### Sector Analysis

— Invalidated Lap    ■ Personal Best    ■ Session Best    B Crossing the pit lane

Lap	Time	Sector 1	Sector 2	Sector 3	Kph	Elapsed	Lap	Time	Sector 1	Sector 2	Sector 3	Kph	Elapsed	
<b>7</b>	<b>Timoteusz Kucharczyk</b> Polish							12	1:50.299	31.712	42.709	35.878	152.6	36:27.488
	MP Motorsport Tatuus F4-T421							13	1:50.251	31.532	42.395	36.324	152.7	38:17.739
1	5:48.926	4:19.854	49.116	39.956	46.8	5:48.926	14	1:49.365	31.537	42.351	35.477	153.9	40:07.104	
2	1:55.800	34.335	44.506	36.959	145.3	7:44.726	15	<b>1:48.895</b>	<b>31.459</b>	<b>42.036</b>	<b>35.400</b>	154.6	41:55.999	
3	1:50.965	32.158	42.870	35.937	151.7	9:35.691	16	1:56.614	31.628	42.260	42.726	144.3	43:52.613	
4	1:49.604	31.960	42.195	35.449	153.6	11:25.295	17	1:56.373 B	33.455	42.627	40.291	144.6	45:48.986	
5	1:48.719	31.469	42.006	35.244	154.8	13:14.014								
6	1:48.904	31.458	42.128	35.318	154.5	15:02.918								
7	<b>1:48.435</b>	31.347	<b>41.898</b>	<b>35.190</b>	155.2	16:51.353								
8	1:49.127	<b>31.345</b>	42.159	35.623	154.2	18:40.480								
9	1:53.968 B	31.421	42.662	39.885	147.7	20:34.448								
10	15:42.683	...	44.528	36.690	17.9	36:17.131								
11	1:50.537	32.042	42.788	35.707	152.3	38:07.668								
12	1:49.612	31.629	42.290	35.693	153.5	39:57.280								
13	1:49.164	31.624	42.169	35.371	154.2	41:46.444								
14	1:49.213	31.610	42.214	35.389	154.1	43:35.657								
15	1:48.943	31.470	42.111	35.362	154.5	45:24.600								
16	1:49.887	31.518	42.305	36.064	153.2	47:14.487								
17	1:49.268	31.635	42.286	35.347	154.0	49:03.755								
18	1:55.111 B	31.542	42.325	41.244	146.2	50:58.866								
19	2:58.948 B	1:35.903	43.077	39.968	94.0	53:57.814								
<b>11</b>	<b>Bruno del Pino Ventos</b> Spanish							14	1:50.299	31.712	42.709	35.878	152.6	36:27.488
	Drivex Tatuus F4-T421							15	1:50.251	31.532	42.395	36.324	152.7	38:17.739
1	2:16.711	48.965	49.191	38.555	119.3	2:16.711	16	1:49.365	31.537	42.351	35.477	153.9	40:07.104	
2	1:55.195	34.134	44.231	36.830	146.1	4:11.906	17	<b>1:48.895</b>	<b>31.459</b>	<b>42.036</b>	<b>35.400</b>	154.6	41:55.999	
3	1:53.526	32.216	43.348	37.962	148.2	6:05.432	18	1:56.614	31.628	42.260	42.726	144.3	43:52.613	
4	1:51.217	31.977	42.998	36.242	151.3	7:56.649	19	1:56.373 B	33.455	42.627	40.291	144.6	45:48.986	
5	1:50.155	31.847	42.653	35.655	152.8	9:46.804								
6	1:50.188	31.688	42.780	35.720	152.7	11:36.992								
7	1:49.977	31.726	42.478	35.773	153.0	13:26.969								
8	1:50.220	31.724	42.590	35.906	152.7	15:17.189								
9	1:55.551 B	31.748	42.501	41.302	145.6	17:12.740								
10	15:29.754	...	52.192	38.239	18.1	32:42.494								
11	1:53.175	33.936	43.274	35.965	148.7	34:35.669								
12	1:49.208	31.718	42.313	35.177	154.1	36:24.877								
13	1:48.664	31.342	42.085	35.237	154.9	38:13.541								
14	1:48.467	31.269	42.067	35.131	155.2	40:02.008								
15	1:48.438	31.276	41.995	35.167	155.2	41:50.446								
16	<b>1:48.169</b>	31.280	<b>41.911</b>	<b>34.978</b>	155.6	43:38.615								
17	1:48.341	<b>31.158</b>	41.965	35.218	155.3	45:26.956								
18	1:52.970 B	31.246	41.951	39.773	149.0	47:19.926								
<b>13</b>	<b>Daniel Nogales</b> Spanish							16	1:50.415	32.226	42.600	35.589	152.4	35:25.229
	Drivex Tatuus F4-T421							17	1:49.342	31.504	42.234	35.604	153.9	37:14.571
1	3:23.327	1:53.918	50.909	38.500	80.2	3:23.327	18	1:49.431	31.624	42.374	35.433	153.8	39:04.002	
2	1:55.976	35.216	44.221	36.539	145.1	5:19.303	19	1:49.208	31.510	42.205	35.493	154.1	40:53.210	
3	1:52.144	32.180	43.913	36.051	150.1	7:11.447	20	1:49.272	31.540	42.379	35.353	154.0	42:42.482	
4	1:51.057	31.862	43.144	36.051	151.5	9:02.504	1	<b>1:48.898</b>	31.446	42.165	<b>35.287</b>	154.5	44:31.380	
5	1:50.426	31.928	42.761	35.737	152.4	10:52.930	2	1:49.171	<b>31.420</b>	42.334	35.417	154.2	46:20.551	
6	1:50.726	31.744	43.304	35.678	152.0	12:43.656	3	2:01.217 B	33.280	43.917	44.020	138.8	48:21.768	
7	1:50.201	31.835	42.707	35.659	152.7	14:33.857								
8	1:51.456	32.206	42.943	36.307	151.0	16:25.313								
9	1:56.220 B	31.832	42.661	41.727	144.8	18:21.533								
10	14:23.042	...	50.286	38.730	19.5	32:44.575								
11	1:52.614	33.304	43.450	35.860	149.4	34:37.189								
<b>23</b>	<b>Kirill Smal</b> Kyrgyzstan							2	1:59.356	35.211	47.248	36.897	141.0	7:35.110
	MP Motorsport Tatuus F4-T421							3	1:51.023	32.061	42.995	35.967	151.6	9:26.133
1	5:38.112	4:08.257	50.394	39.461	48.2	5:38.112	4	1:49.518	31.674	42.286	35.558	153.7	11:15.651	
2	1:59.630	34.624	46.921	38.085	140.7	7:37.742	5	1:49.095	31.454	<b>42.101</b>	35.540	154.3	13:04.746	
3	1:52.183	32.139	43.923	36.121	150.0	9:29.925	6	1:52.937	33.233	43.737	35.967	149.0	14:57.683	
4	1:50.450	31.857	42.771	35.822	152.4	11:20.375	7	1:51.411	32.212	43.293	35.906	151.1	16:49.094	
5	1:50.081	31.753	42.640	35.688	152.9	13:10.456	8	1:48.949	31.476	42.165	35.308	154.5	18:38.043	
6	1:54.612	33.974	44.318	36.320	146.8	15:05.068	9	2:03.977 B	32.559	44.273	47.145	135.8	20:42.020	
7	1:50.305	32.009	42.481	35.815	152.6	16:55.373	10	12:52.794	...	44.940	36.250	21.8	33:34.814	
8	1:49.573	31.552	42.501	35.520	153.6	18:44.946	11	1:50.415	32.226	42.600	35.589	152.4	35:25.229	
9	1:49.194	31.450	<b>42.213</b>	35.531	154.1	20:34.140	12	1:49.342	31.504	42.234	35.604	153.9	37:14.571	
10	2:14.820 B	40.763	47.180	46.877	124.8	22:48.960	13	1:49.431	31.624	42.374	35.433	153.8	39:04.002	
11	15:22.861	...	46.549	37.118	18.2	38:11.821	14	1:49.208	31.510	42.205	35.493	154.1	40:53.210	
12	2:02.364	33.391	52.173	36.800	137.5	40:14.185	15	1:49.272	31.540	42.379	35.353	154.0	42:42.482	
13	1:50.439	31.947	42.657	35.835	152.4	42:04.624	16	<b>1:48.898</b>	31.446	42.165	<b>35.287</b>	154.5	44:31.380	
14	1:50.117	31.825	42.463	35.829	152.8	43:54.741	17	1:49.171	<b>31.420</b>	42.334	35.417	154.2	46:20.551	
15	1:55.365	36.024	43.755	35.586	145.9	45:50.106	18	2:01.217 B	33.280	43.917	44.020	138.8	48:21.768	
16	<b>1:49.145</b>	<b>31.429</b>	42.263	<b>35.453</b>	154.2	47:39.251								
17	1:52.777	32.846	44.040	35.891	149.2	49:32.028								
18	1:49.605	31.638	42.375	35.592	153.6	51:21.633								
19	1:49.473	31.556	42.359	35.558	153.7	53:11.106								
20	2:20.847 B	34.342	56.929	49.576	119.5	55:31.953								
<b>24</b>	<b>Miron Pingasov</b> Spanish							1	5:46.317 B	4:11.995	49.501	44.821	47.1	5:46.317
	MP Motorsport Tatuus F4-T421							2	4:09.227	2:45.793	46.115	37.319	67.5	9:55.544
1	5:46.317 B	4:11.995	49.501	44.821	47.1	5:46.317	3	1:54.340	33.385	44.276	36.679	147.2	11:49.884	
2	4:09.227	2:45.793	46.115	37.319	67.5	9:55.544	4	1:50.627	32.116	42.940	35.571	152.1	13:40.511	
3	1:54.340	33.385	44.276	36.679	147.2	11:49.884								
4	1:50.627	32.116	42.940	35.571	152.1	13:40.511								



# RACING TRACK DAYS 13th & 14th SEPT

## CIRCUIT DE BARCELONA - CATALUNYA

### Grupo B - Session 1

### Sector Analysis

— Invalidated Lap    ■ Personal Best    ■ Session Best    B Crossing the pit lane

Lap	Time	Sector 1	Sector 2	Sector 3	Kph	Elapsed	Lap	Time	Sector 1	Sector 2	Sector 3	Kph	Elapsed
5	1:49.752	31.679	42.550	35.523	153.3	15:30.263	18	1:48.923	31.464	42.129	35.330	154.5	47:31.321
6	1:49.283	31.647	42.187	35.449	154.0	17:19.546	19	1:59.641 B	33.514	43.821	42.306	140.7	49:30.962
7	1:49.382	<b>31.521</b>	42.079	35.782	153.9	19:08.928	<b>35 Sebastian Gravlund</b> Danish						
8	<b>1:49.240</b>	31.585	42.210	35.445	154.1	20:58.168	MP Motorsport Tatuus F4-T421						
9	1:53.995 B	31.599	<b>42.060</b>	40.336	147.6	22:52.163	1	5:39.016	4:11.948	47.606	39.462	48.1	5:39.016
10	12:35.318	...	45.723	35.867	22.3	35:27.481	2	1:56.922	34.079	45.483	37.360	143.9	7:35.938
11	1:49.466	31.730	42.345	<b>35.391</b>	153.7	37:16.947	3	1:52.094	32.311	43.296	36.487	150.1	9:28.032
12	1:49.793	31.748	42.560	35.485	153.3	39:06.740	4	1:51.018	32.046	42.756	36.216	151.6	11:19.050
13	1:49.727	31.609	42.418	35.700	153.4	40:56.467	5	1:50.682	31.861	43.018	35.803	152.1	13:09.732
14	1:49.662	31.660	42.448	35.554	153.5	42:46.129	6	1:50.234	31.853	42.510	35.871	152.7	14:59.966
15	1:50.081	31.632	42.831	35.618	152.9	44:36.210	7	1:50.351	31.854	42.774	35.723	152.5	16:50.317
16	1:49.434	31.577	42.393	35.464	153.8	46:25.644	8	<b>1:49.919</b>	31.828	42.453	35.638	153.1	18:40.236
17	1:49.480	31.656	42.293	35.531	153.7	48:15.124	9	1:57.518 B	32.124	42.900	42.494	143.2	20:37.754
18	1:54.154 B	31.739	42.532	39.883	147.4	50:09.278	10	17:19.450	...	43.701	36.205	16.2	37:57.204
19	2:23.807 B	1:00.993	43.112	39.702	117.0	52:33.085	11	1:52.773	32.605	43.374	36.794	149.2	39:49.977

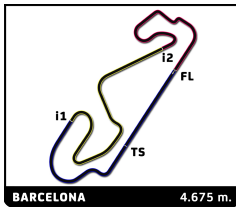
<b>26 M Shin</b>		Tatuus F4-T421										
GRS Team												
1	2:40.987	1:13.155	49.444	38.388	101.3	2:40.987						
2	1:55.383	33.408	45.273	36.702	145.9	4:36.370						
3	1:52.768	32.607	43.565	36.596	149.2	6:29.138						
4	1:51.072	32.057	42.899	36.116	151.5	8:20.210						
5	1:50.302	31.759	42.792	35.751	152.6	10:10.512						
6	1:50.321	31.754	42.731	35.836	152.6	12:00.833						
7	1:50.064	31.871	42.479	35.714	152.9	13:50.897						
8	1:53.041	32.910	43.273	36.858	148.9	15:43.938						
9	1:50.075	31.803	42.650	<b>35.622</b>	152.9	17:34.013						
10	2:07.802 B	32.756	44.524	50.522	131.7	19:41.815						
11	19:30.968	...	44.195	36.524	14.4	39:12.783						
12	1:50.329	31.869	42.531	35.929	152.5	41:03.112						
13	1:50.140	31.706	42.555	35.879	152.8	42:53.252						
14	1:54.675	33.946	44.345	36.384	146.8	44:47.927						
15	1:50.093	31.723	42.525	35.845	152.9	46:38.020						
16	1:50.208	31.799	42.636	35.773	152.7	48:28.228						
17	1:50.277	<b>31.615</b>	42.480	36.182	152.6	50:18.505						
18	<b>1:49.910</b>	31.695	<b>42.412</b>	35.803	153.1	52:08.415						
19	2:05.707 B	32.096	47.173	46.438	133.9	54:14.122						

<b>30 Gael Julien</b>		Tatuus F4-T421										
Drivex		French										
1	2:17.933	49.588	49.740	38.605	118.3	2:17.933						
2	1:57.202	34.865	44.348	37.989	143.6	4:15.135						
3	1:52.576	32.448	43.921	36.207	149.5	6:07.711						
4	1:51.081	32.005	42.884	36.192	151.5	7:58.792						
5	1:51.048	32.071	42.888	36.089	151.6	9:49.840						
6	1:50.486	31.842	42.883	35.761	152.3	11:40.326						
7	1:50.108	31.764	42.697	35.647	152.8	13:30.434						
8	1:49.887	31.739	42.542	35.606	153.2	15:20.321						
9	1:58.129 B	31.715	42.546	43.868	142.5	17:18.450						
10	15:27.219	...	51.234	43.095	18.2	32:45.669						
11	1:53.670	33.218	44.093	36.359	148.1	34:39.339						
12	1:49.452	31.660	42.350	35.442	153.8	36:28.791						
13	1:50.349	31.435	42.165	36.749	152.5	38:19.140						
14	1:48.963	31.399	42.205	35.359	154.5	40:08.103						
15	1:48.739	<b>31.305</b>	42.171	35.263	154.8	41:56.842						
16	1:56.851	31.327	44.933	40.591	144.0	43:53.693						
17	<b>1:48.705</b>	31.401	<b>42.121</b>	<b>35.183</b>	154.8	45:42.398						

<b>35 Sebastian Gravlund</b>		Tatuus F4-T421										
MP Motorsport		Danish										
1	5:39.016	4:11.948	47.606	39.462	48.1	5:39.016						
2	1:56.922	34.079	45.483	37.360	143.9	7:35.938						
3	1:52.094	32.311	43.296	36.487	150.1	9:28.032						
4	1:51.018	32.046	42.756	36.216	151.6	11:19.050						
5	1:50.682	31.861	43.018	35.803	152.1	13:09.732						
6	1:50.234	31.853	42.510	35.871	152.7	14:59.966						
7	1:50.351	31.854	42.774	35.723	152.5	16:50.317						
8	<b>1:49.919</b>	31.828	42.453	35.638	153.1	18:40.236						
9	1:57.518 B	32.124	42.900	42.494	143.2	20:37.754						
10	17:19.450	...	43.701	36.205	16.2	37:57.204						
11	1:52.773	32.605	43.374	36.794	149.2	39:49.977						
12	1:50.852	32.045	42.847	35.960	151.8	41:40.829						
13	1:50.020	31.899	42.516	<b>35.605</b>	153.0	43:30.849						
14	1:50.713	31.841	<b>42.344</b>	36.528	152.0	45:21.562						
15	1:53.369	31.975	<b>44.144</b>	37.250	148.5	47:14.931						
16	1:50.667	31.893	42.801	35.973	152.1	49:05.598						
17	1:50.013	<b>31.753</b>	42.634	35.626	153.0	50:55.611						
18	2:01.569 B	32.517	46.084	42.968	138.4	52:57.180						

<b>49 Drivex FRECA</b>		Tatuus F4-T421										
Drivex		Danish										
1	3:45.725 B	1:52.182	57.523	56.020	72.3	3:45.725						
2	8:41.614	7:05.729	53.063	42.822	32.3	12:27.339						
3	2:04.024	36.062	48.054	39.908	135.7	14:31.363						
4	1:59.292	34.988	45.887	38.417	141.1	16:30.655						
5	1:57.283	33.341	45.206	38.736	143.5	18:27.938						
6	1:54.339	32.656	44.387	37.296	147.2	20:22.277						
7	1:54.033	32.702	43.988	37.343	147.6	22:16.310						
8	1:53.038	32.616	43.720	36.702	148.9	24:09.348						
9	1:52.268	32.050	43.469	36.749	149.9	26:01.616						
10	2:03.306 B	32.241	43.819	47.246	136.5	28:04.922						
11	8:17.390	6:51.885	47.452	38.053	33.8	36:22.312						
12	2:00.240	32.867	45.448	41.925	140.0	38:22.552						
13	1:55.177	32.782	43.869	38.526	146.1	40:17.729						
14	1:53.875	32.343	43.446	38.086	147.8	42:11.604						
15	1:52.128	32.109	43.504	36.515	150.1	44:03.732						
16	<b>1:51.311</b>	<b>31.683</b>	<b>43.260</b>	<b>36.368</b>	151.2	45:55.043						
17	2:01.835 B	31.911	43.562	46.362	138.1	47:56.878						

<b>51 Christian Ho</b>		Tatuus F4-T421										
MP Motorsport		Singaporean										
1	5:38.563	4:14.185	46.656	37.722	48.2	5:38.563						
2	1:53.398	33.024	44.182	36.192	148.4	7:31.961						
3	1:50.830	32.124	43.008	35.698	151.9	9:22.791						
4	1:49.801	31.876	42.509	35.416	153.3	11:12.592						
5	1:49.376	31.582	42.366	35.428	153.9	13:01.968						
6	<b>1:49.019</b>	31.612	<b>42.046</b>	<b>35.361</b>	154.4	14:50.987						
7	2:09.176	<b>31.528</b>	59.722	37.926	130.3	17:00.163						
8	1:49.237	31.635	42.207	35.395	154.1	18:49.400						
9	1:55.717 B	31.725	42.113	41.879	145.4	20:45.117						
10	13:04.052	...	43.770	35.652	21.5	33:49.169						
11	1:49.932	31.881	42.501	35.550	153.1	35:39.101						



# RACING TRACK DAYS 13th & 14th SEPT

## CIRCUIT DE BARCELONA - CATALUNYA

### Grupo B - Session 1

### Sector Analysis

— Invalidated Lap    ■ Personal Best    ■ Session Best    B Crossing the pit lane

Lap	Time	Sector 1	Sector 2	Sector 3	Kph	Elapsed	Lap	Time	Sector 1	Sector 2	Sector 3	Kph	Elapsed
12	1:49.908	31.721	42.610	35.577	153.1	37:29.009	4	1:50.635	31.996	42.662	35.977	152.1	7:57.418
13	1:49.862	31.749	42.384	35.729	153.2	39:18.871	5	1:54.951	31.842	42.606	40.503	146.4	9:52.369
14	1:49.788	31.770	42.438	35.580	153.3	41:08.659	6	1:50.021	31.867	42.419	35.735	153.0	11:42.390
15	1:59.609	31.719	50.510	37.380	140.7	43:08.268	7	1:49.646	31.631	42.364	35.651	153.5	13:32.036
16	1:49.572	31.715	42.379	35.478	153.6	44:57.840	8	1:49.357	31.549	42.218	35.590	153.9	15:21.393
17	1:57.692 B	31.741	42.427	43.524	143.0	46:55.532	9	1:50.179	31.564	42.453	36.162	152.8	17:11.572

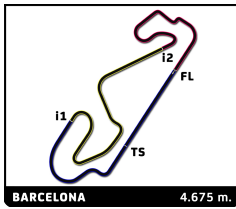
55 Valerio Rinicella							Italian						
MP Motorsport							Tatuus F4-T421						
1	5:33.377	4:04.872	49.867	38.638	48.9	5:33.377							
2	1:54.453	34.357	44.035	36.061	147.0	7:27.830							
3	1:50.323	32.032	42.624	35.667	152.6	9:18.153							
4	1:49.692	31.768	42.460	35.464	153.4	11:07.845							
5	1:49.539	31.745	42.383	35.411	153.6	12:57.384							
6	1:49.333	31.712	42.418	35.203	153.9	14:46.717							
7	1:49.570	31.615	42.150	35.805	153.6	16:36.287							
8	1:49.128	31.547	42.131	35.450	154.2	18:25.415							
9	1:55.119 B	31.547	42.102	41.470	146.2	20:20.534							
10	12:42.600	...	42.822	35.549	22.1	33:03.134							
11	1:49.686	31.761	42.457	35.468	153.4	34:52.820							
12	1:49.367	31.510	42.335	35.522	153.9	36:42.187							
13	1:49.407	31.736	42.223	35.448	153.8	38:31.594							
14	1:49.083	31.563	42.160	35.360	154.3	40:20.677							
15	1:49.538	31.453	42.333	35.752	153.6	42:10.215							
16	1:49.459	31.501	42.425	35.533	153.8	43:59.674							
17	1:49.465	31.473	42.354	35.638	153.7	45:49.139							
18	1:57.081 B	33.249	42.595	41.237	143.7	47:46.220							

72 Marcos Flack							Australian						
GRS Team							Tatuus F4-T421						
1	2:18.248	52.348	47.362	38.538	118.0	2:18.248							
2	1:54.574	33.719	44.078	36.777	146.9	4:12.822							
3	1:51.220	32.079	43.045	36.096	151.3	6:04.042							
4	1:50.063	31.821	42.928	35.314	152.9	7:54.105							
5	1:51.206	32.147	43.128	35.931	151.3	9:45.311							
6	1:49.732	31.756	42.501	35.475	153.4	11:35.043							
7	1:49.135	31.647	42.075	35.413	154.2	13:24.178							
8	1:49.058	31.493	42.139	35.426	154.3	15:13.236							
9	1:49.661	31.501	42.697	35.463	153.5	17:02.897							
10	1:48.106	31.402	42.056	34.648	155.7	18:51.003							
11	1:55.872 B	31.384	41.835	42.653	145.2	20:46.875							
12	19:29.631	...	43.015	35.984	14.4	40:16.506							
13	1:49.478	31.937	42.184	35.357	153.7	42:05.984							
14	1:49.293	31.529	42.286	35.478	154.0	43:55.277							
15	1:51.855	31.957	43.821	36.077	150.5	45:47.132							
16	1:49.143	31.545	42.264	35.334	154.2	47:36.275							
17	1:49.126	31.526	42.174	35.426	154.2	49:25.401							
18	1:49.334	31.543	42.163	35.628	153.9	51:14.735							
19	1:49.336	31.637	42.264	35.435	153.9	53:04.071							
20	1:48.883	31.496	42.109	35.278	154.6	54:52.954							
21	1:48.730	31.448	42.033	35.249	154.8	56:41.684							

77 Ricardo Escotto							Mexican						
CRAM Pinnacle							Tatuus F4-T421						
1	2:08.886	42.225	47.234	39.427	126.6	2:08.886							
2	2:05.674	35.037	46.400	44.237	133.9	4:14.560							
3	1:52.223	32.824	43.026	36.373	150.0	6:06.783							

79 Marcogiannis Georgis							Greek						
CRAM Pinnacle							Tatuus F4-T421						
1	2:20.750	46.030	53.465	41.255	115.9	2:20.750							
2	2:13.369 B	37.410	47.813	48.146	126.2	4:34.119							
3	9:51.858 B	8:15.421	47.782	48.655	28.4	14:25.977							
4	11:06.521	9:44.901	44.633	36.987	25.3	25:32.498							
5	1:52.274	32.506	43.233	36.535	149.9	27:24.772							
6	1:51.559	32.000	43.177	36.382	150.9	29:16.331							
7	1:51.289	31.959	43.068	36.262	151.2	31:07.620							
8	1:50.778	32.001	42.779	35.998	151.9	32:58.398							
9	1:50.751	31.796	43.005	35.950	152.0	34:49.149							
10	1:50.408	31.662	42.609	36.137	152.4	36:39.557							
11	2:01.888 B	31.767	42.701	47.420	138.1	38:41.445							
12	9:38.259	8:09.716	51.418	37.125	29.1	48:19.704							
13	2:01.735	33.400	45.564	42.771	138.3	50:21.439							
14	1:49.986	31.838	42.478	35.670	153.0	52:11.425							
15	1:49.742	31.611	42.501	35.630	153.4	54:01.167							
16	1:49.436	31.421	42.380	35.635	153.8	55:50.603							

99 Daniel Mavlyutov							British						
GRS Team							Tatuus F4-T421						
1	4:48.303	3:12.655	54.192	41.456	56.6	4:48.303							
2	2:03.205	35.713	48.668	38.824	136.6	6:51.508							
3	2:00.542	34.373	47.881	38.288	139.6	8:52.050							
4	1:58.043	33.488	46.808	37.747	142.6	10:50.093							
5	1:55.917	33.274	45.310	37.333	145.2	12:46.010							
6	1:55.763	33.062	44.746	37.955	145.4	14:41.773							
7	1:56.021	32.968	44.875	38.178	145.1	16:37.794							
8	1:55.523	32.928	45.217	37.378	145.7	18:33.317							
9	1:54.742	32.808	44.846	37.088	146.7	20:28.059							
10	2:06.939 B	32.747	44.368	49.824	132.6	22:34.998							
11	22:05.143	...	48.515	38.062	12.7	44:40.141							
12	1:56.366	33.099	46.090	37.177	144.6	46:36.507							
13	1:55.726	33.335	45.287	37.104	145.4	48:32.233							
14	1:54.301	32.849	44.457	36.995	147.2	50:26.534							
15	1:53.367	32.708	44.034	36.625	148.5	52:19.901							
16	1:52.569	32.445	43.622	36.502	149.5	54:12.470							



**RACING TRACK DAYS 13th & 14th SEPTE**  
**CIRCUIT DE BARCELONA - CATALUNYA**  
 Grupo B - Session 1

Sector Analysis

— Invalidated Lap    ■ Personal Best    ■ Session Best    B Crossing the pit lane

Lap	Time	Sector 1	Sector 2	Sector 3	Kph	Elapsed	Lap	Time	Sector 1	Sector 2	Sector 3	Kph	Elapsed
17	1:52.514	32.267	43.583	36.664	149.6	56:04.984							