

RACING TRACK DAYS 13th & 14th SEPT

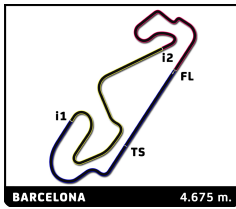
CIRCUIT DE BARCELONA - CATALUNYA

Grupo A - Session 6

Sector Analysis

— Invalidated Lap ■ Personal Best ■ Session Best B Crossing the pit lane

Lap	Time	Sector 1	Sector 2	Sector 3	Kph	Elapsed	Lap	Time	Sector 1	Sector 2	Sector 3	Kph	Elapsed		
2	Max Mayer	Spanish						11	1:56.599 B	31.602	42.219	42.778	144.3	37:14.316	
	Fórmula de Campeones	Tatuus F4-T421						12	Nikola Tsolov	Bulgarian					
1	2:15.126	51.206	46.465	37.455	120.7	2:15.126		3:01.312	1:39.397	45.445	36.470	90.0	3:01.312		
2	1:57.001	36.518	44.001	36.482	143.8	4:12.127		2 1:54.831	34.764	44.171	35.896	146.6	4:56.143		
3	1:51.018	32.218	42.822	35.978	151.6	6:03.145		3 1:49.791	31.735	42.624	35.432	153.3	6:45.934		
4	1:50.819	31.934	42.887	35.998	151.9	7:53.964		4 1:49.592	31.708	42.494	35.390	153.6	8:35.526		
5	1:53.206	32.754	44.177	36.275	148.7	9:47.170		5 1:49.153	31.553	42.315	35.285	154.2	10:24.679		
6	1:51.283	31.856	43.022	36.405	151.2	11:38.453		6 1:49.570	31.574	42.552	35.444	153.6	12:14.249		
7	1:51.014	31.976	42.980	36.058	151.6	13:29.467		7 1:53.049 B	31.526	42.275	39.248	148.9	14:07.298		
8	1:50.698	31.898	42.705	36.095	152.0	15:20.165		8 11:39.875	...	47.720	40.965	24.0	25:47.173		
9	1:59.154 B	32.065	43.031	44.058	141.2	17:19.319		9 1:56.270	34.615	44.561	37.094	144.7	27:43.443		
10	8:28.991	6:55.853	51.665	41.473	33.1	25:48.310		10 1:48.690	31.504	42.109	35.077	154.8	29:32.133		
11	2:03.421	36.541	45.063	41.817	136.4	27:51.731		11 1:48.339	31.237	42.091	35.011	155.3	31:20.472		
12	1:50.424	32.025	42.632	35.767	152.4	29:42.155		12 1:48.012	31.196	41.885	34.931	155.8	33:08.484		
13	1:49.526	31.623	42.391	35.512	153.7	31:31.681		13 1:47.615	31.034	41.742	34.839	156.4	34:56.099		
14	1:49.249	31.633	42.200	35.416	154.1	33:20.930		14 1:53.213	31.065	42.717	39.431	148.7	36:49.312		
15	1:49.168	31.470	42.168	35.530	154.2	35:10.098		15 1:48.284	31.378	41.908	34.998	155.4	38:37.596		
16	1:49.093	31.488	42.105	35.500	154.3	36:59.191		16 1:51.835 B	31.239	41.848	38.748	150.5	40:29.431		
17	2:50.067 B	31.983	1:34.054	44.030	99.0	39:49.258									
6	Theophile Nael	French						19	Filip Jenic	Serbian					
	Sainteloc Racing	Tatuus F4-T421							Campos Racing	Tatuus F4-T421					
1	2:05.099	44.646	44.328	36.125	130.4	2:05.099		1 3:07.819	1:44.398	45.696	37.725	86.9	3:07.819		
2	1:51.214	32.275	42.918	36.021	151.3	3:56.313		2 1:57.099	34.321	43.565	39.213	143.7	5:04.918		
3	1:50.148	31.908	42.532	35.708	152.8	5:46.461		3 1:50.282	31.994	42.640	35.648	152.6	6:55.200		
4	1:49.927	31.684	42.585	35.658	153.1	7:36.388		4 1:49.576	31.671	42.439	35.466	153.6	8:44.776		
5	1:54.566 B	31.622	42.565	40.379	146.9	9:30.954		5 1:49.713	31.645	42.434	35.634	153.4	10:34.489		
6	10:34.826	9:13.721	44.545	36.560	26.5	20:05.780		6 1:49.566	31.562	42.371	35.633	153.6	12:24.055		
7	1:51.707	32.430	43.181	36.096	150.7	21:57.487		7 1:54.629 B	32.155	42.627	39.847	146.8	14:18.684		
8	1:50.480	31.938	42.731	35.811	152.3	23:47.967		8 11:35.149	...	47.516	38.675	24.2	25:53.833		
9	1:53.383	32.753	44.640	35.990	148.4	25:41.350		9 2:01.729	35.616	44.313	41.800	138.3	27:55.562		
10	1:50.104	31.861	42.585	35.658	152.9	27:31.454		10 1:51.469	31.834	42.892	36.743	151.0	29:47.031		
11	1:50.170	31.760	42.677	35.733	152.8	29:21.624		11 1:49.717	31.565	42.217	35.935	153.4	31:36.748		
12	1:50.059	31.724	42.646	35.689	152.9	31:11.683		12 1:48.977	31.494	42.197	35.286	154.4	33:25.725		
13	1:49.919	31.783	42.383	35.753	153.1	33:01.602		13 1:48.805	31.429	42.139	35.237	154.7	35:14.530		
14	1:49.929	31.744	42.485	35.700	153.1	34:51.531		14 1:48.558	31.356	41.883	35.319	155.0	37:03.088		
15	1:58.711 B	31.690	45.207	41.814	141.8	36:50.242		15 1:49.107	31.490	42.313	35.304	154.3	38:52.195		
16	8:43.653	7:24.408	43.273	35.972	32.1	45:33.895		16 1:57.620 B	31.328	42.053	44.239	143.1	40:49.815		
17	1:50.762	31.903	42.978	35.881	151.9	47:24.657									
18	1:50.388	31.946	42.720	35.722	152.5	49:15.045									
19	1:50.269	31.881	42.638	35.750	152.6	51:05.314									
20	1:57.906 B	31.893	43.709	42.304	142.7	53:03.220									
21	2:32.000 B	1:07.267	43.632	41.101	110.7	55:35.220									
8	Álvaro García	Spanish						25	Jef Machiels	Belgian					
	Fórmula de Campeones	Tatuus F4-T421							Monlau Motorsport	Tatuus F4-T421					
1	16:29.213	...	45.883	36.844	16.5	16:29.213		1 19:02.675 B	...	49.727	43.474	14.3	19:02.675		
2	1:51.365	32.750	42.916	35.699	151.1	18:20.578		2 2:20.571 B	55.054	43.883	41.634	119.7	21:23.246		
3	2:05.207 B	31.943	49.536	43.728	134.4	20:25.785		3 2:27.410	1:08.190	43.163	36.057	114.2	23:50.656		
4	3:41.437	2:22.170	43.597	35.670	76.0	24:07.222		4 1:51.476	32.162	43.188	36.126	151.0	25:42.132		
5	1:49.930	31.910	42.461	35.559	153.1	25:57.152		5 1:50.461	31.825	42.782	35.854	152.4	27:32.593		
6	2:03.236	38.349	46.266	38.621	136.6	28:00.388		6 1:49.929	31.562	42.654	35.713	153.1	29:22.522		
7	1:49.394	31.736	42.271	35.387	153.8	29:49.782		7 1:50.081	31.640	42.672	35.769	152.9	31:12.603		
8	1:49.467	31.622	42.429	35.416	153.7	31:39.249		8 1:50.052	31.586	42.679	35.787	152.9	33:02.655		
9	1:49.189	31.622	42.167	35.400	154.1	33:28.438		9 1:50.383	32.080	42.479	35.824	152.5	34:53.038		
10	1:49.279	31.620	42.194	35.465	154.0	35:17.717		10 1:55.263 B	31.712	42.687	40.864	146.0	36:48.301		
								11 10:13.465	8:53.486	43.851	36.128	27.4	47:01.766		
								12 1:50.726	31.867	42.898	35.961	152.0	48:52.492		
								13 1:50.366	31.727	42.724	35.915	152.5	50:42.858		
								14 1:50.136	31.755	42.635	35.746	152.8	52:32.994		
								15 1:50.294	31.771	42.649	35.874	152.6	54:23.288		



RACING TRACK DAYS 13th & 14th SEPT

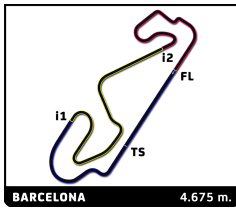
CIRCUIT DE BARCELONA - CATALUNYA

Grupo A - Session 6

Sector Analysis

— Invalidated Lap ■ Personal Best ■ Session Best B Crossing the pit lane

Lap	Time	Sector 1	Sector 2	Sector 3	Kph	Elapsed	Lap	Time	Sector 1	Sector 2	Sector 3	Kph	Elapsed
16	1:50.118	31.784	42.492	35.842	152.8	56:13.406	19	1:50.779	32.043	42.677	36.059	151.9	41:47.896
29	Georg Kelstrup						20	3:14.560B	32.928	1:56.645	44.987	86.5	45:02.456
	Campos Racing						21	7:37.209	6:17.060	43.673	36.476	36.8	52:39.665
							22	1:51.425	31.955	43.133	36.337	151.0	54:31.090
1	3:05.686	1:43.487	45.604	36.595	87.9	3:05.686	23	1:53.537	32.361	43.215	37.961	148.2	56:24.627
2	1:57.672	35.053	43.754	38.865	143.0	5:03.358	44	Manuel Espirito Santo					
3	1:50.206	31.983	42.633	35.590	152.7	6:53.564		Campos Racing					Portuguese
4	1:49.712	31.692	42.472	35.548	153.4	8:43.276							Tatuus F4-T421
5	1:49.557	31.523	42.427	35.607	153.6	10:32.833	1	3:04.181	1:42.082	45.584	36.515	88.6	3:04.181
6	1:50.927	31.504	42.504	36.919	151.7	12:23.760	2	1:53.610	33.766	44.078	35.766	148.1	4:57.791
7	1:59.395B	34.559	42.972	41.864	141.0	14:23.155	3	1:50.113	31.911	42.482	35.720	152.8	6:47.904
8	11:26.318	...	46.600	37.612	24.5	25:49.473	4	2:00.807	31.665	53.284	35.858	139.3	8:48.711
9	1:58.620	33.897	44.271	40.452	141.9	27:48.093	5	1:49.607	31.617	42.341	35.649	153.5	10:38.318
10	1:49.898	31.788	42.571	35.539	153.1	29:37.991	6	1:49.720	31.727	42.343	35.650	153.4	12:28.038
11	1:48.730	31.463	42.119	35.148	154.8	31:26.721	7	1:57.206B	31.544	42.991	42.671	143.6	14:25.244
12	1:48.700	31.273	42.152	35.275	154.8	33:15.421	8	11:22.758	9:55.860	47.399	39.499	24.7	25:48.002
13	1:48.650	31.284	42.066	35.300	154.9	35:04.071	9	1:57.287	34.497	44.439	38.351	143.5	27:45.289
14	1:48.897	31.378	41.978	35.541	154.5	36:52.968	10	1:49.761	31.742	42.546	35.473	153.3	29:35.050
15	1:49.415	31.458	42.054	35.903	153.8	38:42.383	11	1:48.733	31.391	42.015	35.327	154.8	31:23.783
16	1:48.852	31.377	42.174	35.301	154.6	40:31.235	12	1:48.761	31.325	42.161	35.275	154.7	33:12.544
17	1:53.807B	31.398	42.115	40.294	147.9	42:25.042	13	1:48.553	31.334	42.100	35.119	155.0	35:01.097
32	Mateo De Palo						14	1:49.072	31.261	42.186	35.625	154.3	36:50.169
	Monlau Motorsport						15	1:49.039	31.436	42.183	35.420	154.3	38:39.208
							16	1:55.463B	31.415	42.082	41.966	145.8	40:34.671
1	20:23.715	...	47.347	37.723	13.3	20:23.715	46	Robert de Haan					
2	2:02.837B	34.031	44.428	44.378	137.0	22:26.552		Monlau Motorsport					Dutch
3	5:03.182	3:43.722	43.521	35.939	55.5	27:29.734							Tatuus F4-T421
4	1:57.402	31.913	46.396	39.093	143.4	29:27.136	1	3:21.343	2:00.047	44.888	36.408	81.0	3:21.343
5	1:50.213	31.819	42.699	35.695	152.7	31:17.349	2	1:51.560	32.492	43.080	35.988	150.9	5:12.903
6	1:49.729	31.630	42.545	35.554	153.4	33:07.078	3	1:59.198B	32.512	43.524	43.162	141.2	7:12.101
7	1:53.039	32.853	44.270	35.916	148.9	35:00.117	4	6:00.544	4:29.018	51.486	40.040	46.7	13:12.645
8	1:53.800	31.579	42.385	39.836	147.9	36:53.917	5	1:56.504	36.181	44.080	36.243	144.5	15:09.149
9	1:49.982	31.686	42.453	35.843	153.0	38:43.899	6	1:49.349	31.745	42.227	35.377	153.9	16:58.498
10	1:49.368	31.478	42.340	35.550	153.9	40:33.267	7	1:49.144	31.544	42.239	35.361	154.2	18:47.642
11	1:49.320	31.532	42.299	35.489	154.0	42:22.587	8	1:48.706	31.440	41.983	35.283	154.8	20:36.348
12	1:55.225B	31.570	44.119	39.536	146.1	44:17.812	9	1:48.823	31.412	42.120	35.291	154.7	22:25.171
34	Theodor Jensen						10	1:48.782	31.462	41.979	35.341	154.7	24:13.953
	Sainteloc Racing						11	1:48.824	31.449	42.095	35.280	154.7	26:02.777
							12	1:51.483	32.684	42.454	36.345	151.0	27:54.260
1	2:16.293	53.435	45.455	37.403	119.7	2:16.293	13	1:57.853B	31.508	42.083	44.262	142.8	29:52.113
2	1:57.233	35.987	44.420	36.826	143.6	4:13.526	14	8:47.838	7:26.867	43.564	37.407	31.9	38:39.951
3	1:53.577	32.770	43.726	37.081	148.2	6:07.103	15	1:49.566	31.549	42.435	35.582	153.6	40:29.517
4	1:52.013	32.333	43.229	36.451	150.3	7:59.116	16	1:49.359	31.661	42.256	35.442	153.9	42:18.876
5	1:51.763	32.013	43.248	36.502	150.6	9:50.879	17	1:57.131	34.306	45.460	37.365	143.7	44:16.007
6	1:53.242	32.100	43.378	37.764	148.6	11:44.121	18	1:54.546B	31.759	42.414	40.373	146.9	46:10.553
7	1:55.038	32.276	45.810	36.952	146.3	13:39.159	68	Hugh Barter					
8	1:54.268	32.367	43.516	38.385	147.3	15:33.427		Campos Racing					Australian
9	1:52.611	32.447	43.348	36.816	149.5	17:26.038							Tatuus F4-T421
10	1:59.873B	32.506	43.682	43.685	140.4	19:25.911	1	3:05.003	1:42.601	45.666	36.736	88.2	3:05.003
11	7:31.068	6:05.393	47.708	37.967	37.3	26:56.979	2	1:54.755	34.531	43.836	36.388	146.7	4:59.758
12	1:54.683	33.343	44.290	37.050	146.8	28:51.662	3	1:49.669	31.745	42.396	35.528	153.5	6:49.427
13	1:51.485	32.234	43.108	36.143	151.0	30:43.147	4	1:49.742	31.640	42.363	35.739	153.4	8:39.169
14	1:50.646	31.841	42.809	35.996	152.1	32:33.793	5	1:49.882	31.677	42.540	35.665	153.2	10:29.051
15	1:50.806	31.974	42.793	36.039	151.9	34:24.599	6	1:56.520	31.699	48.057	36.764	144.4	12:25.571
16	1:50.772	31.922	42.806	36.044	151.9	36:15.371	7	1:55.777B	32.246	42.962	40.569	145.4	14:21.348
17	1:51.087	31.919	42.924	36.244	151.5	38:06.458	8	11:31.304	...	49.296	38.543	24.3	25:52.652
18	1:50.659	31.740	42.687	36.232	152.1	39:57.117	9	2:00.737	34.941	44.678	41.118	139.4	27:53.389



RACING TRACK DAYS 13th & 14th SEPT

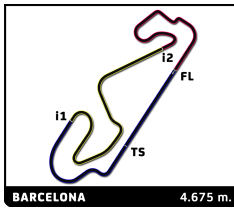
CIRCUIT DE BARCELONA - CATALUNYA

Grupo A - Session 6

Sector Analysis

— Invalidated Lap ■ Personal Best ■ Session Best B Crossing the pit lane

Lap	Time	Sector 1	Sector 2	Sector 3	Kph	Elapsed	Lap	Time	Sector 1	Sector 2	Sector 3	Kph	Elapsed
10	1:52.043	32.698	43.326	36.019	150.2	29:45.432	1	3:07.095	1:44.845	45.212	37.038	87.2	3:07.095
11	1:48.627	31.437	42.098	35.092	154.9	31:34.059	2	1:54.789	34.174	43.330	37.285	146.6	5:01.884
12	1:48.309	31.259	41.960	35.090	155.4	33:22.368	3	1:50.500	32.025	42.732	35.743	152.3	6:52.384
13	1:48.915	31.185	42.096	35.634	154.5	35:11.283	4	1:49.855	31.733	42.464	35.658	153.2	8:42.239
14	1:50.871	32.257	42.934	35.680	151.8	37:02.154	5	1:49.708	31.663	42.446	35.599	153.4	10:31.947
15	1:48.630	31.298	41.881	35.451	154.9	38:50.784	6	1:49.664	31.552	42.356	35.756	153.5	12:21.611
16	1:48.444	31.372	41.932	35.140	155.2	40:39.228	7	1:53.897 B	31.730	42.609	39.558	147.8	14:15.508
17	1:53.620 B	31.346	41.892	40.382	148.1	42:32.848	8	11:35.151	...	46.394	37.281	24.2	25:50.659
70 Joseph Loake British							93 Eric Gene Spanish						
JHR Developments Tatuus F4-T421							Fórmula de Campeones Tatuus F4-T014						
1	2:00.392	38.427	44.832	37.133	135.5	2:00.392	1	2:35.838	1:12.695	46.096	37.047	104.7	2:35.838
2	1:50.664	32.289	42.775	35.600	152.1	3:51.056	2	1:54.221	33.094	44.610	36.517	147.3	4:30.059
3	1:49.848	31.746	42.501	35.601	153.2	5:40.904	3	1:54.978	33.535	44.651	36.792	146.4	6:25.037
4	1:49.502	31.723	42.405	35.374	153.7	7:30.406	4	1:52.981	32.734	43.835	36.412	149.0	8:18.018
5	1:49.310	31.586	42.385	35.339	154.0	9:19.716	5	1:56.959 B	32.530	43.861	40.568	143.9	10:14.977
6	1:57.841 B	31.514	42.535	43.792	142.8	11:17.557	6	8:23.235	6:56.757	48.337	38.141	33.4	18:38.212
7	21:02.093	...	43.652	37.035	13.3	32:19.650	7	1:55.732	33.912	45.055	36.765	145.4	20:33.944
8	1:55.008	32.005	45.941	37.062	146.3	34:14.658	8	1:54.021	32.747	44.963	36.311	147.6	22:27.965
9	1:50.238	31.787	42.781	35.670	152.7	36:04.896	9	1:51.661	32.358	43.238	36.065	150.7	24:19.626
10	1:49.716	31.695	42.418	35.603	153.4	37:54.612	10	1:50.781	32.178	42.734	35.869	151.9	26:10.407
11	1:51.292	31.605	43.093	36.594	151.2	39:45.904	11	1:51.201	31.994	42.879	36.328	151.3	28:01.608
12	1:49.786	31.758	42.427	35.601	153.3	41:35.690	12	1:50.609	31.890	42.922	35.797	152.2	29:52.217
13	1:49.623	31.620	42.465	35.538	153.5	43:25.313	13	1:50.042	31.927	42.607	35.508	152.9	31:42.259
14	1:49.613	31.628	42.360	35.625	153.5	45:14.926	14	1:55.599 B	31.800	42.954	40.845	145.6	33:37.858
15	1:49.604	31.581	42.428	35.595	153.6	47:04.530	15	10:16.608	8:55.409	44.771	36.428	27.3	43:54.466
16	1:50.200	31.918	42.654	35.628	152.7	48:54.730	16	1:51.863	32.507	43.478	35.878	150.5	45:46.329
17	1:49.770	31.577	42.649	35.544	153.3	50:44.500	17	1:50.825	32.166	42.893	35.766	151.9	47:37.154
18	1:58.441 B	32.374	44.573	41.494	142.1	52:42.941	18	1:50.611	32.117	42.869	35.625	152.2	49:27.765
71 Noah Lisle Australian							95 Julius Dinesen Danish						
JHR Developments Tatuus F4-T421							Fórmula de Campeones Tatuus F4-T421						
1	2:12.889	43.678	50.441	38.770	122.8	2:12.889	1	2:07.480	43.565	46.679	37.236	128.0	2:07.480
2	2:06.734	37.280	46.903	42.551	132.8	4:19.623	2	2:06.513	33.653	54.580	38.280	133.0	4:13.993
3	1:54.578	35.468	43.081	36.029	146.9	6:14.201	3	1:51.721	32.510	43.443	35.768	150.6	6:05.714
4	1:50.252	31.927	42.639	35.686	152.7	8:04.453	4	1:49.916	31.830	42.533	35.553	153.1	7:55.630
5	1:49.967	31.692	42.719	35.556	153.0	9:54.420	5	1:50.107	31.662	42.578	35.867	152.9	9:45.737
6	1:52.832	31.696	43.394	37.742	149.2	11:47.252	6	1:49.563	31.697	42.223	35.643	153.6	11:35.300
7	1:50.381	31.669	42.730	35.982	152.5	13:37.633	7	1:49.378	31.601	42.385	35.392	153.9	13:24.678
8	1:50.309	31.706	42.781	35.822	152.6	15:27.942	8	1:49.536	31.577	42.235	35.724	153.6	15:14.214
9	1:50.428	31.789	42.683	35.956	152.4	17:18.370	9	1:52.635 B	31.624	42.206	38.805	149.4	17:06.849
10	1:50.378	31.749	42.727	35.902	152.5	19:08.748	10	10:56.147	9:31.312	46.584	38.251	25.6	28:02.996
11	1:50.368	31.788	42.604	35.976	152.5	20:59.116	11	2:01.465	32.651	47.726	41.088	138.6	30:04.461
12	2:06.555 B	31.781	43.379	51.395	133.0	23:05.671	12	1:50.100	31.852	42.512	35.736	152.9	31:54.561
13	10:42.209	9:22.948	43.144	36.117	26.2	33:47.880	13	1:49.568	31.631	42.343	35.594	153.6	33:44.129
14	1:50.804	31.960	42.781	36.063	151.9	35:38.684							
15	1:51.660	32.915	42.832	35.913	150.7	37:30.344							
16	1:50.624	31.775	42.851	35.998	152.1	39:20.968							
17	1:50.688	31.832	42.978	35.878	152.0	41:11.656							
18	1:50.726	31.827	42.966	35.933	152.0	43:02.382							
19	1:54.973	31.865	46.335	36.773	146.4	44:57.355							
20	2:08.491	36.409	54.694	37.388	131.0	47:05.846							
21	1:51.131	32.258	43.104	35.769	151.4	48:56.977							
22	2:08.042 B	32.812	43.483	51.747	131.4	51:05.019							
75 Noah Stromsted Danish													
Campos Racing Tatuus F4-T421													



RACING TRACK DAYS 13th & 14th SEPTE

CIRCUIT DE BARCELONA - CATALUNYA

Grupo A - Session 6

Sector Analysis

— Invalidated Lap ■ Personal Best ■ Session Best **B** Crossing the pit lane

Lap	Time	Sector 1	Sector 2	Sector 3	Kph	Elapsed	Lap	Time	Sector 1	Sector 2	Sector 3	Kph	Elapsed
14	1:49.113	31.593	42.121	35.399	154.2	35:33.242							
15	1:49.055	31.462	42.151	35.442	154.3	37:22.297							
16	1:49.146	31.565	42.180	35.401	154.2	39:11.443							
17	1:48.881	31.506	42.057	35.318	154.6	41:00.324							
18	1:48.824	31.439	42.015	35.370	154.7	42:49.148							
19	2:18.212 B	38.620	52.843	46.749	121.8	45:07.360							