

RACING TRACK DAYS 21th NOVEMBER 2

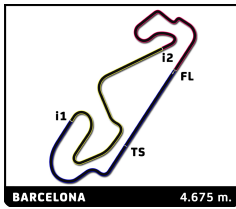
CIRCUIT DE BARCELONA - CATALUNYA

Afternoon Session

Sector Analysis

— Invalidated Lap ■ Personal Best ■ Session Best B Crossing the pit lane

Lap	Time	Sector 1	Sector 2	Sector 3	Kph	Elapsed	Lap	Time	Sector 1	Sector 2	Sector 3	Kph	Elapsed	
05	077													
TEAM VRT						VRT3								
1	3:19.931 B	1:19.514	1:00.912	59.505	81.6	3:19.931	16	2:18.887	39.265	54.295	45.327	121.2	1:12:53.638	
2	3:24.310 B	1:27.122	58.677	58.511	82.4	6:44.241	17	2:17.772	38.462	54.300	45.010	122.2	1:15:11.410	
3	3:01.018	1:21.274	55.537	44.207	93.0	9:45.259	18	2:33.105 B	38.689	55.393	59.023	109.9	1:17:44.515	
4	2:31.401	43.289	1:00.202	47.910	111.2	12:16.660	19	8:07.790	6:29.142	54.476	44.172	34.5	1:25:52.305	
5	2:10.864	37.954	50.782	42.128	128.6	14:27.524	20	2:17.734	38.917	53.501	45.316	122.2	1:28:10.039	
6	2:09.184	36.958	50.072	42.154	130.3	16:36.708	21	2:17.849	38.777	54.204	44.868	122.1	1:30:27.888	
7	2:28.358 B	37.113	51.184	1:00.061	113.4	19:05.066	22	2:18.545	39.937	53.861	44.747	121.5	1:32:46.433	
8	10:18.707	8:43.849	52.053	42.805	27.2	29:23.773	23	2:19.492	39.695	54.431	45.366	120.7	1:35:05.925	
9	2:13.302	39.614	51.423	42.265	126.3	31:37.075	24	2:18.616	38.391	53.629	46.596	121.4	1:37:24.541	
10	2:13.943	37.509	50.259	46.175	125.7	33:51.018	25	2:31.378 B	39.020	53.696	58.662	111.2	1:39:55.919	
11	2:12.366	37.613	52.802	41.951	127.1	36:03.384	26	12:38.897	...	1:02.346	54.405	22.2	1:52:34.816	
12	2:11.919	39.153	50.420	42.346	127.6	38:15.303	27	2:32.394	43.183	57.761	51.450	110.4	1:55:07.210	
13	2:08.513	36.881	49.561	42.071	131.0	40:23.816	28	2:21.217	39.060	55.430	46.727	119.2	1:57:28.427	
14	2:09.664	36.588	50.545	42.531	129.8	42:33.480	29	2:17.709	38.405	54.169	45.135	122.2	1:59:46.136	
15	2:28.800 B	37.311	56.970	54.519	113.1	45:02.280	30	2:16.836	38.343	53.706	44.787	123.0	2:02:02.972	
16	41:46.365	...	1:00.913	48.525	6.7	1:26:48.645	31	2:17.555	38.040	54.446	45.069	122.4	2:04:20.527	
17	2:22.689	39.314	57.922	45.453	117.9	1:29:11.334	32	2:16.825	38.396	53.509	44.920	123.0	2:06:37.352	
18	2:10.800	37.556	51.030	42.214	128.7	1:31:22.134	33	2:18.585	38.155	54.505	45.925	121.4	2:08:55.937	
19	2:10.680	37.516	50.755	42.409	128.8	1:33:32.814	34	2:17.417	37.782	54.289	45.346	122.5	2:11:13.354	
20	2:10.818	37.009	50.975	42.834	128.7	1:35:43.632	35	2:18.152	38.827	54.324	45.001	121.8	2:13:31.506	
21	2:10.419	37.441	50.830	42.148	129.0	1:37:54.051	36	2:17.825	38.856	54.383	44.586	122.1	2:15:49.331	
22	2:10.152	37.290	50.160	42.702	129.3	1:40:04.203	37	2:28.078 B	38.705	53.762	55.611	113.7	2:18:17.409	
23	2:09.993	37.066	50.567	42.360	129.5	1:42:14.196	38	5:38.289	3:59.053	53.943	45.293	49.8	2:23:55.698	
24	2:39.467 B	36.974	1:05.466	57.027	105.5	1:44:53.663	39	2:16.651	38.137	53.829	44.685	123.2	2:26:12.349	
25	6:14.545	4:28.116	1:00.492	45.937	44.9	1:51:08.208	40	2:17.332	37.861	53.654	45.817	122.5	2:28:29.681	
26	2:14.713	38.514	53.893	42.306	124.9	1:53:22.921	41	2:17.479	39.015	53.975	44.489	122.4	2:30:47.160	
27	2:09.798	36.915	50.798	42.085	129.7	1:55:32.719	42	2:16.244	37.774	53.937	44.533	123.5	2:33:03.404	
28	2:09.293	36.940	50.328	42.025	130.2	1:57:42.012	43	2:48.765 B	42.268	1:05.147	1:01.350	99.7	2:35:52.169	
29	2:08.095	36.658	49.926	41.511	131.4	1:59:50.107	7 Patrick Bay							
30	2:24.647	36.621	54.561	53.465	116.4	2:02:14.754	MONLAU MOTORSPORT							
31	2:08.175	36.879	49.653	41.643	131.3	2:04:22.929	Cupra MK4							
32	2:09.100	36.692	50.593	41.815	130.4	2:06:32.029	1	10:47.557	9:01.920	1:01.961	43.676	25.2	10:47.557	
33	2:19.046 B	36.765	49.682	52.599	121.0	2:08:51.075	2	2:11.197	39.049	50.384	41.764	128.3	12:58.754	
34	39:21.465	...	58.115	47.948	7.1	2:48:12.540	3	2:05.127	35.638	48.740	40.749	134.5	15:03.881	
35	2:50.370	42.028	55.409	1:12.933	98.8	2:51:02.910	4	2:03.976	34.889	48.416	40.671	135.8	17:07.857	
36	2:40.915 B	41.944	57.470	1:01.501	104.6	2:53:43.825	5	2:42.130 B	37.584	1:01.379	1:03.167	103.8	19:49.987	
6	Ginetta													
NM RACING TEAM						Ginetta G55 GT4								
1	30:38.139	...	1:03.467	50.710	8.9	30:38.139	6	10:39.223	8:55.270	58.353	45.600	26.3	30:29.210	
2	2:29.265	42.443	54.977	51.845	112.8	33:07.404	7	2:17.450	37.764	53.398	46.288	122.4	32:46.660	
3	2:20.063	38.508	55.450	46.105	120.2	35:27.467	8	2:13.025	36.921	51.959	44.145	126.5	34:59.685	
4	2:19.525	38.328	55.288	45.909	120.6	37:46.992	9	2:11.772	37.581	51.179	43.012	127.7	37:11.457	
5	2:19.100	38.457	54.553	46.090	121.0	40:06.092	10	2:08.571	36.059	50.015	42.497	130.9	39:20.028	
6	2:20.692	39.710	55.013	45.969	119.6	42:26.784	11	2:07.526	36.237	49.530	41.759	132.0	41:27.554	
7	2:20.298	38.339	54.696	47.263	120.0	44:47.082	12	2:05.043	35.294	48.741	41.008	134.6	43:32.597	
8	2:15.483	37.475	52.986	45.022	124.2	47:02.565	13	2:04.474	35.109	48.367	40.998	135.2	45:37.071	
9	2:16.032	37.524	53.628	44.880	123.7	49:18.597	14	2:16.740 B	35.559	49.788	51.393	123.1	47:53.811	
10	2:16.000	38.087	53.156	44.757	123.8	51:34.597	15	6:14.239	4:39.059	51.026	44.154	45.0	54:08.050	
11	2:25.513 B	38.077	53.963	53.473	115.7	54:00.110	16	2:20.781 B	36.546	51.485	52.750	119.5	56:28.831	
12	9:30.037	7:44.556	57.677	47.804	29.5	1:03:30.147	17	28:38.761 B	...	1:03.197	54.453	9.8	1:25:07.592	
13	2:25.256	41.220	57.083	46.953	115.9	1:05:55.403	18	6:07.935	4:33.884	52.284	41.767	45.7	1:31:15.527	
14	2:20.329	38.260	55.055	47.014	119.9	1:08:15.732	19	2:02.607	34.951	47.925	39.731	137.3	1:33:18.134	
15	2:19.019	39.275	54.861	44.883	121.1	1:10:34.751	20	2:00.938	34.562	47.026	39.350	139.2	1:35:19.072	
							21	2:01.992	34.521	47.274	40.197	138.0	1:37:21.064	
							22	2:01.024	34.337	47.365	39.322	139.1	1:39:22.088	
							23	2:01.081	34.290	47.350	39.441	139.0	1:41:23.169	
							24	2:10.297 B	35.911	48.470	45.916	129.2	1:43:33.466	
							25	8:54.916	7:16.010	54.862	44.044	31.5	1:52:28.382	
							26	2:21.539	40.642	53.684	47.213	118.9	1:54:49.921	



RACING TRACK DAYS 21th NOVEMBER 2

CIRCUIT DE BARCELONA - CATALUNYA

Afternoon Session

Sector Analysis

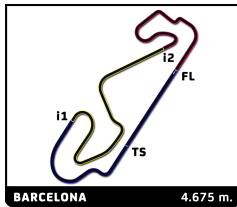
— Invalidated Lap ■ Personal Best ■ Session Best B Crossing the pit lane

Lap	Time	Sector 1	Sector 2	Sector 3	Kph	Elapsed	Lap	Time	Sector 1	Sector 2	Sector 3	Kph	Elapsed
27	2:31.861 B	37.540	53.126	1:01.195	110.8	1:57:21.782	18	2:05.515 B	33.418	46.485	45.612	134.1	56:10.697
28	20:56.991	...	58.148	43.003	13.4	2:18:18.773	19	7:39.472	5:57.658	58.315	43.499	36.6	1:03:50.169
29	2:08.306	36.707	49.850	41.749	131.2	2:20:27.079	20	2:04.939	35.652	47.645	41.642	134.7	1:05:55.108
30	2:06.847	36.030	49.546	41.271	132.7	2:22:33.926	21	1:58.390	34.008	46.096	38.286	142.2	1:07:53.498
31	2:07.221	36.247	49.400	41.574	132.3	2:24:41.147	22	1:56.361	33.033	45.426	37.902	144.6	1:09:49.859
32	2:05.759	35.746	49.320	40.693	133.8	2:26:46.906	23	1:56.907	33.020	45.739	38.148	144.0	1:11:46.766
33	2:09.107 B	35.453	47.810	45.844	130.4	2:28:56.013	24	1:56.027	33.295	44.983	37.749	145.1	1:13:42.793
							25	1:56.311	32.901	45.164	38.246	144.7	1:15:39.104
							26	2:16.838 B	36.546	49.149	51.143	123.0	1:17:55.942
							27	7:44.127	6:17.236	47.623	39.268	36.3	1:25:40.069
							28	1:58.051	33.187	46.211	38.653	142.6	1:27:38.120
							29	1:57.153	32.887	45.171	39.095	143.7	1:29:35.273
							30	1:55.925	32.836	45.297	37.792	145.2	1:31:31.198
							31	1:55.670	32.728	45.048	37.894	145.5	1:33:26.868
							32	2:02.440 B	32.709	46.398	43.333	137.5	1:35:29.308
							33	11:03.522	9:32.473	50.080	40.969	25.4	1:46:32.830
							34	2:03.190	35.976	47.738	39.476	136.6	1:48:36.020
							35	1:59.905	34.047	46.560	39.298	140.4	1:50:35.925
							36	2:00.899	35.310	46.301	39.288	139.2	1:52:36.824
							37	1:59.509	34.393	45.960	39.156	140.8	1:54:36.333
							38	1:58.402	33.459	45.961	38.982	142.1	1:56:34.735
							39	2:17.020 B	34.178	46.975	55.867	122.8	1:58:51.755
							40	6:57.578	5:22.048	53.014	42.516	40.3	2:05:49.333
							41	2:04.638	35.072	49.244	40.322	135.0	2:07:53.971
							42	2:01.241	34.988	46.936	39.317	138.8	2:09:55.212
							43	1:57.551	33.453	45.451	38.647	143.2	2:11:52.763
							44	2:01.337	33.127	46.156	42.054	138.7	2:13:54.100
							45	1:58.222	33.659	45.759	38.804	142.4	2:15:52.322
							46	1:58.799	33.901	45.784	39.114	141.7	2:17:51.121
							47	2:13.648 B	33.382	45.954	54.312	125.9	2:20:04.769
							48	5:14.265	3:49.910	45.935	38.420	53.6	2:25:19.034
							49	1:56.864	33.056	45.469	38.339	144.0	2:27:15.898
							50	1:56.200	32.935	45.169	38.096	144.8	2:29:12.098
							51	1:57.280	33.381	45.898	38.001	143.5	2:31:09.378
							52	1:56.335	32.953	45.528	37.854	144.7	2:33:05.713
							53	2:18.908 B	35.740	49.778	53.390	121.2	2:35:24.621

12	RC2 JUNIOR TEAM	AUDI 1 - MERCAPORTA				
1	5:00.966	3:32.125	48.709	40.132	54.2	5:00.966
2	1:57.364	33.287	45.838	38.239	143.4	6:58.330
3	1:56.225	32.702	44.983	38.540	144.8	8:54.555
4	2:09.598 B	32.801	46.859	49.938	129.9	11:04.153
5	4:19.145	2:54.535	46.070	38.540	64.9	15:23.298
6	1:56.536	32.735	45.276	38.525	144.4	17:19.834
7	2:36.556 B	32.982	55.852	1:07.722	107.5	19:56.390
8	47:05.703	...	47.986	39.701	6.0	1:07:02.093
9	1:58.993	33.212	45.969	39.812	141.4	1:09:01.086
10	2:28.221 B	36.179	51.606	1:00.436	113.5	1:11:29.307
11	4:36.571	3:06.180	49.518	40.873	60.9	1:16:05.878
12	2:17.108 B	35.025	46.564	55.519	122.7	1:18:22.986
13	4:35.899	3:11.377	45.978	38.544	61.0	1:22:58.885
14	1:56.648	32.948	45.514	38.186	144.3	1:24:55.533
15	2:12.336 B	32.957	46.092	53.287	127.2	1:27:07.869
16	19:04.660 B	...	50.174	46.479	14.7	1:46:12.529
17	3:46.395	2:20.262	46.976	39.157	74.3	1:49:58.924
18	2:00.166	35.334	46.025	38.807	140.1	1:51:59.090
19	1:57.370	32.960	45.745	38.665	143.4	1:53:56.460
20	2:06.495 B	33.230	45.985	47.280	133.0	1:56:02.955
21	7:49.886	6:19.299	50.054	40.533	35.8	2:03:52.841
22	1:59.871	33.993	46.988	38.890	140.4	2:05:52.712
23	1:55.241	32.515	44.884	37.842	146.0	2:07:47.953
24	2:08.378 B	32.694	45.446	50.238	131.1	2:09:56.331
25	21:59.103	...	47.262	39.054	12.8	2:31:55.434
26	1:56.462	32.836	45.275	38.351	144.5	2:33:51.896
27	2:26.175 B	36.493	53.653	56.029	115.1	2:36:18.071

13	A. Lagrange	Aston Martin GT4				
	MIRAGE RACING					
1	7:57.201	6:25.539	49.655	42.007	34.2	7:57.201
2	2:01.913	34.992	47.178	39.743	138.0	9:59.114
3	1:59.104	33.903	46.525	38.676	141.3	11:58.218
4	1:57.857	33.526	45.825	38.506	142.8	13:56.075
5	1:59.571	33.725	45.923	39.923	140.8	15:55.646
6	2:10.242 B	33.415	45.688	51.139	129.2	18:05.888
7	11:20.483	9:48.954	48.716	42.813	24.7	29:26.371
8	2:03.913	35.580	48.867	39.466	135.8	31:30.284
9	1:59.750	33.827	46.261	39.662	140.5	33:30.034
10	2:01.683	33.917	46.174	41.592	138.3	35:31.717
11	2:02.583	35.057	47.837	39.689	137.3	37:34.300
12	2:16.500 B	34.003	46.658	55.839	123.3	39:50.800
13	6:22.235	4:49.396	46.895	45.944	44.0	46:13.035
14	1:58.297	33.526	46.045	38.726	142.3	48:11.332
15	1:58.397	33.884	45.826	38.687	142.1	50:09.729
16	1:57.639	33.363	45.867	38.409	143.1	52:07.368
17	1:57.814	33.391	45.724	38.699	142.9	54:05.182

015	David Asencio	TEAM VRT	VRT5			
1	7:55.204	5:59.884	1:04.938	50.382	34.3	7:55.204
2	2:27.690	43.036	57.262	47.392	114.0	10:22.894
3	2:38.207 B	41.170	57.011	1:00.026	106.4	13:01.101
4	6:23.231 B	4:29.082	56.457	57.692	43.9	19:24.332
5	10:00.396	8:26.220	51.370	42.806	28.0	29:24.728
6	2:13.071	39.320	51.253	42.498	126.5	31:37.799
7	2:10.082	37.236	50.215	42.631	129.4	33:47.881
8	2:09.226	37.329	49.870	42.027	130.2	35:57.107
9	2:24.957 B	38.132	51.309	55.516	116.1	38:22.064
10	32:13.157	...	53.075	44.657	8.7	1:10:35.221
11	2:11.499	38.547	50.846	42.106	128.0	1:12:46.720
12	2:09.073	37.257	50.017	41.799	130.4	1:14:55.793
13	2:23.172 B	37.508	49.894	55.770	117.6	1:17:18.965
14	6:07.874	4:35.121	50.384	42.369	45.7	1:23:26.839
15	2:08.766	37.278	49.945	41.543	130.7	1:25:35.605
16	2:09.453	37.054	50.795	41.604	130.0	1:27:45.058
17	2:09.203	36.958	50.445	41.800	130.3	1:29:54.261
18	2:08.875	36.809	49.978	42.088	130.6	1:32:03.136



RACING TRACK DAYS 21th NOVEMBER 21

CIRCUIT DE BARCELONA - CATALUNYA

Afternoon Session

Sector Analysis

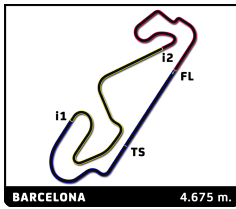
— Invalidated Lap ■ Personal Best ■ Session Best B Crossing the pit lane

Lap	Time	Sector 1	Sector 2	Sector 3	Kph	Elapsed	Lap	Time	Sector 1	Sector 2	Sector 3	Kph	Elapsed
19	2:21.657 B	37.030	50.385	54.242	118.8	1:34:24.793	42	1:56.627	32.549	45.626	38.452	144.3	2:25:59.044
20	30:25.971	...	52.205	42.742	9.2	2:04:50.764	43	1:55.140	32.439	44.689	38.012	146.2	2:27:54.184
21	2:09.223	37.531	49.660	42.032	130.2	2:06:59.987	44	1:56.424	32.440	44.857	39.127	144.6	2:29:50.608
22	2:07.615	36.436	49.402	41.777	131.9	2:09:07.602	45	1:55.404	32.769	44.709	37.926	145.8	2:31:46.012
23	2:06.796	36.402	49.214	41.180	132.7	2:11:14.398	46	2:04.980 B	32.586	44.972	47.422	134.7	2:33:50.992
24	2:07.533	36.932	49.320	41.281	132.0	2:13:21.931	47	7:36.111 B	5:34.801	1:01.957	59.353	36.9	2:41:27.103
25	2:07.022	36.364	49.382	41.276	132.5	2:15:28.953							
26	2:17.133 B	37.109	49.210	50.814	122.7	2:17:46.086							
27	24:49.287	...	1:04.711	55.200	11.3	2:42:35.373							
28	2:49.872	46.696	1:06.578	56.598	99.1	2:45:25.245							
29	2:39.611	44.866	1:01.704	53.041	105.4	2:48:04.856							
30	2:33.619	44.146	58.801	50.672	109.6	2:50:38.475							
31	2:49.631 B	42.557	58.539	1:08.535	99.2	2:53:28.106							

15 NM						
NM RACING TEAM Mercedes AMG GT4						
Lap	Time	Sector 1	Sector 2	Sector 3	Kph	Elapsed
1	18:44.052 B	...	59.745	51.645	14.5	18:44.052
2	10:51.197	9:20.480	49.742	40.975	25.8	29:35.249
3	2:02.374	34.316	47.362	40.696	137.5	31:37.623
4	2:00.855	34.158	46.907	39.790	139.3	33:38.478
5	2:00.369	34.175	46.925	39.269	139.8	35:38.847
6	2:00.878	33.801	47.685	39.392	139.2	37:39.725
7	2:00.399	33.699	47.232	39.468	139.8	39:40.124
8	2:00.233	33.568	46.980	39.685	140.0	41:40.357
9	1:59.468	33.555	46.431	39.482	140.9	43:39.825
10	1:59.950	33.729	46.639	39.582	140.3	45:39.775
11	2:05.475 B	33.531	47.513	44.431	134.1	47:45.250
12	8:30.533	7:03.589	47.092	39.852	33.0	56:15.783
13	2:04.486	37.867	47.154	39.465	135.2	58:20.269
14	1:59.900	33.667	46.378	39.855	140.4	1:00:20.169
15	1:59.619	33.578	46.648	39.393	140.7	1:02:19.788
16	1:59.065	33.516	46.326	39.223	141.4	1:04:18.853
17	1:59.109	33.715	46.115	39.279	141.3	1:06:17.962
18	1:58.647	33.502	46.001	39.144	141.8	1:08:16.609
19	1:58.226	33.292	45.713	39.221	142.4	1:10:14.835
20	2:05.765 B	33.325	46.148	46.292	133.8	1:12:20.600
21	17:24.920	...	49.178	40.268	16.1	1:29:45.520
22	2:04.257	33.872	49.374	41.011	135.4	1:31:49.777
23	1:58.021	33.290	45.801	38.930	142.6	1:33:47.798
24	1:57.948	33.340	45.990	38.618	142.7	1:35:45.746
25	1:56.525	33.056	45.308	38.161	144.4	1:37:42.271
26	1:56.590	32.764	45.008	38.818	144.4	1:39:38.861
27	2:05.520 B	33.259	46.522	45.739	134.1	1:41:44.381
28	11:42.133	...	56.086	44.929	24.0	1:53:26.514
29	2:06.836	37.570	49.165	40.101	132.7	1:55:33.350
30	2:01.160	33.274	46.088	41.798	138.9	1:57:34.510
31	2:01.872	32.927	46.492	42.453	138.1	1:59:36.382
32	1:55.470	32.651	44.951	37.868	145.8	2:01:31.852
33	1:55.302	32.528	45.057	37.717	146.0	2:03:27.154
34	1:54.999	32.570	44.741	37.688	146.3	2:05:22.153
35	1:54.313	32.282	44.640	37.391	147.2	2:07:16.466
36	2:10.858 B	35.954	47.406	47.498	128.6	2:09:27.324
37	6:42.462	5:15.414	47.335	39.713	41.8	2:16:09.786
38	2:02.306	33.411	49.397	39.498	137.6	2:18:12.092
39	1:56.661	33.064	45.120	38.477	144.3	2:20:08.753
40	1:57.716	32.785	45.561	39.370	143.0	2:22:06.469
41	1:55.948	32.790	44.888	38.270	145.2	2:24:02.417

16 Evgenii Leonov						
VOLCANO MOTORSPORT Porsche GT3 Cup						
Lap	Time	Sector 1	Sector 2	Sector 3	Kph	Elapsed
1	19:58.329 B	...	53.278	1:06.015	13.6	19:58.329
2	9:33.940 B	7:59.331	48.787	45.822	29.3	29:32.269
3	7:17.399	5:49.312	47.899	40.188	38.5	36:49.668
4	1:57.573	32.525	46.288	38.760	143.1	38:47.241
5	1:55.354	32.300	45.341	37.713	145.9	40:42.595
6	1:57.634	32.150	44.281	41.203	143.1	42:40.229
7	1:56.317	32.375	45.630	38.312	144.7	44:36.546
8	1:54.980	32.130	45.027	37.823	146.4	46:31.526
9	1:53.660	31.885	44.175	37.600	148.1	48:25.186
10	1:53.391	31.745	44.023	37.623	148.4	50:18.577
11	1:53.748	31.806	44.116	37.826	148.0	52:12.325
12	2:03.622 B	31.736	44.428	47.458	136.1	54:15.947
13	13:43.277	...	45.338	38.057	20.4	1:07:59.224
14	1:52.322	31.717	43.675	36.930	149.8	1:09:51.546
15	1:52.730	31.741	43.739	37.250	149.3	1:11:44.276
16	1:54.695	31.232	45.134	38.329	146.7	1:13:38.971
17	1:51.425	31.377	43.420	36.628	151.0	1:15:30.396
18	2:16.350 B	31.233	44.640	1:00.477	123.4	1:17:46.746
19	8:12.207	6:47.101	46.322	38.784	34.2	1:25:58.953
20	1:54.467	32.042	44.435	37.990	147.0	1:27:53.420
21	1:54.840	32.306	44.426	38.108	146.6	1:29:48.260
22	1:54.230	31.746	44.618	37.866	147.3	1:31:42.490
23	1:55.454	32.687	44.252	38.515	145.8	1:33:37.944
24	2:05.367 B	32.072	44.541	48.754	134.2	1:35:43.311
25	20:48.942	...	50.770	41.701	13.5	1:56:32.253
26	2:23.675 B	36.157	50.004	57.514	117.1	1:58:55.928
27	4:16.083	2:50.317	46.852	38.914	65.7	2:03:12.011
28	1:52.438	31.688	43.682	37.068	149.7	2:05:04.449
29	1:51.650	31.331	43.644	36.675	150.7	2:06:56.099
30	3:11.449 B	1:33.546	50.240	47.663	87.9	2:10:07.548
31	4:59.972	3:34.353	47.838	37.781	56.1	2:15:07.520
32	1:53.466	32.051	44.358	37.057	148.3	2:17:00.986
33	1:52.251	31.340	43.724	37.187	149.9	2:18:53.237
34	1:52.236	31.406	43.703	37.127	150.0	2:20:45.473
35	1:52.056	31.355	43.596	37.105	150.2	2:22:37.529
36	2:00.542 B	31.757	43.996	44.789	139.6	2:24:38.071
37	9:39.694	8:15.188	44.997	39.509	29.0	2:34:17.765
38	2:05.005 B	33.921	46.696	44.388	134.6	2:36:22.770
39	7:45.682	6:01.334	56.362	47.986	36.1	2:44:08.452
40	3:02.251 B	41.153	1:05.614	1:15.484	92.3	2:47:10.703

19 Felipe Fernandez						
RC2 JUNIOR TEAM AUDI 2 - MERCAPORTA						
Lap	Time	Sector 1	Sector 2	Sector 3	Kph	Elapsed
1	4:49.188	3:12.569	53.155	43.464	56.4	4:49.188
2	2:07.149	36.416	49.411	41.322	132.4	6:56.337
3	2:04.680	35.061	49.900	39.719	135.0	9:01.017
4	2:00.266	34.267	46.902	39.097	139.9	11:01.283
5	1:58.988	33.722	46.434	38.832	141.4	13:00.271



RACING TRACK DAYS 21th NOVEMBER 2

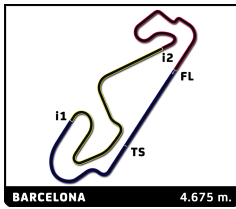
CIRCUIT DE BARCELONA - CATALUNYA

Afternoon Session

Sector Analysis

— Invalidated Lap ■ Personal Best ■ Session Best B Crossing the pit lane

Lap	Time	Sector 1	Sector 2	Sector 3	Kph	Elapsed	Lap	Time	Sector 1	Sector 2	Sector 3	Kph	Elapsed
6	1:56.905	33.050	45.485	38.370	144.0	14:57.176							
7	1:57.358	32.814	45.532	39.012	143.4	16:54.534							
8	2:22.273B	35.613	51.112	55.548	118.3	19:16.807							
9	11:43.387	...	46.215	38.618	23.9	31:00.194							
10	2:12.982B	32.864	45.733	54.385	126.6	33:13.176							
11	3:31.101	2:05.559	46.627	38.915	79.7	36:44.277							
12	2:11.872B	33.420	47.755	50.697	127.6	38:56.149							
13	6:55.997	5:29.920	47.271	38.806	40.5	45:52.146							
14	1:56.100	32.639	45.542	37.919	145.0	47:48.246							
15	1:55.630	32.609	45.022	37.999	145.6	49:43.876							
16	2:04.267B	33.221	46.719	44.327	135.4	51:48.143							
17	43:14.375	...	49.157	39.902	6.5	1:35:02.518							
18	1:57.442	33.589	45.561	38.292	143.3	1:36:59.960							
19	1:55.823	32.696	45.058	38.069	145.3	1:38:55.783							
20	2:05.274B	32.677	45.211	47.386	134.3	1:41:01.057							
21	7:24.447	5:56.113	48.678	39.656	37.9	1:48:25.504							
22	1:58.923	33.402	46.439	39.082	141.5	1:50:24.427							
23	1:58.791	33.222	46.109	39.460	141.7	1:52:23.218							
24	1:58.980	33.471	46.326	39.183	141.5	1:54:22.198							
25	1:58.558	33.355	46.024	39.179	142.0	1:56:20.756							
26	2:33.328B	37.056	54.381	1:01.891	109.8	1:58:54.084							
020 020 TEAM VRT VRT4							22 MV2S 2 MV2S RACING MITJET 2L						
1	3:59.286	2:09.244	1:00.338	49.704	68.2	3:59.286	1	7:57.499	6:04.219	1:01.534	51.746	34.2	7:57.499
2	2:24.737	43.014	56.502	45.221	116.3	6:24.023	2	2:41.628	42.072	1:11.011	48.545	104.1	10:39.127
3	2:16.071	39.660	52.996	43.415	123.7	8:40.094	3	2:31.812	40.812	1:00.270	50.730	110.9	13:10.939
4	2:18.961	38.846	53.440	46.675	121.1	10:59.055	4	2:30.991	47.667	56.921	46.403	111.5	15:41.930
5	2:14.192	38.861	51.863	43.468	125.4	13:13.247	5	2:34.695B	40.337	55.808	58.550	108.8	18:16.625
6	2:15.514	38.446	51.298	45.770	124.2	15:28.761	6	11:43.139	9:59.579	56.690	46.870	23.9	29:59.764
7	2:12.903	37.848	52.273	42.782	126.6	17:41.664	7	2:36.604	50.233	57.877	48.494	107.5	32:36.368
8	2:39.826B	44.433	56.261	59.132	105.3	20:21.490	8	2:21.481	39.962	55.372	46.147	119.0	34:57.849
9	9:04.846	7:25.083	52.595	47.168	30.9	29:26.336	9	2:22.031	41.371	55.309	45.351	118.5	37:19.880
10	2:14.073	38.537	52.280	43.256	125.5	31:40.409	10	2:26.115	39.944	55.546	50.625	115.2	39:45.995
11	2:12.569	38.044	51.389	43.136	127.0	33:52.978	11	2:18.141	39.592	53.993	44.556	121.8	42:04.136
12	2:18.047	38.442	54.211	45.394	121.9	36:11.025	12	2:17.741	39.511	53.947	44.283	122.2	44:21.877
13	2:18.867	37.819	50.969	50.079	121.2	38:29.892	13	2:33.416B	40.321	57.823	55.272	109.7	46:55.293
14	2:12.577	38.457	51.307	42.813	126.9	40:42.469	14	8:55.963	7:11.634	58.059	46.270	31.4	55:51.256
15	2:12.229	38.540	51.245	42.444	127.3	42:54.698	15	2:22.646	40.768	55.426	46.452	118.0	58:13.902
16	2:38.569B	46.745	57.156	54.668	106.1	45:33.267	16	2:20.690	40.743	54.684	45.263	119.6	1:00:34.592
17	52:24.102	...	1:05.048	57.552	5.4	1:37:57.369	17	2:19.186	39.662	54.382	45.142	120.9	1:02:53.778
18	2:25.784	44.456	56.569	44.759	115.4	1:40:23.153	18	2:17.953	39.477	53.401	45.075	122.0	1:05:11.731
19	2:22.534	39.558	56.862	46.114	118.1	1:42:45.687	19	2:26.148	46.204	54.994	44.950	115.2	1:07:37.879
20	2:14.336	38.637	52.045	43.654	125.3	1:45:00.023	20	2:21.348	39.776	52.810	48.762	119.1	1:09:59.227
21	2:22.394	37.858	53.437	51.099	118.2	1:47:22.417	21	2:16.641	39.437	52.765	44.439	123.2	1:12:15.868
22	2:17.077	38.222	55.699	43.156	122.8	1:49:39.494	22	2:32.754B	39.200	53.953	59.601	110.2	1:14:48.622
23	2:13.283	38.651	51.770	42.862	126.3	1:51:52.777	23	11:38.055	9:27.051	1:13.319	57.685	24.1	1:26:26.677
24	2:12.348	37.916	51.702	42.730	127.2	1:54:05.125	24	2:52.424	49.684	1:05.094	57.646	97.6	1:29:19.101
25	2:12.184	38.277	51.264	42.643	127.3	1:56:17.309	25	2:54.633	46.000	1:10.159	58.474	96.4	1:32:13.734
26	2:12.121	37.874	51.098	43.149	127.4	1:58:29.430	26	2:58.395B	43.744	1:05.578	1:09.073	94.3	1:35:12.129
27	2:10.705	37.701	50.738	42.266	128.8	2:00:40.135	27	9:08.132	7:25.297	56.415	46.420	30.7	1:42:20.261
28	2:13.340	37.691	51.111	44.538	126.2	2:02:53.475	28	2:23.511	39.944	58.477	45.090	117.3	1:46:43.772
29	2:16.726	37.764	50.748	48.214	123.1	2:05:10.201	29	2:22.161	39.697	56.311	46.153	118.4	1:49:05.933
30	2:30.729B	42.793	55.457	52.479	111.7	2:07:40.930	30	2:29.287	45.331	54.685	49.271	112.7	1:51:35.220
31	40:55.294	...	1:01.187	50.619	6.9	2:48:36.224	31	2:17.319	39.394	54.023	43.902	122.6	1:53:52.539
32	2:31.146	43.884	57.613	49.649	111.3	2:51:07.370	32	2:19.355	41.386	53.793	44.176	120.8	1:56:11.894
33	2:43.153B	44.940	59.001	59.212	103.2	2:53:50.523	33	2:19.816	39.329	53.935	46.552	120.4	1:58:31.710
							27 Palomo MONLAU MOTORSPORT Cupra DSG						
							1	29:46.067	...	52.785	42.403	9.1	29:46.067
							2	2:05.173	35.724	48.826	40.623	134.5	31:51.240
							3	2:02.801	34.804	47.716	40.281	137.1	33:54.041
							4	2:03.402	34.755	48.154	40.493	136.4	35:57.443
							5	2:03.874	35.574	48.278	40.022	135.9	38:01.317



RACING TRACK DAYS 21th NOVEMBER 21

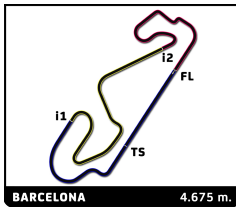
CIRCUIT DE BARCELONA - CATALUNYA

Afternoon Session

Sector Analysis

— Invalidated Lap ■ Personal Best ■ Session Best B Crossing the pit lane

Lap	Time	Sector 1	Sector 2	Sector 3	Kph	Elapsed	Lap	Time	Sector 1	Sector 2	Sector 3	Kph	Elapsed	
6	2:12.989B	34.794	50.299	47.896	126.6	40:14.306	31	1:50.098B	28.867	40.226	41.005	152.9	1:55:56.995	
7	6:44.720	5:14.859	49.141	40.720	41.6	46:59.026	43 VIRAGE 2							
8	1:59.846	34.517	46.346	38.983	140.4	48:58.872	TEAM VIRAGE						Ligier JSP4	
9	1:59.112	34.025	46.400	38.687	141.3	50:57.984	1	2:52.955	1:18.534	51.828	42.593	94.3	2:52.955	
10	1:59.025	33.828	46.356	38.841	141.4	52:57.009	2	2:05.985	35.111	48.156	42.718	133.6	4:58.940	
11	1:59.823	34.820	46.240	38.763	140.5	54:56.832	3	2:03.484	34.350	48.667	40.467	136.3	7:02.424	
12	2:00.083	33.755	46.317	40.011	140.2	56:56.915	4	2:00.730	33.902	47.106	39.722	139.4	9:03.154	
13	1:59.943	34.579	46.228	39.136	140.3	58:56.858	5	1:59.235	33.451	46.323	39.461	141.1	11:02.389	
14	2:09.733B	34.025	46.077	49.631	129.7	1:01:06.591	6	2:01.174	34.944	46.578	39.652	138.9	13:03.563	
15	8:15.161	6:45.711	48.405	41.045	34.0	1:09:21.752	7	1:58.698	33.475	46.270	38.953	141.8	15:02.261	
16	2:03.643	35.126	47.986	40.531	136.1	1:11:25.395	8	1:58.614	33.558	46.099	38.957	141.9	17:00.875	
17	2:02.333	34.602	47.706	40.025	137.6	1:13:27.728	9	2:27.303B	33.472	57.913	55.918	114.3	19:28.178	
18	2:02.037	34.372	48.307	39.358	137.9	1:15:29.765	10	10:37.132	9:04.430	49.553	43.149	26.4	30:05.310	
19	5:23.292B	3:43.015	53.049	47.228	52.1	1:20:53.057	11	2:15.100	36.737	53.944	44.419	124.6	32:20.410	
20	12:29.916	...	49.094	40.543	22.4	1:33:22.973	12	2:07.351	35.858	48.826	42.667	132.2	34:27.761	
21	2:04.350	34.764	49.661	39.925	135.3	1:35:27.323	13	2:06.529	35.301	49.427	41.801	133.0	36:34.290	
22	2:07.093	34.593	51.330	41.170	132.4	1:37:34.416	14	2:07.327	35.066	50.091	42.170	132.2	38:41.617	
23	2:02.889	34.807	47.831	40.251	137.0	1:39:37.305	15	2:09.737	37.090	50.781	41.866	129.7	40:51.354	
24	2:09.685B	34.311	48.326	47.048	129.8	1:41:46.990	16	2:05.785	35.340	48.326	42.119	133.8	42:57.139	
25	48:15.068	...	49.187	39.538	5.8	2:30:02.058	17	2:25.946B	38.470	54.250	53.226	115.3	45:23.085	
26	2:01.173	34.536	47.161	39.476	138.9	2:32:03.231	18	8:33.482	7:07.806	46.647	39.029	32.8	53:56.567	
27	2:03.552	34.775	48.558	40.219	136.2	2:34:06.783	19	1:55.366	32.685	45.068	37.613	145.9	55:51.933	
28	2:05.227	35.409	48.486	41.332	134.4	2:36:12.010	20	1:53.213	31.945	44.135	37.133	148.7	57:45.146	
29	2:23.752B	36.824	51.496	55.432	117.1	2:38:35.762	21	1:52.524	31.725	43.855	36.944	149.6	59:37.670	
37 Ericksen Valdemar														
CD SPORT							LMP3							
1	1:52.499	36.549	41.284	34.666	145.0	1:52.499	22	1:51.538	31.499	43.389	36.650	150.9	1:05:15.586	
2	1:45.249	29.186	41.492	34.571	159.9	3:37.748	23	1:51.725	31.499	43.466	36.760	150.6	1:07:07.311	
3	1:43.776	29.020	39.962	34.794	162.2	5:21.524	24	1:59.685B	31.410	43.365	44.910	140.6	1:09:06.996	
4	1:45.706	30.042	40.638	35.026	159.2	7:07.230	25	14:11.546	...	49.317	41.550	19.8	1:23:18.542	
5	1:46.502	28.900	41.198	36.404	158.0	8:53.732	26	2:07.407	36.702	49.357	41.348	132.1	1:25:25.949	
6	1:45.715	29.426	41.602	34.687	159.2	10:39.447	27	2:05.061	34.940	48.662	41.459	134.6	1:27:31.010	
7	1:43.292	28.951	39.860	34.481	162.9	12:22.739	28	2:05.771	34.756	48.864	42.151	133.8	1:29:36.781	
8	1:53.526B	30.660	39.929	42.937	148.2	14:16.265	29	2:04.129	34.989	48.176	40.964	135.6	1:31:40.910	
9	16:32.636	...	40.229	36.009	17.0	30:48.901	30	2:06.475	35.265	49.634	41.576	133.1	1:33:47.385	
10	1:46.537	30.309	41.194	35.034	158.0	32:35.438	31	2:06.197	35.951	49.124	41.122	133.4	1:35:53.582	
11	1:44.608	29.606	40.919	34.083	160.9	34:20.046	32	2:16.444B	35.296	49.075	52.073	123.3	1:38:10.026	
12	1:43.915	28.413	39.357	36.145	162.0	36:03.961	33	7:22.324	5:52.141	49.337	40.846	38.0	1:45:32.350	
13	1:45.056	29.768	40.340	34.948	160.2	37:49.017	34	2:00.041	33.822	46.490	39.729	140.2	1:47:32.391	
14	1:42.812	28.558	39.785	34.469	163.7	39:31.829	35	1:59.142	33.690	46.448	39.004	141.3	1:49:31.533	
15	1:41.919	28.528	39.534	33.857	165.1	41:13.748	36	1:57.959	33.315	45.641	39.003	142.7	1:51:29.492	
16	1:43.194	28.568	39.408	35.218	163.1	42:56.942	37	1:57.492	33.285	45.468	38.739	143.2	1:53:26.984	
17	1:51.945B	28.777	40.451	42.717	150.3	44:48.887	38	1:57.105	32.842	45.567	38.696	143.7	1:55:24.089	
18	40:17.653	...	41.630	34.485	7.0	1:25:06.540	39	2:49.135B	33.083	1:13.814	1:02.238	99.5	1:58:13.224	
19	1:43.511	29.169	40.051	34.291	162.6	1:26:50.051	40	33:52.511	...	47.345	38.547	8.3	2:32:05.735	
20	1:43.208	28.848	40.231	34.129	163.1	1:28:33.259	41	1:56.509	32.510	45.587	38.412	144.5	2:34:02.244	
21	1:44.112	28.828	40.703	34.581	161.7	1:30:17.371	42	2:17.652B	34.586	50.108	52.958	122.3	2:36:19.896	
22	1:45.891	29.036	40.808	36.047	158.9	1:32:03.262	43	10:41.757	8:37.272	1:06.999	57.486	26.2	2:47:01.653	
23	1:44.645	28.961	39.886	35.798	160.8	1:33:47.907	44	2:34.111	43.984	58.527	51.600	109.2	2:49:35.764	
24	1:45.597	29.210	41.213	35.174	159.4	1:35:33.504	047 047							
25	1:54.815B	29.028	43.390	42.397	146.6	1:37:28.319	TEAM VRT						VRT2	
26	9:39.200	8:23.815	40.800	34.585	29.1	1:47:07.519	1	5:08.238	3:14.373	1:04.437	49.428	52.9	5:08.238	
27	1:46.000	29.192	41.969	34.839	158.8	1:48:53.519	2	2:35.382B	45.574	55.820	53.988	108.3	7:43.620	
28	1:44.401	29.403	40.719	34.279	161.2	1:50:37.920	3	3:16.880B	1:29.542	55.945	51.393	85.5	11:00.500	
29	1:45.702	29.730	40.037	35.935	159.2	1:52:23.622	4	2:52.422	1:18.757	51.531	42.134	97.6	13:52.922	
30	1:43.275	29.020	39.951	34.304	163.0	1:54:06.897								



RACING TRACK DAYS 21th NOVEMBER 21

CIRCUIT DE BARCELONA - CATALUNYA

Afternoon Session

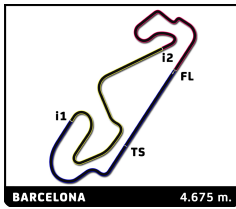
Sector Analysis

— Invalidated Lap ■ Personal Best ■ Session Best B Crossing the pit lane

Lap	Time	Sector 1	Sector 2	Sector 3	Kph	Elapsed	Lap	Time	Sector 1	Sector 2	Sector 3	Kph	Elapsed
5	2:12.178	38.174	50.329	43.675	127.3	16:05.100	27	2:07.147	36.535	49.558	41.054	132.4	1:30:04.440
6	2:34.825B	37.179	52.202	1:05.444	108.7	18:39.925	28	2:08.977	36.545	49.754	42.678	130.5	1:32:13.417
7	10:43.226	9:08.364	51.576	43.286	26.2	29:23.151	29	2:07.567	36.896	49.633	41.038	131.9	1:34:20.984
8	2:13.349	38.224	53.040	42.085	126.2	31:36.500	30	2:06.743	36.581	49.284	40.878	132.8	1:36:27.727
9	2:09.649	37.745	50.221	41.683	129.8	33:46.149	31	2:07.263	36.703	49.449	41.111	132.2	1:38:34.990
10	2:09.645	37.631	50.504	41.510	129.8	35:55.794	32	2:06.777	36.524	49.309	40.944	132.8	1:40:41.767
11	2:13.580	38.638	51.458	43.484	126.0	38:09.374	33	2:06.381	36.378	49.133	40.870	133.2	1:42:48.148
12	2:09.156	37.423	50.131	41.602	130.3	40:18.530	34	2:10.250	36.632	51.931	41.687	129.2	1:44:58.398
13	2:16.065B	38.151	50.424	47.490	123.7	42:34.595	35	2:06.555	36.434	49.107	41.014	133.0	1:47:04.953
14	53:29.325	...	58.660	46.698	5.2	1:36:03.920	36	2:29.319B	39.137	57.852	52.330	112.7	1:49:34.272
15	2:17.264	40.345	52.872	44.047	122.6	1:38:21.184	37	9:26.184	7:42.324	56.543	47.317	29.7	1:59:00.456
16	2:10.982	37.936	50.912	42.134	128.5	1:40:32.166	38	2:21.486	39.560	55.851	46.075	119.0	2:01:21.942
17	2:10.655	37.584	50.025	43.046	128.8	1:42:42.821	39	2:19.502	39.038	55.918	44.546	120.6	2:03:41.444
18	2:08.744	37.522	49.906	41.316	130.7	1:44:51.565	40	2:16.527	38.679	53.756	44.092	123.3	2:05:57.971
19	2:07.796	37.185	49.402	41.209	131.7	1:46:59.361	41	2:19.966	39.464	56.234	44.268	120.2	2:08:17.937
20	2:08.424	36.869	49.516	42.039	131.1	1:49:07.785	42	2:17.262	38.513	53.829	44.920	122.6	2:10:35.199
21	2:14.126B	37.817	50.170	46.139	125.5	1:51:21.911	43	2:17.172	38.730	53.963	44.479	122.7	2:12:52.371
22	4:30.286	2:52.979	53.137	44.170	62.3	1:55:52.197	44	2:15.564	38.314	53.869	43.381	124.1	2:15:07.935
23	2:14.112	39.117	52.311	42.684	125.5	1:58:06.309	45	2:23.037B	38.640	52.695	51.702	117.7	2:17:30.972
24	2:08.934	37.189	49.825	41.920	130.5	2:00:15.243	46	5:48.291	4:13.106	51.274	43.911	48.3	2:23:19.263
25	2:08.430	37.240	49.763	41.427	131.0	2:02:23.673	47	2:10.992	37.809	50.847	42.336	128.5	2:25:30.255
26	2:08.050	37.067	49.829	41.154	131.4	2:04:31.723	48	2:10.718	37.668	50.715	42.335	128.8	2:27:40.973
27	2:08.356	36.980	49.307	42.069	131.1	2:06:40.079	49	2:10.682	37.553	50.349	42.780	128.8	2:29:51.655
28	2:08.771	36.736	50.760	41.275	130.7	2:08:48.850	50	2:13.681	37.658	50.975	45.048	125.9	2:32:05.336
29	2:08.037	37.264	49.397	41.376	131.4	2:10:56.887	51	2:12.479	37.555	51.508	43.416	127.0	2:34:17.815
30	2:07.226	36.849	49.300	41.077	132.3	2:13:04.113	52	2:30.606B	38.760	53.376	58.470	111.7	2:36:48.421
31	2:15.983B	36.955	49.188	49.840	123.8	2:15:20.096	53	4:19.849	2:32.766	58.103	48.980	64.8	2:41:08.270
32	38:27.861B	...	1:00.588	58.414	7.3	2:53:47.957	54	2:36.167	42.912	1:00.894	52.361	107.8	2:43:44.437
							55	3:17.842B	45.009	1:28.298	1:04.535	85.1	2:47:02.279

59	MV2S1						MITJET 2L
MV2S RACING							
1	8:55.019	7:08.175	57.988	48.856	30.5	8:55.019	
2	2:24.148	41.876	57.090	45.182	116.8	11:19.167	
3	2:18.581	39.131	54.069	45.381	121.4	13:37.748	
4	2:19.875	38.785	55.183	45.907	120.3	15:57.623	
5	2:37.899B	39.537	55.755	1:02.607	106.6	18:35.522	
6	11:29.960	9:49.263	55.100	45.597	24.4	30:05.482	
7	3:06.349	40.657	53.979	1:31.713	90.3	33:11.831	
8	2:21.327	40.182	54.778	46.367	119.1	35:33.158	
9	2:20.352	39.239	55.467	45.646	119.9	37:53.510	
10	2:20.474	39.285	56.054	45.135	119.8	40:13.984	
11	2:19.453	39.324	55.214	44.915	120.7	42:33.437	
12	2:16.829	39.541	53.387	43.901	123.0	44:50.266	
13	2:37.287B	40.614	58.757	57.916	107.0	47:27.553	
14	9:31.570	7:55.194	52.619	43.757	29.4	56:59.123	
15	2:11.697	37.775	51.454	42.468	127.8	59:10.820	
16	2:10.623	37.360	51.035	42.228	128.8	1:01:21.443	
17	2:10.862	37.551	50.934	42.377	128.6	1:03:32.305	
18	2:16.184	39.146	54.621	42.417	123.6	1:05:48.489	
19	2:11.045	37.524	51.110	42.411	128.4	1:07:59.534	
20	2:10.122	37.332	50.796	41.994	129.3	1:10:09.656	
21	2:10.577	37.311	51.331	41.935	128.9	1:12:20.233	
22	2:10.177	37.167	50.971	42.039	129.3	1:14:30.410	
23	2:20.946B	37.225	50.079	53.642	119.4	1:16:51.356	
24	6:47.040	5:15.079	50.424	41.537	41.3	1:23:38.396	
25	2:10.185	36.846	52.105	41.234	129.3	1:25:48.581	
26	2:08.712	36.798	50.610	41.304	130.8	1:27:57.293	

99	Romain Leroux						Aston Martin Vantage V8 GT3
BULLIT RACING							
1	15:43.344	...	47.513	37.592	17.3	15:43.344	
2	1:48.436	30.265	42.575	35.596	155.2	17:31.780	
3	2:29.104B	34.910	54.085	1:00.109	112.9	20:00.884	
4	10:20.447	8:57.197	44.501	38.749	27.1	30:21.331	
5	1:55.204	32.159	43.905	39.140	146.1	32:16.535	
6	1:48.782	30.235	42.735	35.812	154.7	34:05.317	
7	2:00.740B	29.918	43.780	47.042	139.4	36:06.057	
8	10:17.045	8:55.493	44.450	37.102	27.3	46:23.102	
9	1:49.934	30.601	42.641	36.692	153.1	48:13.036	
10	1:49.507	30.991	42.316	36.200	153.7	50:02.543	
11	1:47.492	30.142	41.760	35.590	156.6	51:50.035	
12	1:49.731	30.007	43.431	36.293	153.4	53:39.766	
13	1:48.096	29.973	41.724	36.399	155.7	55:27.862	
14	2:05.347B	29.846	41.810	53.691	134.3	57:33.209	
15	10:34.097	9:12.294	44.272	37.531	26.5	1:08:07.306	
16	1:50.232	30.542	42.660	37.030	152.7	1:09:57.538	
17	1:49.163	30.601	42.251	36.311	154.2	1:11:46.701	
18	1:47.293	30.088	41.779	35.426	156.9	1:13:33.994	
19	1:47.548	30.065	41.865	35.618	156.5	1:15:21.542	
20	2:13.441B	29.958	48.134	55.349	126.1	1:17:34.983	
21	7:34.512	6:14.477	43.516	36.519	37.0	1:25:09.495	
22	1:47.328	30.010	41.841	35.477	156.8	1:26:56.823	
23	1:48.531	30.061	41.497	36.973	155.1	1:28:45.354	
24	1:47.377	30.059	41.728	35.590	156.7	1:30:32.731	
25	2:01.648B	32.849	43.716	45.083	138.3	1:32:34.379	



RACING TRACK DAYS 21th NOVEMBER 21

CIRCUIT DE BARCELONA - CATALUNYA

Afternoon Session

Sector Analysis

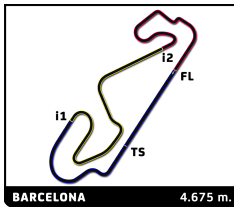
— Invalidated Lap ■ Personal Best ■ Session Best B Crossing the pit lane

Lap	Time	Sector 1	Sector 2	Sector 3	Kph	Elapsed	Lap	Time	Sector 1	Sector 2	Sector 3	Kph	Elapsed
26	7:30.877	6:10.251	43.178	37.448	37.3	1:40:05.256	6	1:53.964	31.429	44.536	37.999	147.7	46:25.035
27	1:48.924	30.335	42.191	36.398	154.5	1:41:54.180	7	2:06.874 B	31.201	44.952	50.721	132.7	48:31.909
28	1:47.877	30.018	41.898	35.961	156.0	1:43:42.057	8	38:32.634	...	44.647	37.778	7.3	1:27:04.543
29	1:47.360	29.746	41.605	36.009	156.8	1:45:29.417	9	1:50.869	30.698	42.937	37.234	151.8	1:28:55.412
30	1:47.498	29.836	41.561	36.101	156.6	1:47:16.915	10	1:50.221	30.388	42.743	37.090	152.7	1:30:45.633
31	1:48.309	30.059	41.841	36.409	155.4	1:49:05.224	11	1:52.279	31.259	43.456	37.564	149.9	1:32:37.912
32	1:59.468 B	31.521	42.585	45.362	140.9	1:51:04.692	12	2:09.879 B	31.946	47.964	49.969	129.6	1:34:47.791
33	5:30.860	4:12.492	42.596	35.772	50.9	1:56:35.552	13	8:44.240	7:21.687	44.060	38.493	32.1	1:43:32.031
34	1:47.500	30.113	41.620	35.767	156.6	1:58:23.052	14	1:52.034	31.403	43.244	37.387	150.2	1:45:24.065
35	1:48.914	30.401	41.911	36.602	154.5	2:00:11.966	15	1:52.741	31.122	43.351	38.268	149.3	1:47:16.806
36	1:47.839	30.072	41.286	36.481	156.1	2:01:59.805	16	1:52.346	31.523	43.418	37.405	149.8	1:49:09.152
37	1:52.244 B	30.111	41.365	40.768	149.9	2:03:52.049	17	1:51.946	31.176	43.270	37.500	150.3	1:51:01.098

101 Sergio López						
RC2 JUNIOR TEAM			AUDI AMARILLO			
1	14:14.935	...	58.413	45.052	19.1	14:14.935
2	2:23.091	44.212	53.635	45.244	117.6	16:38.026
3	2:28.882 B	40.234	49.536	59.112	113.0	19:06.908
4	13:04.936	...	47.602	39.006	21.4	32:11.844
5	1:57.352	33.156	46.000	38.196	143.4	34:09.196
6	1:56.582	32.764	45.209	38.609	144.4	36:05.778
7	1:58.110	33.020	46.631	38.459	142.5	38:03.888
8	2:04.566 B	33.056	46.284	45.226	135.1	40:08.454
9	4:01.973	2:36.230	47.140	38.603	69.6	44:10.427
10	1:56.775	33.206	45.483	38.086	144.1	46:07.202
11	2:41.593 B	32.834	1:09.342	59.417	104.2	48:48.795
12	22:20.611	...	46.642	38.664	12.6	1:11:09.406
13	1:57.948	33.146	45.879	38.923	142.7	1:13:07.354
14	1:57.044	33.093	45.585	38.366	143.8	1:15:04.398
15	2:17.423 B	33.429	47.758	56.236	122.5	1:17:21.821
16	8:32.715	7:07.646	46.931	38.138	32.8	1:25:54.536
17	1:58.015	34.269	45.952	37.794	142.6	1:27:52.551
18	1:57.274	33.886	45.392	37.996	143.5	1:29:49.825
19	1:55.402	32.657	44.987	37.758	145.8	1:31:45.227
20	1:56.160	32.667	45.467	38.026	144.9	1:33:41.387
21	2:07.837	33.704	50.079	44.054	131.7	1:35:49.224
22	2:12.134 B	34.227	47.660	50.247	127.4	1:38:01.358
23	6:26.560	4:51.082	47.492	47.986	43.5	1:44:27.918
24	2:09.399 B	33.208	46.057	50.134	130.1	1:46:37.317
25	6:27.125	5:01.402	47.014	38.709	43.5	1:53:04.442
26	1:56.510	32.903	45.559	38.048	144.5	1:55:00.952
27	1:57.449	33.726	45.323	38.400	143.3	1:56:58.401
28	1:56.546	32.660	45.196	38.690	144.4	1:58:54.947
29	2:16.655 B	32.875	49.426	54.354	123.2	2:01:11.602
30	39:54.120 B	...	56.037	1:01.576	7.0	2:41:05.722
31	4:07.742	2:28.745	53.628	45.369	67.9	2:45:13.464
32	2:14.956	37.331	52.394	45.231	124.7	2:47:28.420
33	2:13.190	37.011	51.282	44.897	126.4	2:49:41.610
34	2:32.423 B	36.973	51.878	1:03.572	110.4	2:52:14.033

114 Jurgen						
MONLAU MOTORSPORT			Renault RS01			
1	36:44.001	...	46.489	40.584	7.4	36:44.001
2	2:00.077	33.156	47.526	39.395	140.2	38:44.078
3	1:57.892	33.938	44.942	39.012	142.8	40:41.970
4	1:54.256	31.892	44.055	38.309	147.3	42:36.226
5	1:54.845	32.017	44.441	38.387	146.5	44:31.071

916 VIRAGE 3													
TEAM VIRAGE										Ligier JSP4			
1	5:24.558	3:52.481	51.415	40.662	50.3	5:24.558							
2	2:05.255 B	37.712	46.054	41.489	134.4	7:29.813							
3	3:20.999	1:59.144	44.272	37.583	83.7	10:50.812							
4	1:52.775	32.061	44.404	36.310	149.2	12:43.587							
5	1:49.085	31.052	42.433	35.600	154.3	14:32.672							
6	1:52.916	31.539	45.543	35.834	149.0	16:25.588							
7	2:15.620 B	30.817	42.362	1:02.441	124.1	18:41.208							
8	10:13.415	8:53.655	43.561	36.199	27.4	28:54.623							
9	1:49.690	31.119	42.632	35.939	153.4	30:44.313							
10	1:53.986	32.346	45.002	36.638	147.6	32:38.299							
11	1:53.641	31.290	45.243	37.108	148.1	34:31.940							
12	1:51.616	32.163	43.554	35.899	150.8	36:23.556							
13	1:50.424	30.884	42.704	36.836	152.4	38:13.980							
14	1:54.188	32.638	42.917	38.633	147.4	40:08.168							
15	1:58.283 B	34.608	43.854	39.821	142.3	42:06.451							
16	8:20.482	6:58.547	44.854	37.081	33.6	50:26.933							
17	1:51.463	31.449	43.374	36.640	151.0	52:18.396							
18	1:54.842	31.270	45.120	38.452	146.5	54:13.238							
19	1:51.236	31.479	43.333	36.424	151.3	56:04.474							
20	1:50.620	31.182	42.999	36.439	152.1	57:55.094							
21	1:50.135	31.130	42.698	36.307	152.8	59:45.229							
22	1:50.346	31.118	42.914	36.314	152.5	1:01:35.575							
23	1:55.861 B	31.305	42.985	41.571	145.3	1:03:31.436							
24	5:40.064	4:20.162	43.379	36.523	49.5	1:09:11.500							
25	1:51.500	31.855	43.196	36.449	150.9	1:11:03.000							
26	1:50.253	31.130	42.841	36.282	152.6	1:12:53.253							
27	1:50.969	31.293	43.345	36.331	151.7	1:14:44.222							
28	1:57.984 B	31.162	43.269	43.553	142.6	1:16:42.206							
29	19:23.698	...	44.029	36.666	14.5	1:09:11.500							
30	1:51.565	31.529	43.105	36.931	150.9	1:37:57.469							
31	1:49.832	31.550	43.184	35.098	153.2	1:39:47.301							
32	2:02.365 B	31.195	43.922	47.248	137.5	1:41:49.666							



RACING TRACK DAYS 21th NOVEMBER 2

CIRCUIT DE BARCELONA - CATALUNYA

Afternoon Session

Sector Analysis

— Invalidated Lap ■ Personal Best ■ Session Best B Crossing the pit lane

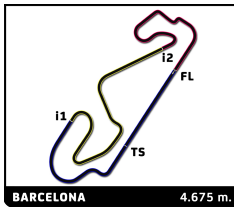
Lap	Time	Sector 1	Sector 2	Sector 3	Kph	Elapsed	Lap	Time	Sector 1	Sector 2	Sector 3	Kph	Elapsed
33	7:13.248	5:52.126	43.919	37.203	38.8	1:49:02.914	16	1:55.799	32.525	45.293	37.981	145.3	53:24.121
34	1:51.429	31.377	43.615	36.437	151.0	1:50:54.343	17	1:55.111	32.395	44.968	37.748	146.2	55:19.232
35	1:50.372	31.212	42.944	36.216	152.5	1:52:44.715	18	1:55.360	32.326	45.109	37.925	145.9	57:14.592
36	1:57.439B	32.426	44.424	40.589	143.3	1:54:42.154	19	2:07.867B	34.918	47.999	44.950	131.6	59:22.459
37	17:44.077	...	47.895	38.389	15.8	2:12:26.231	20	24:50.979	...	52.685	43.167	11.3	1:24:13.438
38	1:53.516	32.242	44.386	36.888	148.3	2:14:19.747	21	2:06.601	35.798	49.502	41.301	132.9	1:26:20.039
39	1:50.984	31.517	43.040	36.427	151.6	2:16:10.731	22	2:04.747	34.409	49.160	41.178	134.9	1:28:24.786
40	1:52.452	32.001	43.197	37.254	149.7	2:18:03.183	23	2:05.519	34.482	50.134	40.903	134.1	1:30:30.305
41	1:50.693	31.482	42.946	36.265	152.0	2:19:53.876	24	2:05.265	35.955	48.904	40.406	134.4	1:32:35.570
42	1:50.288	31.150	42.952	36.186	152.6	2:21:44.164	25	2:06.448	34.791	51.000	40.657	133.1	1:34:42.018
43	1:55.068B	31.729	42.857	40.482	146.3	2:23:39.232	26	2:02.600	33.908	48.710	39.982	137.3	1:36:44.618
44	12:18.678	...	48.458	39.897	22.8	2:35:57.910	27	2:01.938	34.061	47.742	40.135	138.0	1:38:46.556
45	2:06.647B	34.030	47.327	45.290	132.9	2:38:04.557	28	2:00.990	33.569	47.785	39.636	139.1	1:40:47.546

990 VIRAGE-LMP3						
TEAM VIRAGE			Ligier LMP3			
1	14:11.238	...	43.529	40.809	19.2	14:11.238
2	1:51.413	29.968	43.347	38.098	151.1	16:02.651
3	2:25.607B	30.372	59.123	56.112	115.6	18:28.258
4	41:27.798	...	44.895	36.744	6.8	59:56.056
5	1:53.498	29.902	41.788	41.808	148.3	1:01:49.554
6	1:48.275	29.789	42.049	36.437	155.4	1:03:37.829
7	1:54.358	33.748	44.229	36.381	147.2	1:05:32.187
8	1:46.833	29.533	41.461	35.839	157.5	1:07:19.020
9	1:47.081	29.602	41.597	35.882	157.2	1:09:06.101
10	1:48.227	30.499	41.700	36.028	155.5	1:10:54.328
11	2:03.879B	29.327	44.049	50.503	135.9	1:12:58.207
12	15:27.394	...	43.078	36.353	18.1	1:28:25.601
13	1:50.041	29.818	42.375	37.848	152.9	1:30:15.642
14	1:49.961	32.000	41.707	36.254	153.1	1:32:05.603
15	1:45.878	29.392	40.619	35.867	159.0	1:33:51.481
16	2:02.887B	30.886	42.128	49.873	137.0	1:35:54.368
17	26:43.529	...	43.241	35.709	10.5	2:02:37.897
18	1:46.191	29.309	42.182	34.700	158.5	2:04:24.088
19	1:44.697	29.581	40.445	34.671	160.7	2:06:08.785
20	1:46.498	28.905	42.592	35.001	158.0	2:07:55.283
21	1:59.317B	29.872	42.511	46.934	141.1	2:09:54.600
22	26:46.110	...	44.864	37.285	10.5	2:36:40.710
23	2:17.172B	33.315	50.476	53.381	122.7	2:38:57.882

31	2:01.454	33.859	47.935	39.660	138.6	1:46:53.657
32	2:02.046	33.587	47.867	40.592	137.9	1:48:55.703
33	2:04.243	33.739	48.906	41.598	135.5	1:50:59.946
34	2:02.486	34.053	48.299	40.134	137.4	1:53:02.432
35	2:02.374	33.662	48.325	40.387	137.5	1:55:04.806
36	2:01.682	33.819	47.837	40.026	138.3	1:57:06.488
37	2:01.552	33.572	48.203	39.777	138.5	1:59:08.040
38	2:01.580	33.571	48.109	39.900	138.4	2:01:09.620
39	2:02.150	33.929	47.893	40.328	137.8	2:03:11.770
40	2:02.002	34.237	47.702	40.063	137.9	2:05:13.772
41	2:01.168	33.846	47.664	39.658	138.9	2:07:14.940
42	2:03.820	35.752	48.122	39.946	135.9	2:09:18.760
43	2:02.363	33.885	47.602	40.876	137.5	2:11:21.123
44	2:04.886	36.138	48.566	40.182	134.8	2:13:26.009
45	2:03.464	33.855	48.598	41.011	136.3	2:15:29.473
46	2:02.167	33.893	48.156	40.118	137.8	2:17:31.640
47	2:09.098B	35.296	48.845	44.957	130.4	2:19:40.738
48	3:34.705	2:08.595	46.704	39.406	78.4	2:23:15.443
49	1:59.171	33.579	46.450	39.142	141.2	2:25:14.614
50	1:59.316	33.608	46.663	39.045	141.1	2:27:13.930
51	1:59.489	33.396	46.384	39.709	140.8	2:29:13.419
52	2:01.895	33.579	46.915	41.401	138.1	2:31:15.314

991 Lorenzo Mendieta						
DECKEN MOTORSPORT			Porsche 718 GT4			
1	2:40.966	53.739	59.530	47.697	101.3	2:40.966
2	2:19.793	39.998	53.788	46.007	120.4	5:00.759
3	2:11.019	37.262	50.448	43.309	128.5	7:11.778
4	2:08.151	34.967	50.410	42.774	131.3	9:19.929
5	2:07.753	35.209	50.574	41.970	131.7	11:27.682
6	2:20.628B	36.701	52.561	51.366	119.7	13:48.310
7	16:33.923	...	57.630	46.627	16.9	30:22.233
8	2:13.272	38.704	52.162	42.406	126.3	32:35.505
9	2:03.382	34.567	48.688	40.127	136.4	34:38.887
10	2:03.291	33.549	48.671	41.071	136.5	36:42.178
11	2:03.380	33.947	48.570	40.863	136.4	38:45.558
12	2:10.919	34.377	53.832	42.710	128.6	40:56.477
13	2:02.205	33.500	48.263	40.442	137.7	42:58.682
14	2:25.472B	37.601	55.258	52.613	115.7	45:24.154
15	6:04.168	4:39.125	46.150	38.893	46.2	51:28.322

997 Oscar Maso						
ALL TERRAIN MOTORSPORT			CUPRA TCR MK3			
1	19:48.869B	...	1:11.982	1:04.533	13.7	19:48.869
2	10:13.850	8:33.751	55.241	44.858	27.4	30:02.719
3	2:18.233	38.083	56.508	43.642	121.8	32:20.952
4	2:11.951	36.978	51.154	43.819	127.5	34:32.903
5	2:09.002	36.241	50.877	41.884	130.5	36:41.905
6	2:27.151B	39.654	54.024	53.473	114.4	39:09.056
7	7:27.018	5:54.024	51.183	41.811	37.6	46:36.074
8	2:07.332	35.881	49.773	41.678	132.2	48:43.406
9	2:06.434	35.593	49.503	41.338	133.1	50:49.840
10	2:06.596	35.415	49.662	41.519	132.9	52:56.436
11	2:06.465	35.695	49.343	41.427	133.1	55:02.901
12	2:28.897B	35.323	55.194	58.380	113.0	57:31.798
13	16:47.492	...	50.585	41.708	16.7	1:14:19.290
14	2:08.209	35.521	49.007	43.681	131.3	1:16:27.499
15	2:55.624B	41.774	1:05.443	1:08.407	95.8	1:19:23.123
16	7:15.085	5:43.240	50.329	41.516	38.7	1:26:38.208
17	2:06.791	36.234	49.447	41.110	132.7	1:28:44.999



RACING TRACK DAYS 21th NOVEMBER 2

CIRCUIT DE BARCELONA - CATALUNYA

Afternoon Session

Sector Analysis

— Invalidated Lap ■ Personal Best ■ Session Best B Crossing the pit lane

Lap	Time	Sector 1	Sector 2	Sector 3	Kph	Elapsed	Lap	Time	Sector 1	Sector 2	Sector 3	Kph	Elapsed
18	2:05.007	35.276	48.838	40.893	134.6	1:30:50.006							
19	2:04.775	35.092	48.897	40.786	134.9	1:32:54.781							
20	2:06.454	35.535	49.952	40.967	133.1	1:35:01.235							
21	2:05.040	35.778	48.529	40.733	134.6	1:37:06.275							
22	2:04.364	34.865	48.713	40.786	135.3	1:39:10.639							
23	2:24.784B	38.563	53.258	52.963	116.2	1:41:35.423							
24	26:40.016	...	56.155	43.319	10.5	2:08:15.439							
25	2:21.159	37.504	50.554	53.101	119.2	2:10:36.598							
26	2:11.468	38.419	50.084	42.965	128.0	2:12:48.066							
27	2:28.944B	38.836	53.225	56.883	113.0	2:15:17.010							

998
BAPORO 2

BAPORO

Audi TCR

1	32:29.905	...	52.512	42.830	8.4	32:29.905							
2	2:06.048	35.958	49.521	40.569	133.5	34:35.953							
3	2:01.729	34.362	47.727	39.640	138.3	36:37.682							
4	1:59.169	33.458	46.530	39.181	141.2	38:36.851							
5	2:21.259B	40.767	50.415	50.077	119.1	40:58.110							
6	7:17.787	5:42.355	52.183	43.249	38.4	48:15.897							
7	2:02.197	33.983	48.184	40.030	137.7	50:18.094							
8	1:57.909	33.076	46.010	38.823	142.7	52:16.003							
9	1:56.938	33.123	45.336	38.479	143.9	54:12.941							
10	2:06.846B	32.931	46.003	47.912	132.7	56:19.787							
11	9:21.235	7:53.631	48.227	39.377	30.0	1:05:41.022							
12	1:56.955	32.907	45.506	38.542	143.9	1:07:37.977							
13	1:56.921	32.950	45.540	38.431	143.9	1:09:34.898							
14	1:57.797	32.986	45.832	38.979	142.9	1:11:32.695							
15	1:57.101	33.039	45.483	38.579	143.7	1:13:29.796							
16	1:58.382	32.939	46.387	39.056	142.2	1:15:28.178							
17	2:23.103B	32.927	46.868	1:03.308	117.6	1:17:51.281							
18	22:50.409	...	47.707	39.905	12.3	1:40:41.690							
19	1:59.157	33.326	46.054	39.777	141.2	1:42:40.847							
20	1:58.476	33.156	46.070	39.250	142.1	1:44:39.323							
21	2:19.935B	35.178	49.689	55.068	120.3	1:46:59.258							