

# GT - CER

## CIRCUIT DE BARCELONA - CATALUNYA

### Entrenamiento Privado 1

### Vuelta a vuelta

— Vuelta invalidada

■ Mejor Personal

■ Mejor de la sesión

■ Cruzando por el pit lane

Vlt.	P	Tiempo	Sector 1	Sector 2	Sector 3	V.Max	T. Sesión	
<b>10</b>	<b>Veloso Motorsport</b>							
	Audi RS3 LMS SEQ D1							
	1. Jorge M. PEREIRA DA COS							
	2. Pedro A. PEREIRA DA SILV.							
	1	1	3:25.407	1:33.925	1:03.088	48.394	124.0	3:25.407
	2	1	2:19.019	39.156	54.659	45.204	215.3	5:44.426
	3	1	2:47.971 <b>B</b>	42.423	1:03.966	1:01.582	187.8	8:32.397
	4	1	11:14.205	9:35.130	54.523	44.552	144.2	19:46.602
	5	1	2:14.004	37.412	51.953	44.639	229.9	22:00.606
	6	1	2:08.723	36.385	50.684	41.654	236.3	24:09.329
	7	1	2:04.883	35.452	48.703	40.728	239.5	26:14.212
	8	1	2:03.791	35.185	48.515	40.091	240.0	28:18.003
	9	1	2:02.240	34.217	47.524	40.499	238.4	30:20.243
	10	1	2:16.813 <b>B</b>	34.459	49.559	52.795	238.9	32:37.056
	11	1	4:39.492	3:05.073	51.270	43.149	156.2	37:16.548
	12	1	2:12.836	35.142	49.544	48.150	236.9	39:29.384
	13	1	2:02.004	33.995	47.442	40.567	240.0	41:31.388
	14	1	2:02.196	33.890	47.419	40.887	240.5	43:33.584
	15	1	2:01.968	33.913	47.611	40.444	238.9	45:35.552
	16	1	2:00.425	33.381	47.417	39.627	238.9	47:35.977
	17	1	2:19.254 <b>B</b>	33.762	47.474	58.018	240.5	49:55.231
	18	1	5:13.974	3:42.460	50.137	41.377	158.0	55:09.205
19	1	2:01.993	34.435	47.390	40.168	236.9	57:11.198	
20	1	2:01.015	33.955	47.041	40.019	238.4	59:12.213	
21	1	2:00.756	33.720	47.136	39.900	239.5	1:01:12.969	

Vlt.	P	Tiempo	Sector 1	Sector 2	Sector 3	V.Max	T. Sesión	
<b>14</b>	<b>Skualo Competición</b>							
	Renault Clio V Cup D5							
	1. Henk VAN ZOEST (Jf)							
	2. Mathieu LANNEPOUDEN							
	1	1	8:19.430 <b>B</b>	6:15.390	1:03.437	1:00.603	93.8	8:19.430
	2	1	11:34.122	9:53.671	56.101	44.350	141.0	19:53.552
	3	1	2:15.742	39.002	52.941	43.799	203.6	22:09.294
	4	1	2:13.510	38.409	52.346	42.755	205.1	24:22.804
	5	1	2:22.143 <b>B</b>	38.715	52.299	51.129	203.2	26:44.947
	6	1	4:04.909	2:30.439	51.646	42.824	142.9	30:49.856
	7	1	2:29.327 <b>B</b>	38.578	52.111	58.638	204.4	33:19.183
	8	1	5:45.096	4:08.738	52.326	44.032	109.2	39:04.279
	9	1	2:10.035	37.555	50.450	42.030	207.1	41:14.314
	10	1	2:09.069	36.960	50.223	41.886	209.9	43:23.383
	11	1	2:15.120	39.307	50.954	44.859	207.1	45:38.503
	12	1	2:09.458	37.241	50.627	41.590	207.9	47:47.961
	13	1	2:38.210 <b>B</b>	37.180	55.336	1:05.694	208.7	50:26.171
	14	1	6:18.166	4:30.036	1:02.777	45.353	136.2	56:44.337
	15	1	2:10.663	37.686	50.863	42.114	204.0	58:55.000
	16	1	2:09.553	37.282	50.461	41.810	207.1	1:01:04.553

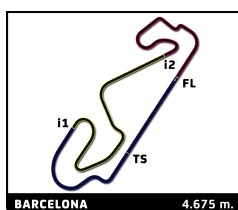
Vlt.	P	Tiempo	Sector 1	Sector 2	Sector 3	V.Max	T. Sesión	
<b>18</b>	<b>CD Piemar Sport</b>							
	Renault Clio Cup IV D4							
	1. José Luis LÓPEZ VALDIVIE							
	2. Alvaro RODRIGUEZ SASTR							
	1	1	4:59.986	3:11.565	58.664	49.757	97.2	4:59.986
	2	1	2:52.623 <b>B</b>	41.340	58.607	1:12.676	196.6	7:52.609
	3	1	12:34.234	...	56.694	46.599	103.6	20:26.843
	4	1	2:22.099	41.260	56.476	44.363	185.5	22:48.942
	5	1	2:13.820	38.083	52.261	43.476	205.1	25:02.762
	6	1	2:13.528	38.083	52.040	43.405	205.1	27:16.290
	7	1	2:14.257	38.743	51.553	43.961	206.3	29:30.547
	8	1	2:30.323 <b>B</b>	37.939	53.277	59.107	205.1	32:00.870

Vlt.	P	Tiempo	Sector 1	Sector 2	Sector 3	V.Max	T. Sesión
9	1	5:47.108	4:11.420	52.181	43.507	141.9	37:47.978
10	1	2:15.946	40.622	52.524	42.800	208.3	40:03.924
11	1	2:11.532	37.606	51.110	42.816	206.3	42:15.456
12	1	2:11.592	37.471	51.641	42.480	206.3	44:27.048
13	1	2:11.155	37.736	50.973	42.446	205.5	46:38.203
14	1	2:12.711	37.315	50.831	44.565	204.4	48:50.914
15	1	3:03.733 <b>B</b>	49.262	1:05.733	1:08.738	135.4	51:54.647

Vlt.	P	Tiempo	Sector 1	Sector 2	Sector 3	V.Max	T. Sesión	
<b>19</b>	<b>Promotion Motorsport</b>							
	BMW M2 CS Racing. D3							
	1. SMÖRG							
	2. Francisco J. MACIAS AMO							
	1	1	5:59.920	4:23.565	52.098	44.257	127.9	5:59.920
	2	1	3:05.944 <b>B</b>	49.217	1:14.700	1:02.027	217.0	9:05.864
	3	1	10:44.264	9:08.098	52.866	43.300	151.4	19:50.128
	4	1	2:12.492	36.861	51.589	44.042	225.1	22:02.620
	5	1	2:09.197	35.973	50.628	42.596	227.9	24:11.817
	6	1	2:07.615	35.744	49.682	42.189	228.9	26:19.432
	7	1	2:06.786	35.444	49.786	41.556	227.9	28:26.218
	8	1	2:07.430	35.212	49.250	42.968	228.9	30:33.648
	9	1	2:32.053 <b>B</b>	38.662	54.963	58.428	228.4	33:05.701
	10	1	7:25.277	5:51.996	50.905	42.376	158.9	40:30.978
	11	1	2:10.111	36.195	51.153	42.763	232.3	42:41.089
	12	1	2:07.384	35.885	49.393	42.106	227.0	44:48.473
	13	1	2:06.801	35.462	49.719	41.620	227.4	46:55.274
	14	1	2:13.077 <b>B</b>	35.658	49.352	48.067	229.4	49:08.351
15	1	6:20.954	4:46.127	50.486	44.341	156.4	55:29.305	
16	1	2:06.953	35.670	49.364	41.919	233.8	57:36.258	
17	1	2:07.160	35.817	49.504	41.839	232.8	59:43.418	
18	1	2:20.948 <b>B</b>	38.124	52.054	50.770	232.8	1:02:04.366	

Vlt.	P	Tiempo	Sector 1	Sector 2	Sector 3	V.Max	T. Sesión	
<b>20</b>	<b>Jr Chefo Sport</b>							
	Renault Clio V Cup D5							
	1. Alejandro IRIBAS ESTRAD/							
	2. Nico ABELLA ROMERO (Jr)							
	1	1	2:58.003	1:15.531	57.830	44.642	116.9	2:58.003
	2	1	2:11.934	38.539	51.509	41.886	201.3	5:09.937
	3	1	2:44.279 <b>B</b>	37.511	53.398	1:13.370	203.2	7:54.216
	4	1	11:52.855	...	53.608	44.069	137.8	19:47.071
	5	1	2:18.222	37.912	51.851	48.459	206.3	22:05.293
	6	1	2:09.337	37.698	50.225	41.414	207.1	24:14.630
	7	1	2:07.973	37.066	49.634	41.273	207.1	26:22.603
	8	1	2:08.286	36.935	49.515	41.836	206.3	28:30.889
	9	1	2:07.514	36.882	49.395	41.237	205.5	30:38.403
	10	1	2:33.704 <b>B</b>	39.130	59.051	55.523	206.3	33:12.107
	11	1	4:46.727	3:06.818	55.838	44.071	141.0	37:58.834
	12	1	2:13.793	39.232	51.941	42.620	204.7	40:12.627
	13	1	2:17.529	41.492	51.795	44.242	205.1	42:30.156
	14	1	2:10.654	37.500	51.151	42.003	207.5	44:40.810
	15	1	2:11.168	38.085	51.097	41.986	206.3	46:51.978
	16	1	2:20.564 <b>B</b>	37.616	50.739	52.209	205.1	49:12.542
17	1	6:08.978	4:30.743	52.422	45.813	141.4	55:21.520	
18	1	2:13.247	38.589	52.530	42.128	209.9	57:34.767	
19	1	2:10.420	37.255	51.125	42.040	209.5	59:45.187	
20	1	2:13.302	37.357	52.965	42.980	208.3	1:01:58.489	

Vlt.	P	Tiempo	Sector 1	Sector 2	Sector 3	V.Max	T. Sesión
<b>21</b>	<b>Escudería Faraón</b>						
	BMW M2 CS Racing D1						
	1. Miguel GÓMEZ GUILLÉN						
2. Pedro M. SILVERO CASTIL							



**GT - CER**  
**CIRCUIT DE BARCELONA - CATALUNYA**  
Entrenamiento Privado 1

Vuelta a vuelta


— Vuelta invalidada    ■ Mejor Personal    ■ Mejor de la sesión    B Cruzando por el pit lane

Vlt.	P	Tiempo	Sector 1	Sector 2	Sector 3	V.Max	T. Sesión	Vlt.	P	Tiempo	Sector 1	Sector 2	Sector 3	V.Max	T. Sesión
1	1	5:43.949	3:57.011	57.170	49.768	104.6	5:43.949	7	1	2:10.962	37.656	51.204	42.102	208.3	29:19.969
2	1	2:45.836 <b>B</b>	42.045	1:03.150	1:00.641	209.1	8:29.785	8	1	2:21.500 <b>B</b>	37.973	51.040	52.487	207.9	31:41.469
3	1	11:55.848	...	54.836	48.458	126.1	20:25.633	9	1	6:26.781	4:48.147	55.215	43.419	144.8	38:08.250
4	1	2:15.913	37.994	53.213	44.706	236.3	22:41.546	10	1	2:10.302	37.481	50.779	42.042	209.9	40:18.552
5	1	2:09.847	36.200	50.622	43.025	241.1	24:51.393	11	1	2:09.650	37.326	50.558	41.766	211.1	42:28.202
6	1	2:12.474	37.606	51.208	43.660	241.1	27:03.867	12	1	2:07.261	36.539	49.716	41.006	210.3	44:35.463
7	1	2:09.563	36.682	50.806	42.075	241.6	29:13.430	13	1	2:13.871 <b>B</b>	36.215	50.305	47.351	211.1	46:49.334
8	1	2:20.498 <b>B</b>	35.528	50.038	54.932	242.1	31:33.928	14	1	8:31.401	6:56.769	51.673	42.959	148.3	55:20.735
9	1	7:41.757	6:08.687	50.759	42.311	120.0	39:15.685	15	1	2:12.374	37.709	52.501	42.164	208.7	57:33.109
10	1	2:08.433	35.736	50.363	42.334	217.0	41:24.118	16	1	2:09.130	36.807	50.719	41.604	213.6	59:42.239
11	1	2:06.178	34.737	49.852	41.589	243.8	43:30.296	17	1	2:14.896	39.332	53.379	42.185	209.5	1:01:57.135
12	1	2:14.930	34.829	48.191	51.910	243.2	45:45.226	<div style="border: 1px solid black; padding: 5px;"> <b>50</b> RACE BMW M2 CS Racing. D3                      1. Borja HORMIGOS NICOL                      2. Hector HERNÁNDEZ BENÍ                 </div>							
13	1	2:03.862	34.748	47.925	41.189	244.3	47:49.088								
14	1	2:40.609 <b>B</b>	34.759	1:01.985	1:03.865	245.4	50:29.697	1	1	4:43.807	2:50.524	1:01.977	51.306	128.7	4:43.807
15	1	5:18.766	3:44.882	50.905	42.979	150.0	55:48.463	2	1	2:36.488 <b>B</b>	41.180	56.099	59.209	204.7	7:20.295
16	1	2:09.426	35.804	50.527	43.095	242.1	57:57.889	3	1	12:59.731	...	56.240	46.758	136.9	20:20.026
17	1	2:09.409	36.543	50.195	42.671	242.7	1:00:07.298	4	1	2:14.729	38.742	52.707	43.280	223.7	22:34.755

26	<b>Pcr Sport</b>		CUPRA TCR												
	1. Vicente DASÍ MARTINEZ D 2. Josep PARERA MARTINELL		D1												
1	1	3:22.576	1:32.571	1:00.509	49.496	114.9	3:22.576	1	1	4:43.807	2:50.524	1:01.977	51.306	128.7	4:43.807
2	1	2:15.292	38.778	52.275	44.239	212.3	5:37.868	2	1	2:36.488 <b>B</b>	41.180	56.099	59.209	204.7	7:20.295

28	<b>Monlau Competición</b>		CUPRA TCR												
	1. Jordi GENÉ GUERRERO 2. Eric GENÉ CASANOVAS		D1												
1	1	2:51.133	1:04.667	59.827	46.639	129.9	2:51.133	1	1	4:43.807	2:50.524	1:01.977	51.306	128.7	4:43.807
2	1	2:12.388	41.831	49.340	41.217	178.5	5:03.521	2	1	2:36.488 <b>B</b>	41.180	56.099	59.209	204.7	7:20.295
3	1	2:26.521 <b>B</b>	37.138	52.083	57.300	236.3	7:30.042	3	1	12:59.731	...	56.240	46.758	136.9	20:20.026
4	1	12:10.454	...	52.957	41.862	146.7	19:40.496	4	1	2:14.729	38.742	52.707	43.280	223.7	22:34.755
5	1	2:06.580	35.873	49.370	41.337	238.9	21:47.076	5	1	2:11.287	36.411	51.964	42.912	229.9	24:46.042
6	1	2:01.837	33.941	47.434	40.462	238.4	23:48.913	6	1	2:09.227	36.072	50.764	42.391	230.3	26:55.269
7	1	2:01.243	33.973	47.945	39.325	238.9	25:50.156	7	1	2:08.225	35.840	50.600	41.785	229.4	29:03.494
8	1	1:59.774	33.149	47.474	39.151	241.1	27:49.930	8	1	2:16.219 <b>B</b>	35.440	49.012	51.767	233.3	31:19.713
9	1	1:59.353	33.484	46.601	39.268	240.5	29:49.283	9	1	6:36.146	4:57.386	55.980	42.780	140.8	37:55.859
10	1	2:16.859 <b>B</b>	33.076	46.395	57.388	241.6	32:06.142	10	1	2:11.978	35.856	52.613	43.509	231.8	40:07.837
11	1	4:57.572	3:28.382	48.774	40.416	163.0	37:03.714	11	1	2:04.937	35.740	48.442	40.755	232.8	42:12.774
12	1	2:00.705	34.018	47.595	39.092	238.9	39:04.419	12	1	2:17.046	37.545	55.542	43.959	234.8	44:29.820
13	1	1:59.286	33.131	46.901	39.254	240.5	41:03.705	13	1	2:17.773 <b>B</b>	35.744	51.473	50.556	230.8	46:47.593
14	1	1:59.920	33.560	47.050	39.310	240.0	43:03.625	14	1	3:47.694 <b>B</b>	1:52.115	50.897	1:04.682	158.0	50:35.287
15	1	1:59.675	33.587	46.628	39.460	239.5	45:03.300	15	1	4:33.887	3:01.177	50.543	42.167	157.3	55:09.174
16	1	2:12.649 <b>B</b>	33.550	46.808	52.291	239.5	47:15.949	16	1	2:08.770	37.714	49.474	41.582	231.8	57:17.944
17	1	7:38.879	6:10.758	48.112	40.009	121.3	54:54.828	17	1	2:05.010	35.304	48.375	41.331	231.8	59:22.954
18	1	1:56.717	33.070	45.396	38.251	236.9	56:51.545	<div style="border: 1px solid black; padding: 5px;"> <b>54</b> Monlau Competición CUPRA TCR D1                      1. Patrick BAY                      2. Berta RAFOLS PAZ (Da)                 </div>							
19	1	1:56.511	32.935	45.269	38.307	239.5	58:48.056								
20	1	1:55.920	32.738	45.035	38.147	240.0	1:00:43.976								

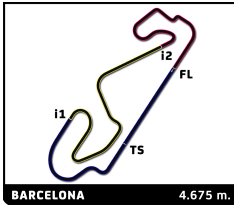
32	<b>Club Jarama Sport</b>		Renault Clio Cup IV												
	1. Laurent PUITGMAL 2. Nicolas LE NAOUR		D4												
1	1	4:26.149	1:59.994	1:36.476	49.679	123.7	4:26.149	1	1	4:43.807	2:50.524	1:01.977	51.306	128.7	4:43.807
2	1	2:38.035 <b>B</b>	43.849	57.067	57.119	183.6	7:04.184	2	1	2:36.488 <b>B</b>	41.180	56.099	59.209	204.7	7:20.295
3	1	13:22.773	...	57.463	45.106	132.9	20:26.957	3	1	12:59.731	...	56.240	46.758	136.9	20:20.026
4	1	2:17.159	39.787	53.669	43.703	205.5	22:44.116	4	1	5:33.827	3:43.788	1:00.706	49.333	141.9	25:41.272
5	1	2:13.194	38.943	51.589	42.662	207.5	24:57.310	5	1	2:21.496	40.922	53.647	46.927	202.1	28:02.768
6	1	2:11.697	38.011	51.578	42.108	207.1	27:09.007	6	1	2:10.796	36.502	52.049	42.245	231.3	30:13.564

**GT - CER**  
CIRCUIT DE BARCELONA - CATALUNYA  
Entrenamiento Privado 1

## Vuelta a vuelta

— Vuelta invalidada  
■ Mejor Personal  
■ Mejor de la sesión  
B Cruzando por el pit lane

Vlt.	P	Tiempo	Sector 1	Sector 2	Sector 3	V.Max	T. Sesión	Vlt.	P	Tiempo	Sector 1	Sector 2	Sector 3	V.Max	T. Sesión					
<b>81</b> Promotion Motorsport BMW M2 CS Racing D1								9 1 1:55.945 32.140 44.920 38.885 263.9 38:23.905												
1. José M. DE LOS MILAGRO								10 1 1:57.084 32.692 45.816 38.576 267.1 40:20.989												
2. Nerea MARTI MARTI (Da)(								11 1 1:54.544 32.009 44.697 37.838 269.8 42:15.533												
1	1	5:57.149	4:18.211	53.820	45.118	132.4	5:57.149	12	1	1:54.651	32.162	44.653	37.836	268.4	44:10.184					
2	1	2:55.873	B 49.320	1:08.000	58.553	195.9	8:53.022	13	1	1:54.443	31.769	44.503	38.171	266.5	46:04.627					
3	1	10:57.611	9:24.951	50.908	41.752	154.4	19:50.633	14	1	6:23.390	B 31.729	44.347	5:07.314	266.5	52:28.017					
4	1	2:10.193	35.422	50.315	44.456	242.1	22:00.826	15	1	6:14.835	4:36.192	56.562	42.081	153.3	58:42.852					
5	1	2:05.159	35.215	48.992	40.952	242.7	24:05.985	16	1	1:56.718	32.636	45.416	38.666	263.9	1:00:39.570					
6	1	2:09.850	B 35.150	47.900	46.800	242.7	26:15.835	<b>107</b> Pcr Sport Porsche 996 GT3 GT3												
7	1	4:18.496	2:49.286	48.343	40.867	137.6	30:34.331	1. Josep MAYOLA COMADIR												
8	1	2:28.555	B 36.720	54.186	57.649	246.5	33:02.886	1	1	8:23.401	B 6:20.035	1:03.458	59.908	92.7	8:23.401					
9	1	4:45.004	3:14.142	49.437	41.425	140.6	37:47.890	2	1	12:02.494	...	56.725	48.188	109.9	20:25.895					
10	1	2:02.358	34.493	47.678	40.187	242.7	39:50.248	3	1	2:14.598	38.893	51.590	44.115	207.9	22:40.493					
11	1	2:01.224	34.072	47.173	39.979	243.2	41:51.472	4	1	2:07.830	35.901	49.236	42.693	237.4	24:48.323					
12	1	2:12.377	B 34.325	49.006	49.046	243.8	44:03.849	5	1	2:17.208	B 35.171	49.296	52.741	243.2	27:05.531					
13	1	4:16.209	2:43.094	48.308	44.807	123.8	48:20.058	6	1	8:55.035	7:22.975	49.425	42.635	139.4	36:00.566					
14	1	2:20.240	B 34.451	51.419	54.370	242.1	50:40.298	7	1	2:08.528	35.723	49.756	43.049	235.8	38:09.094					
15	1	4:47.384	3:17.441	48.662	41.281	156.0	55:27.682	8	1	2:07.007	34.869	48.915	43.223	237.9	40:16.101					
16	1	2:05.675	34.728	49.363	41.584	244.3	57:33.357	9	1	2:17.886	B 36.954	48.848	52.084	215.7	42:33.987					
17	1	2:10.705	B 34.468	47.743	48.494	242.7	59:44.062	10	1	5:42.241	4:11.405	48.523	42.313	131.9	48:16.228					
<b>103</b> Pcr Sport Ligier JS2 R GPR								11 1 2:20.447								B 35.463	52.733	52.251	237.9	50:36.675
1. Francesc GUTIÉRREZ AGÜ								1. Jesús A. DE MARTÍN MUÑO												
2. Dan JIMÉNEZ CANO								2. Nil MONTSERRAT SIMÓ												
1	1	3:22.601	1:38.059	56.993	47.549	129.1	3:22.601	1	1	3:37.553	1:53.688	1:00.094	43.771	100.9	3:37.553					
2	1	2:06.929	36.984	49.548	40.397	214.9	5:29.530	2	1	2:07.605	37.146	49.596	40.863	209.5	5:45.158					
3	1	2:27.454	B 34.281	47.162	1:06.011	236.9	7:56.984	3	1	2:36.274	B 36.419	58.480	1:01.375	220.5	8:21.432					
4	1	11:44.248	...	50.480	39.521	152.7	19:41.232	4	1	11:13.817	9:44.265	49.297	40.255	131.0	19:35.249					
5	1	2:00.576	34.599	47.487	38.490	240.0	21:41.808	5	1	2:00.548	34.504	46.853	39.191	237.9	21:35.797					
6	1	1:56.768	33.134	45.468	38.166	238.4	23:38.576	6	1	1:58.989	33.850	46.226	38.913	238.9	23:34.786					
7	1	1:55.820	32.835	44.989	37.996	240.0	25:34.396	7	1	1:57.156	33.010	45.679	38.467	241.6	25:31.942					
8	1	2:05.726	B 33.257	45.768	46.701	240.5	27:40.122	8	1	1:56.694	33.029	45.422	38.243	242.1	27:28.636					
9	1	5:20.593	B 3:30.057	52.832	57.704	155.3	33:00.715	9	1	1:56.477	32.986	45.269	38.222	242.1	29:25.113					
10	1	3:09.979	1:35.902	50.729	43.348	163.0	36:10.694	10	1	2:11.402	B 33.987	46.541	50.874	244.3	31:36.515					
11	1	2:06.988	35.428	49.721	41.839	234.8	38:17.682	11	1	7:39.346	6:13.717	46.681	38.948	168.3	39:15.861					
12	1	2:09.207	35.885	50.494	42.828	236.9	40:26.889	12	1	1:58.195	33.680	45.717	38.798	242.1	41:14.056					
13	1	2:16.620	40.030	52.285	44.305	237.4	42:43.509	13	1	1:58.462	33.339	45.849	39.274	243.2	43:12.518					
14	1	2:09.192	35.626	49.218	44.348	237.4	44:52.701	14	1	1:56.857	33.034	45.286	38.537	243.2	45:09.375					
15	1	2:07.099	35.716	49.438	41.945	237.4	46:59.800	15	1	1:57.053	33.171	45.484	38.398	243.2	47:06.428					
16	1	2:30.577	B 39.238	52.347	58.992	237.4	49:30.377	16	1	2:10.687	B 33.234	46.691	50.762	243.8	49:17.115					
17	1	5:51.587	4:18.118	50.654	42.815	155.5	55:21.964	17	1	6:45.582	5:20.715	46.215	38.652	168.0	56:02.697					
18	1	2:06.888	35.315	49.643	41.930	238.4	57:28.852	18	1	1:57.830	33.595	45.927	38.308	242.7	58:00.527					
19	1	2:06.655	35.395	49.428	41.832	239.5	59:35.507	19	1	1:58.525	33.689	46.201	38.635	245.4	59:59.052					
20	1	2:04.759	34.787	49.175	40.797	238.4	1:01:40.266	20	1	2:06.658	B 33.153	46.304	47.201	244.3	1:02:05.710					
<b>105</b> C.D.E. GPR SPORT Porsche 991 Cup PC								<b>108</b> NM Racing Team Mercedes AMG GT4 GPR												
1. Luis J. RECUENCO ALCAÑ								1. Jesús A. DE MARTÍN MUÑO												
2. Daniel CARRETERO ORTEGA								2. Nil MONTSERRAT SIMÓ												
1	1	19:48.216	...	50.746	41.380	159.2	19:48.216	1	1	3:37.553	1:53.688	1:00.094	43.771	100.9	3:37.553					
2	1	2:02.527	35.687	46.834	40.006	230.8	21:50.743	2	1	2:07.605	37.146	49.596	40.863	209.5	5:45.158					
3	1	1:59.391	33.889	46.383	39.119	249.4	23:50.134	3	1	2:36.274	B 36.419	58.480	1:01.375	220.5	8:21.432					
4	1	1:58.686	33.262	45.648	39.776	251.7	25:48.820	4	1	11:13.817	9:44.265	49.297	40.255	131.0	19:35.249					
5	1	1:56.578	32.385	45.191	39.002	265.8	27:45.398	5	1	2:00.548	34.504	46.853	39.191	237.9	21:35.797					
6	1	1:55.572	32.931	44.635	38.006	263.2	29:40.970	6	1	1:58.989	33.850	46.226	38.913	238.9	23:34.786					
7	1	2:14.660	B 31.889	44.672	58.099	266.5	31:55.630	7	1	1:57.156	33.010	45.679	38.467	241.6	25:31.942					
8	1	4:32.330	3:02.547	49.481	40.302	142.5	36:27.960	8	1	1:56.694	33.029	45.422	38.243	242.1	27:28.636					
<b>111</b> Club Deportivo DAGO Porsche 991 Cup GEN 2 PC								<b>109</b> Pcr Sport Porsche 996 GT3 GT3												
1. Pablo YREGUI YBARRA								1. Josep MAYOLA COMADIR												
2. Daniel CARRETERO ORTEGA								2. Nil MONTSERRAT SIMÓ												
1	1	3:31.639	B 1:40.984	55.922	54.733	117.3	3:31.639	1	1	8:23.401	B 6:20.035	1:03.458	59.908	92.7	8:23.401					
2	1	2:52.259	1:19.819	51.272	41.168	142.7	6:23.898	2	1	12:02.494	...	56.725	48.188	109.9	20:25.895					
3	1	2:44.549	B 47.275	54.566	1:02.708	139.9	9:08.447	3	1	2:14.598	38.893	51.590	44.115	207.9	22:40.493					
4	1	10:33.505	9:05.510	48.180	39.815	158.3	19:41.952	4	1	2:07.830	35.901	49.236	42.693	237.4	24:48.323					
5	1	2:02.027	35.010	48.031	38.986	202.1	21:43.979	5	1	2:17.208	B 35.171	49.296	52.741	243.2	27:05.531					
6	1	2:03.790	B 34.873	44.104	44.813	210.3	23:47.769	6	1	8:55.035	7:22.975	49.425	42.635	139.4	36:00.566					



**GT - CER**  
CIRCUIT DE BARCELONA - CATALUNYA  
Entrenamiento Privado 1

Vuelta a vuelta

— Vuelta invalidada   ■ Mejor Personal   ■ Mejor de la sesión   ■ Cruzando por el pit lane

Vlt.	P	Tiempo	Sector 1	Sector 2	Sector 3	V.Max	T. Sesión	Vlt.	P	Tiempo	Sector 1	Sector 2	Sector 3	V.Max	T. Sesión
7	1	3:57.444	2:29.187	47.447	40.810	174.8	27:45.213	4	1	2:04.223	35.223	48.269	40.731	248.2	22:06.528
8	1	2:02.488	34.551	47.331	40.606	263.2	29:47.701	5	1	2:03.194	35.255	47.356	40.583	228.9	24:09.722
9	1	2:29.232	40.021	48.229	1:00.982	266.5	32:16.933	6	1	1:59.117	33.103	46.418	39.596	262.0	26:08.839
10	1	5:05.060	3:36.493	47.437	41.130	175.6	37:21.993	7	1	1:59.369	33.433	46.612	39.324	262.0	28:08.208
11	1	2:02.086	32.956	48.071	41.059	267.8	39:24.079	8	1	1:59.176	32.727	47.121	39.328	263.2	30:07.384
12	1	2:01.511	33.311	47.627	40.573	267.1	41:25.590	9	1	2:11.846	32.948	47.208	51.690	259.5	32:19.230
13	1	2:01.216	33.417	47.257	40.542	269.8	43:26.806	10	1	6:41.474	5:14.264	47.303	39.907	178.5	39:00.704
14	1	2:00.497	33.269	46.889	40.339	267.8	45:27.303	11	1	1:56.900	32.894	45.490	38.516	261.3	40:57.604
15	1	<b>1:58.887</b>	32.581	46.297	40.009	266.5	47:26.190	12	1	<b>1:55.453</b>	<b>32.191</b>	<b>44.642</b>	38.620	262.6	42:53.057
16	1	2:19.753	32.606	46.382	1:00.765	267.1	49:45.943	13	1	1:57.513	32.456	45.152	39.905	262.6	44:50.570
17	1	5:39.091	4:11.388	47.004	40.699	180.9	55:25.034	14	1	1:56.817	33.023	45.548	<b>38.246</b>	267.1	46:47.387
18	1	2:01.471	33.532	47.972	39.967	268.4	57:26.505	15	1	2:09.662	32.552	47.409	49.701	265.2	48:57.049
19	1	1:59.818	<b>32.224</b>	47.444	40.150	267.8	59:26.323	16	1	6:32.193	5:03.441	48.033	40.719	174.2	55:29.242
20	1	1:59.359	32.315	46.461	40.583	267.8	1:01:25.682	17	1	1:59.930	33.167	47.038	39.725	263.9	57:29.172
								18	1	1:57.790	32.331	46.207	39.252	261.3	59:26.962
								19	1	1:59.131	33.076	45.801	40.254	265.8	1:01:26.093

**112** Philippe Gruau Vortex V8 GPX  
1. Philippe GRUAU (JF)  
2. Arnaud GOMEZ

1	1	2:20.283	47.051	51.224	42.008	136.1	2:20.283
2	1	1:59.558	34.005	46.881	38.672	238.4	4:19.841
3	1	1:58.520	32.755	44.558	41.207	243.2	6:18.361
4	1	12:49.856	...	44.743	37.362	156.2	19:08.217
5	1	1:50.860	31.534	43.052	36.274	243.8	20:59.077
6	1	<b>1:49.444</b>	<b>30.893</b>	<b>42.330</b>	<b>36.221</b>	247.1	22:48.521
7	1	2:03.681	33.753	45.238	44.690	242.1	24:52.202
8	1	6:05.510	4:40.302	46.389	38.819	166.7	30:57.712
9	1	2:43.435	41.545	1:01.943	59.947	195.9	33:41.147
10	1	2:23.767	56.282	48.498	38.987	168.6	36:04.914
11	1	1:56.728	32.422	46.166	38.140	244.9	38:01.642
12	1	1:57.104	32.971	45.694	38.439	249.9	39:58.746
13	1	1:58.617	35.034	45.385	38.198	248.2	41:57.363
14	1	1:55.078	32.167	45.027	37.884	247.1	43:52.441
15	1	2:10.414	33.707	47.641	49.066	248.2	46:02.855

**114** Escudería Faraón Porsche 991 Cup GEN 1 PC  
1. Mirco VAN NOSTRUM

1	1	4:42.883	3:09.183	51.295	42.405	103.5	4:42.883
2	1	2:08.628	34.276	48.632	45.720	249.9	6:51.511
3	1	15:11.006	...	47.219	40.716	172.6	22:02.517
4	1	1:59.452	34.420	45.812	39.220	257.6	24:01.969
5	1	1:59.025	33.471	46.265	39.289	259.5	26:00.994
6	1	1:57.004	32.989	45.194	38.821	260.7	27:57.998
7	1	<b>1:55.516</b>	<b>32.279</b>	45.125	<b>38.112</b>	260.1	29:53.514
8	1	2:13.832	32.298	45.646	55.888	261.3	32:07.346
9	1	5:35.079	4:10.858	45.887	38.334	175.9	37:42.425
10	1	1:56.406	32.684	45.085	38.637	259.5	39:38.831
11	1	1:56.149	32.661	<b>44.780</b>	38.708	258.2	41:34.980
12	1	2:03.019	33.233	45.650	44.136	262.0	43:37.999
13	1	5:53.734	4:09.188	46.211	58.335	175.6	49:31.733

**115** Escudería Faraón Porsche 992 Cup PC  
1. Pablo BRAS SILVERO  
2. Fernando GONZALEZ GO

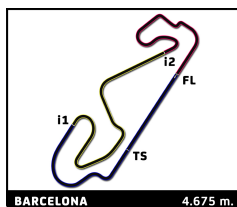
1	1	4:56.385	3:16.139	55.494	44.752	146.5	4:56.385
2	1	2:29.909	37.060	51.083	1:01.766	216.6	7:26.294
3	1	12:36.011	...	50.791	42.098	126.4	20:02.305

**125** E2P Esc. Española Pilotos Porsche 991 Cup GEN 2 PC  
1. Antonio SAINERO INFANT  
2. Ana SAINERO INFANTE (J)

1	1	3:26.530	1:38.950	59.564	48.016	128.2	3:26.530
2	1	2:11.420	37.935	50.710	42.775	214.0	5:37.950
3	1	2:25.724	34.932	54.725	56.067	260.7	8:03.674
4	1	12:41.609	...	46.237	39.178	163.5	20:45.283
5	1	1:56.200	32.237	45.296	38.667	263.2	22:41.483
6	1	<b>1:54.630</b>	31.734	<b>44.926</b>	<b>37.970</b>	268.4	24:36.113
7	1	2:06.116	<b>31.502</b>	45.323	49.291	268.4	26:42.229
8	1	10:43.571	9:18.850	45.474	39.247	179.7	37:25.800
9	1	1:57.153	31.719	46.089	39.345	267.8	39:22.953
10	1	1:59.625	32.589	45.009	42.027	271.1	41:22.578
11	1	8:29.487	6:40.109	53.201	56.177	151.8	49:52.065
12	1	5:27.599	3:54.561	50.908	42.130	174.5	55:19.664
13	1	2:04.333	33.414	48.970	41.949	265.2	57:23.997
14	1	2:05.702	33.875	49.732	42.095	265.8	59:29.699
15	1	2:15.263	33.750	50.698	50.815	268.4	1:01:44.962

**127** Pcr Sport Ligier JS2 R GPR  
1. Jase GLEICHBERG (JF)

1	1	8:21.486	6:23.695	1:02.776	55.015	120.3	8:21.486
2	1	3:16.715	1:05.941	1:01.910	1:08.864	100.0	11:38.201
3	1	8:49.767	7:07.317	57.000	45.450	133.9	20:27.968
4	1	2:18.677	40.807	53.408	44.462	192.4	22:46.645
5	1	2:12.357	37.435	51.621	43.301	239.5	24:59.002
6	1	2:12.171	37.694	51.384	43.093	197.0	27:11.173
7	1	2:10.590	36.485	50.684	43.421	238.4	29:21.763
8	1	2:26.718	37.274	50.757	58.687	204.4	31:48.481
9	1	4:48.836	3:20.722	48.079	40.035	161.3	36:37.317
10	1	2:00.057	34.064	46.405	39.588	240.0	38:37.374
11	1	<b>1:58.934</b>	33.991	<b>46.183</b>	<b>38.760</b>	240.0	40:36.308
12	1	2:09.157	<b>33.545</b>	46.922	48.690	236.9	42:45.465
13	1	6:10.234	4:35.407	51.674	43.153	149.5	48:55.699
14	1	3:09.747	46.112	1:05.505	1:18.130	146.9	52:05.446
15	1	3:35.256	2:02.362	50.803	42.091	149.3	55:40.702
16	1	2:05.702	35.677	48.842	41.183	238.4	57:46.404
17	1	2:07.260	36.039	49.014	42.207	239.5	59:53.664
18	1	2:12.352	39.086	50.578	42.688	237.9	1:02:06.016



# GT - CER

## CIRCUIT DE BARCELONA - CATALUNYA

### Entrenamiento Privado 1

### Vuelta a vuelta

— Vuelta invalidada    ■ Mejor Personal    ■ Mejor de la sesión    B Cruzando por el pit lane

Vlt.	P	Tiempo	Sector 1	Sector 2	Sector 3	V.Max	T. Sesión	Vlt.	P	Tiempo	Sector 1	Sector 2	Sector 3	V.Max	T. Sesión
<b>130</b> Motor Club Sabadell Porsche Cayman GT4. GPR 1.Lorenzo MENDIETA SOLA 2.Jordi FUSEST SALA								<b>164</b> Pierre Arraou Audi R8 GT4 GPR 1.Pierre ARRAOU (JF) 2.Frédéric BILLON (JF)							
1	1	2:49.821	1:00.552	1:00.646	48.623	119.2	2:49.821	1	1	3:11.564	1:12.563	1:07.748	51.253	113.8	3:11.564
2	1	2:24.080	44.439	55.785	43.856	169.6	5:13.901	2	1	2:24.250	40.856	57.632	45.762	170.9	5:35.814
3	1	2:42.029 B	42.040	53.769	1:06.220	169.6	7:55.930	3	1	2:33.766 B	39.087	54.629	1:00.050	242.7	8:09.580
4	1	11:37.140	...	52.776	43.724	130.0	19:33.070	4	1	11:25.643	9:46.131	54.151	45.361	139.7	19:35.223
5	1	2:17.871	40.508	52.041	45.322	189.1	21:50.941	5	1	2:14.611	37.829	51.572	45.210	214.9	21:49.834
6	1	2:06.237	37.550	47.969	40.718	206.3	23:57.178	6	1	2:09.731	35.696	50.345	43.690	247.1	23:59.565
7	1	1:59.455	34.152	46.385	38.918	239.5	25:56.633	7	1	2:13.614	36.821	51.054	45.739	242.1	26:13.179
8	1	1:57.836	32.978	46.540	38.318	247.7	27:54.469	8	1	2:09.919	36.421	50.296	43.202	244.3	28:23.098
9	1	1:55.411	32.472	45.036	37.903	249.9	29:49.880	9	1	2:07.345	35.261	49.171	42.913	247.1	30:30.443
10	1	2:20.149 B	35.052	49.776	55.321	210.7	32:10.029	10	1	2:24.624 B	35.762	51.651	57.211	248.2	32:55.067
11	1	4:52.649	3:15.519	55.239	41.891	133.4	37:02.678	11	1	4:24.170	2:49.617	51.397	43.156	165.5	37:19.237
12	1	2:04.626	34.344	49.053	41.229	246.5	39:07.304	12	1	2:07.404	35.019	48.973	43.412	246.5	39:26.641
13	1	2:03.600	34.422	48.457	40.721	249.4	41:10.904	13	1	2:02.718	33.517	47.887	41.314	250.5	41:29.359
14	1	2:02.583	33.526	48.050	41.007	248.2	43:13.487	14	1	2:08.970	34.465	53.267	41.238	252.3	43:38.329
15	1	2:01.950	33.567	47.884	40.499	249.4	45:15.437	15	1	2:02.702	33.880	47.832	40.990	251.7	45:41.031
16	1	2:01.856	34.025	47.695	40.136	248.2	47:17.293	16	1	2:03.443	34.460	48.205	40.778	252.3	47:44.474
17	1	2:19.774 B	33.395	48.377	58.002	249.4	49:37.067	17	1	2:23.799 B	33.710	52.831	57.258	248.8	50:08.273
18	1	5:45.281	4:11.604	50.934	42.743	167.8	55:22.348	<b>717</b> Cor Euser Mac Car GPX 1.Cor EUSER (JF)							
19	1	2:02.379	34.993	47.565	39.821	237.9	57:24.727	1	1	5:50.249	4:12.389	54.406	43.454	130.0	5:50.249
20	1	2:03.297	33.560	47.736	42.001	250.5	59:28.024	2	1	2:36.835 B	35.687	1:02.557	58.591	257.6	8:27.084
21	1	2:01.910	33.651	48.314	39.945	249.9	1:01:29.934	3	1	11:40.693	...	49.760	40.203	113.6	20:07.777
<b>133</b> Ricardo Filipe Costa Porsche 991 Cup GEN 2 PC 1.Ricardo FILIPE COSTA 2.Jose Carlos PIRES								1							
1	1	3:30.149 B	1:30.027	1:01.784	58.338	108.7	3:30.149	4	1	1:58.980	32.914	46.406	39.660	258.2	22:06.757
2	1	3:41.717 B	1:59.171	50.935	51.611	137.3	7:11.866	5	1	1:56.738	31.941	45.886	38.911	265.2	24:03.495
3	1	12:11.657	...	47.760	39.371	167.8	19:23.523	6	1	1:54.983	32.090	44.570	38.323	265.2	25:58.478
4	1	1:55.948	33.048	44.769	38.131	262.6	21:19.471	7	1	1:54.654	31.452	44.771	38.431	262.0	27:53.132
5	1	1:55.121	33.363	44.052	37.706	266.5	23:14.592	8	1	1:55.207	32.056	44.553	38.598	265.2	29:48.339
6	1	1:53.948	31.500	44.361	38.087	268.4	25:08.540	9	1	2:15.762 B	31.748	45.148	58.866	267.1	32:04.101
7	1	1:55.231	31.967	45.357	37.907	269.1	27:03.771	10	1	8:22.604	6:57.349	45.839	39.416	167.5	40:26.705
8	1	1:53.738	31.692	44.314	37.732	266.5	28:57.509	11	1	1:54.947	31.897	44.634	38.416	263.2	42:21.652
9	1	1:53.129	31.762	43.700	37.667	267.8	30:50.638	12	1	1:53.986	31.568	44.297	38.121	264.5	44:15.638
10	1	2:23.943 B	32.872	54.073	56.998	268.4	33:14.581	13	1	1:53.079	31.444	43.689	37.946	264.5	46:08.717
11	1	4:36.426	3:04.487	49.062	42.877	176.5	37:51.007	14	1	2:06.375 B	31.466	44.386	50.523	264.5	48:15.092
12	1	2:07.017	35.611	49.682	41.724	256.4	39:58.024	<b>135</b> Escudería Faraón Renault RS01 GPX 1.Álvaro FONTES BLANCO 2.Agustín SANABRIA CRESPI							
13	1	3:01.958 B	35.622	49.953	1:36.383	234.3	42:59.982	1	1	9:02.678 B	6:48.182	1:14.762	59.734	59.2	9:02.678
14	1	3:45.156	2:14.106	49.704	41.346	186.5	46:45.138	2	1	11:08.098	9:27.751	58.048	42.299	128.4	20:10.776
15	1	2:05.660	33.984	49.627	42.049	262.6	48:50.798	3	1	2:02.285	36.011	47.715	38.559	197.3	22:13.061
16	1	2:27.646 B	43.850	52.522	51.274	143.1	51:18.444	4	1	2:05.001 B	33.694	44.509	46.798	260.1	24:18.062
17	1	6:51.327	5:20.703	49.857	40.767	184.9	58:09.771								
18	1	2:01.959	33.871	47.601	40.487	263.9	1:00:11.730								