


CAMP. REGIONAL - CATALÀ DE VELOCITAT
CIRCUIT DE BARCELONA - CATALUNYA
Entrenamiento Privado 1

Vuelta a vuelta

— Vuelta invalidada ■ Mejor Personal ■ Mejor de la sesión ■ Cruzando por el pit lane

Vlt.	P	Tempo	Sector 1	Sector 2	Sector 3	V.Max	T. Sesión	Vlt.	P	Tempo	Sector 1	Sector 2	Sector 3	V.Max	T. Sesión		
1	R. A. C. CIRCUITO GUADALOPE MERCEDES AMG 1.Ánder GAMÓN AGUINAC CLA							3	1	2:22.952	40.155	56.861	45.936	202.5	8:22.361		
	4	1	2:17.157	38.034	54.524	44.599	209.1	10:39.518									
	5	1	2:12.299	38.800	50.964	42.535	212.3	12:51.817									
	6	1	2:37.636 B	39.321	50.871	1:07.444	210.3	15:29.453									
	7	1	6:15.104	4:41.316	50.978	42.810	117.7	21:44.557									
	8	1	2:33.518	1:00.034	51.383	42.101	206.7	24:18.075									
	9	1	2:08.858	36.949	49.908	42.001	209.1	26:26.933									
2	AUTOMOVIL CLUB ZARAGOZA HYUNDAI ACCENT FASE II 1.Kelhian GRIÑÓN ECHANI 1 2.Marta OLIVA GODED							7	CDE DEYSCOM SPORT NISSAN GTR R35 1.Francisco COMENDADOR 5								
	1	1	2:52.971	1:00.191	1:04.946	47.834	96.0		2:52.971	14:49.397							
	2	1	2:27.660	43.879	57.592	46.189	173.7		5:20.631	2:51.075 B	17:40.472						
	3	1	2:24.720	42.176	56.423	46.121	174.2		7:45.351	3	1	4:19.342	21:59.814				
	4	1	2:41.797 B	42.634	56.100	1:03.063	172.3		10:27.148	4	1	2:12.934	24:12.748				
5	1	2:09.655					26:22.403										
3	SLT RACING PEUGEOT 206 1.Francisco Javier PÉREZ DE 1							8	ESCUDERÍA GREDOS PEUGEOT 205 1.Javier MORENO GARCÍA 2								
	1	1	3:32.595	1:23.118	1:11.440	58.037	98.8		3:32.595	1	1	4:38.708	2:56.634	56.815	45.259	114.8	4:38.708
	2	1	2:40.761	46.444	1:02.666	51.651	174.0		6:13.356	2	1	2:19.331	40.334	53.429	45.568	201.7	6:58.039
	3	1	2:39.300	45.259	1:01.539	52.502	178.2		8:52.656	3	1	2:13.318	38.770	51.911	42.637	204.4	9:11.357
	4	1	2:37.065	45.278	1:01.449	50.338			11:29.721	4	1	2:11.680	38.081	50.931	42.668	206.7	11:23.037
	5	1	2:35.629	43.846	59.758	52.025			14:05.350	5	1	2:12.470	38.144	50.935	43.391	206.3	13:35.507
	6	1	2:54.787 B	44.034	1:04.211	1:06.542			17:00.137	6	1	2:45.115 B	39.214	59.265	1:06.636	205.5	16:20.622
	7	1	5:10.924	3:17.241	1:01.048	52.635	114.9		22:11.061	7	1	6:14.907	4:34.245	55.839	44.823	122.0	22:35.529
	8	1	2:34.863	44.996	1:00.141	49.726	159.2		24:45.924	8	1	2:13.819	38.653	51.831	43.335	206.7	24:49.348
9	1	2:53.159	44.650	1:18.435	50.074	182.1	27:39.083	9	1	2:18.389	41.346	52.685	44.358	208.3	27:07.737		
4	R. A. C. CIRCUITO GUADALOPE GINETTA G55 GT4 1.Lucas RIVERA SUBIRÁ 5 2.Carlos RIVERA BALLARÍN							9	MOTOR CLUB SABADELL RENAULT CLIO CUP IV 1.Jorge VECINO CARO 3								
	1	1	4:32.534	2:10.577	1:10.008	1:11.949	106.8		4:32.534	1	1	3:30.519	1:34.799	1:05.252	50.468	116.0	3:30.519
	2	1	2:26.276	43.642	55.192	47.442	181.5		6:58.810	2	1	2:31.918	45.701	59.388	46.829	190.4	6:02.437
	3	1	2:53.263	40.944	53.720	1:18.599	187.8		9:52.073	3	1	2:18.059	40.363	52.664	45.032	207.9	8:20.496
	4	1	2:20.141	39.258	55.967	44.916	227.4		12:12.214	4	1	2:18.365	38.856	54.735	44.774	210.3	10:38.861
	5	1	2:18.473	37.569	55.998	44.906	229.4		14:30.687	5	1	2:13.900	38.441	51.464	43.995	208.7	12:52.761
	6	1	2:39.829 B	41.224	58.404	1:00.201	206.3		17:10.516	6	1	2:38.665 B	39.036	51.300	1:08.329	213.6	15:31.426
	7	1	5:29.118 B	3:25.839	1:07.316	55.963	116.3		22:39.634	7	1	6:16.165	4:39.907	51.620	44.638	123.7	21:47.591
8	1	2:10.924	38.055	50.929	41.940	207.1	23:58.515	8	1	2:10.924	38.055	50.929	41.940	207.1	23:58.515		
9	1	2:08.272	36.486	49.951	41.835	212.8	26:06.787										
5	R. A. C. CIRCUITO GUADALOPE BMW M3 1.Eihan MUNIESA EJARQUE CLA 2.Hugo MUNIESA EJARQUE							10	ESCUDERIA LAGUN-ARTEA CITROËN SAXO VTS 1.Àitor ARMENDÁRIZ BAILE 1								
	1	1	2:42.942	57.091	59.935	45.916	84.9		2:42.942	1	1	3:17.973	1:14.600	1:10.923	52.450	93.8	3:17.973
	2	1	2:29.923 B	41.028	53.708	55.187	157.3		5:12.865	2	1	2:27.932	43.235	57.968	46.729	185.5	5:45.905
	3	1	4:16.172	2:39.999	51.595	44.578	148.3		9:29.037	3	1	2:28.931	41.944	55.984	51.003	184.3	8:14.836
4	1	3:34.902 B	55.446	1:27.867	1:11.589	122.7	13:03.939	4	1	2:26.741	41.434	56.418	48.889	185.5	10:41.577		
6	MOTOR CLUB SABADELL RENAULT CLIO CUP IV 1.Josep BORRELL DANIEL 3							5	1	2:23.831	41.322	55.315	47.194	186.8	13:05.408		
	6	1	2:48.945 B	42.499	55.621	1:10.825	182.7	15:54.353	6	1	6:27.916	4:43.588	58.704	45.624	117.4	22:22.269	
7	1	2:24.902	41.768	55.502	47.632	183.6	24:47.171	7	1	2:26.769	43.895	56.979	45.895	183.6	27:13.940		
8	1	3:26.342	1:29.170	1:02.177	54.995	113.7	3:26.342	8	1	2:24.902	41.768	55.502	47.632	183.6	24:47.171		
9	1	2:33.067	43.933	58.864	50.270	182.4	5:59.409	9	1	2:26.769	43.895	56.979	45.895	183.6	27:13.940		

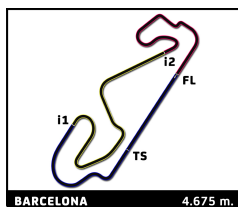


CAMP. REGIONAL - CATALÀ DE VELOCITAT
CIRCUIT DE BARCELONA - CATALUNYA
Entrenamiento Privado 1

Vuelta a vuelta

— Vuelta invalidada ■ Mejor Personal ■ Mejor de la sesión B Cruzando por el pit lane

Vlt.	P	Tempo	Sector 1	Sector 2	Sector 3	V.Max	T. Sesión	Vlt.	P	Tempo	Sector 1	Sector 2	Sector 3	V.Max	T. Sesión		
11		R. A. C. CIRCUITO GUADALOPE RENAULT CLIO CUP IV 1. Daniel OLIVER PONZ 3							18		RC2 JUNIOR TEAM RENAULT CLIO CUP IV 1. Eduardo LAZARO BIGAS 3						
1	1	3:21.993	1:16.732	1:11.794	53.467	96.8	3:21.993	1	1	3:29.621	1:32.012	1:03.485	54.124	106.6	3:29.621		
2	1	2:32.602	45.376	57.060	50.166	160.1	5:54.595	2	1	2:36.576	47.735	1:01.009	47.832	152.5	6:06.197		
3	1	2:22.446	41.232	55.734	45.480	202.1	8:17.041	3	1	2:52.935	53.725	1:10.611	48.599	150.0	8:59.132		
4	1	2:27.838	39.418	57.073	51.347	209.1	10:44.879	4	1	2:15.026	38.639	53.244	43.143	205.5	11:14.158		
5	1	2:18.203	41.143	52.641	44.419	176.5	13:03.082	5	1	2:14.705	38.342	53.104	43.259	207.1	13:28.863		
6	1	2:40.402 B	38.804	52.203	1:09.395	206.7	15:43.484	6	1	2:45.147 B	38.684	59.056	1:07.407	205.1	16:14.010		
7	1	6:12.090	4:35.105	53.222	43.763	129.1	21:55.574	7	1	5:42.424	4:07.457	52.311	42.656	142.3	21:56.434		
8	1	2:14.124	37.511	52.539	44.074	206.7	24:09.698	8	1	2:11.811	37.783	52.015	42.013	210.3	24:08.245		
9	1	2:11.680	37.423	51.398	42.859	209.1	26:21.378	9	1	2:08.216	36.815	50.091	41.310	206.7	26:16.461		
12		CLUB JARAMA SPORT PEUGEOT 308 RACING CUP 1. Busián FONTÁN ALCALDE 4							20		RALLYE CLUB COSTA DE AZAHAR ALFA ROMEO GTV 1.750 1ª S. 1. Jesús LAHOZ MARTÍN CLA						
1	1	7:29.793 B	5:32.928	1:01.683	55.182	122.8	7:29.793	1	1	9:39.710	7:33.829	1:09.784	56.097	103.1	9:39.710		
2	1	5:17.988	3:32.477	57.407	48.104	129.1	12:47.781	2	1	2:39.227	45.848	1:02.556	50.823	184.9	12:18.937		
3	1	2:51.522 B	45.713	55.502	1:10.307	180.9	15:39.303	3	1	2:57.105 B	43.440	1:03.165	1:10.500	189.7	15:16.042		
4	1	6:43.026 B	4:56.025	56.650	50.351	129.4	22:22.329	4	1	7:41.877	5:47.252	1:01.237	53.388	120.3	22:57.919		
								5	1	2:32.179	43.826	59.317	49.036	189.1	25:30.098		
14		ESCUDERIA MEDITERRANEO HYUNDAI GETZ COPA 1. Esteban PALACIOS PERICÀ 1							21		AUTOMOVIL CLUB ZARAGOZA HYUNDAI COUPE 1. Carlos SANZ MOSTAJO 2 2. Guillermo ASO ARJOL						
1	1	23:14.719	...	1:04.799	55.521	104.3	23:14.719	1	1	3:57.213	2:07.149	1:03.367	46.697	65.7	3:57.213		
2	1	2:53.404 B	49.491	1:05.936	57.977	162.0	26:08.123	2	1	2:18.768	39.597	54.035	45.136	200.2	6:15.981		
								3	1	2:17.220	39.288	51.975	45.957	204.0	8:33.201		
								4	1	2:18.967 B	38.667	51.400	48.900	204.0	10:52.168		
								5	1	12:02.087	...	54.052	43.837	140.5	22:54.255		
								6	1	2:12.121	37.429	51.954	42.738	209.1	25:06.376		
15		COVIAR RAID SPORT RENAULT CLIO CUP IV 1. David ASENSIO APELLÀNI 3							22		CLUB JARAMA SPORT HYUNDAI ACCENT CUP FASE 2 1. Guillermo DEL MORAL GA 1						
1	1	3:27.045	1:30.375	1:01.714	54.956	102.5	3:27.045	1	1	4:17.454	2:27.840	1:01.796	47.818	116.4	4:17.454		
2	1	2:31.088	43.894	58.735	48.459	168.8	5:58.133	2	1	2:23.976	42.609	55.962	45.405	170.9	6:41.430		
3	1	2:13.997	39.675	50.992	43.330	207.5	8:12.130	3	1	2:21.300	41.791	54.615	44.894	173.1	9:02.730		
4	1	2:08.001	37.021	49.418	41.562	210.7	10:20.131	4	1	2:26.986 B	41.111	54.726	51.149	176.5	11:29.716		
5	1	2:08.807	36.467	50.688	41.652	209.1	12:28.938	5	1	5:38.260 B	3:37.153	1:01.947	59.160	122.4	17:07.976		
6	1	2:08.892	36.776	50.393	41.723	208.3	14:37.830	6	1	5:11.184	3:29.572	56.281	45.331	119.3	22:19.160		
7	1	2:40.896 B	42.442	57.859	1:00.595	208.7	17:18.726	7	1	2:22.461	41.310	55.749	45.402	175.1	24:41.621		
8	1	4:30.085	2:58.238	50.307	41.540	123.4	21:48.811	8	1	2:20.930	41.008	54.903	45.019	176.5	27:02.551		
9	1	2:08.680	36.881	49.997	41.802	211.1	23:57.491										
10	1	2:08.935	36.715	50.089	42.131	208.7	26:06.426										
17		IOAR MOTORSPORT HONDA CIVIC 1. Mario FIGUEROA BLASCC 1							24		SLT RACING HYUNDAI COUPE 1. Fernando DOMÍNGUEZ M 2						
1	1	5:34.474	3:37.295	1:03.009	54.170	105.1	5:34.474	1	1	3:21.494	1:15.817	1:12.046	53.631	91.3	3:21.494		
2	1	2:34.807	44.819	1:00.082	49.906	165.7	8:09.281	2	1	2:36.559	45.951	1:00.789	49.819	174.2	5:58.053		
3	1	2:39.145	44.913	1:05.799	48.433	158.5	10:48.426	3	1	2:44.829	47.052	58.089	59.688	153.6	8:42.882		
4	1	2:22.755	41.984	54.847	45.924	174.8	13:11.181	4	1	2:25.018	41.876	56.438	46.704	181.2	11:07.900		
5	1	2:51.050 B	40.479	55.224	1:15.347	191.4	16:02.231	5	1	2:20.703	40.594	54.786	45.323	184.3	13:28.603		
6	1	6:18.005	4:20.436	1:06.900	50.669	118.6	22:20.236	6	1	2:47.823 B	40.648	58.763	1:08.412	195.9	16:16.426		
7	1	2:26.996	41.889	56.949	48.158	168.0	24:47.232	7	1	5:31.947	3:47.892	56.180	47.875	133.9	21:48.373		
8	1	2:23.635	44.246	54.468	44.921	167.8	27:10.867	8	1	2:26.302	42.166	56.617	47.519	183.0	24:14.675		
								9	1	2:21.039	40.708	54.896	45.435	191.7	26:35.714		

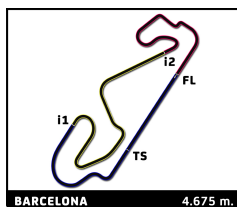


CAMP. REGIONAL - CATALÀ DE VELOCITAT
CIRCUIT DE BARCELONA - CATALUNYA
Entrenamiento Privado 1

Vuelta a vuelta

— Vuelta invalidada ■ Mejor Personal ■ Mejor de la sesión ■ Cruzando por el pit lane

Vlt.	P	Tiempo	Sector 1	Sector 2	Sector 3	V.Max	T. Sesión	Vlt.	P	Tiempo	Sector 1	Sector 2	Sector 3	V.Max	T. Sesión		
26	MOTOR CLUB SABADELL PEUGETOT 308 RACING CUP							4	8	1	2:23.321	40.757	58.516	44.048	170.7	24:33.653	
	1	Laurent PUITGMAL	9	1	2:12.881	37.712	52.077		43.092	212.8	26:46.534						
	1	1	3:11.444	B	1:12.488	1:03.483	55.473		93.7	3:11.444							
	2	1	5:33.510	3:59.084	51.321	43.105	158.5		8:44.954								
	3	1	2:20.893	B	36.863	49.293	54.737		224.6	11:05.847							
30	FRC COMPETIÇÃO FORD FIESTA ST							2	4	1	4:35.131	B	2:37.704	50.528	1:06.899	147.9	15:40.978
	1	1	5:18.428	3:32.129	59.985	46.314	107.1		5:18.428								
	2	1	2:17.238	41.862	52.653	42.723	183.3		7:35.666								
	3	1	2:10.209	36.998	50.640	42.571	209.5		9:45.875								
	4	1	2:10.007	37.280	51.005	41.722	210.3		11:55.882								
31	ESCUADERIA BAIX EMPORDA BMW M3 E46							3	5	1	2:45.301	B	38.010	1:00.728	1:06.563	209.9	14:41.183
	1	1	12:18.531						12:18.531								
	2	1	2:06.030						14:24.561								
	3	1	7:24.945						21:49.506								
	4	1	2:01.344						23:50.850								
32	MOTOR CLUB SABADELL PEUGETOT 308 RACING CUP							4	5	1	2:03.487					25:54.337	
	1	1	12:12.910						12:12.910								
	2	1	2:08.888						14:21.798								
	3	1	8:03.298						22:25.096								
	4	1	2:08.937						24:34.033								
35	RALLYE CLUB COSTA DE AZAHAR TOYOTA MR-2							2	5	1	2:05.827					26:39.860	
	1	1	8:16.547	6:26.766	1:00.456	49.325	97.0		8:16.547								
	2	1	2:26.064	41.986	58.187	45.891	185.8		10:42.611								
	3	1	2:33.113	B	40.932	55.213	56.968		186.5	13:15.724							
	4	1	8:49.565	7:08.162	55.367	46.036	119.7		22:05.289								
	5	1	2:23.501	42.291	55.272	45.938	166.2		24:28.790								
36	PARADINAS MOTORSPORT CUPRA TCR							TCR	6	1	2:21.933	40.818	55.619	45.496	181.8	26:50.723	
	1	1	3:22.505	1:23.024	1:06.448	53.033	104.2		3:22.505								
	2	1	2:35.086	46.982	59.142	48.962	135.9		5:57.591								
	3	1	2:20.825	41.143	54.781	44.901	226.0		8:18.416								
	4	1	2:19.127	38.758	55.349	45.020	205.5		10:37.543								
	5	1	2:13.606	37.442	51.730	44.434	226.5		12:51.149								
	6	1	2:46.989	B	39.409	53.864	1:13.716		201.7	15:38.138							
37	SLT RACING MINI COOPER							2	7	1	6:32.194	4:49.786	55.023	47.385	123.0	22:10.332	
	1	1	3:27.516	1:11.877	1:12.959	1:02.680	120.8		3:27.516								
	2	1	3:15.052	B	47.845	1:15.005	1:12.202		182.4	6:42.568							
	3	1	4:05.986	2:21.319	57.211	47.456	127.9		10:48.554								
	4	1	2:20.373	40.468	54.241	45.664	192.8		13:08.927								
	5	1	2:48.102	B	40.181	55.295	1:12.626		194.1	15:57.029							
	6	1	6:55.695	5:15.141	54.914	45.640	125.4		22:52.724								
38	R. A. C. CIRCUITO GUADALOPE BMW 318 IS							CLA	7	1	2:19.086	40.083	53.891	45.112	193.1	25:11.810	
	1	1	3:20.577	1:10.134	1:16.291	54.152	112.5		3:20.577								
	2	1	2:36.117	43.999	1:01.498	50.620	183.6		5:56.694								
	3	1	2:41.688	49.423	1:02.012	50.253	168.0		8:38.382								
	4	1	2:28.703	42.790	58.612	47.301	184.9		11:07.085								
	5	1	2:32.709	43.749	59.605	49.355	183.6		13:39.794								
	6	1	2:50.581	B	42.777	1:00.321	1:07.483		186.5	16:30.375							
	7	1	6:12.900	4:18.593	58.926	55.381	109.8		22:43.275								
40	AUTOMOVIL CLUB ZARAGOZA HYUNDAI COUPE							2	8	1	2:28.479	42.849	58.422	47.208	183.6	25:11.754	
	1	1	3:05.922	B	58.664	1:05.997	1:01.261		91.8	3:05.922							
	2	1	11:16.099	9:29.872	58.263	47.964	136.8		14:22.021								
	3	1	2:44.705	B	43.733	58.582	1:02.390		199.5	17:06.726							
	4	1	5:31.052	3:50.543	55.375	45.134	130.0		22:37.778								
	5	1	2:16.750	39.297	53.598	43.855	202.5		24:54.528								
56	ESCUADERIA LE MANS PORSCHE 911 (991 GT3 CUP)							5	6	1	2:17.571	38.874	54.587	44.110	202.8	27:12.099	
	1	1	3:50.093	B	1:29.983	1:15.831	1:04.279		109.3	3:50.093							
	2	1	8:16.639	6:26.184	59.846	50.609	127.3		12:06.732								
	3	1	2:30.177	41.760	1:00.405	48.012	231.8		14:36.909								
	4	1	2:40.454	B	41.887	58.138	1:00.429		179.7	17:17.363							
	5	1	4:52.656	3:09.848	54.771	48.037	112.9		22:10.019								
	6	1	2:16.808	39.072	52.621	45.115	212.3		24:26.827								
79	SLT RACING RENAULT CLIO CUP IV							3	7	1	2:12.676	37.284	51.632	43.760	238.4	26:39.503	
	1	1	3:20.176	1:09.569	1:12.631	57.976	108.7		3:20.176								
	2	1	2:43.181	53.633	58.220	51.328	132.7		6:03.357								
	3	1	2:51.802	44.800	1:11.601	55.401	150.8		8:55.159								
	4	1	2:14.099	39.713	51.842	42.544	207.5		11:09.258								
	5	1	2:08.833	37.455	50.071	41.307	211.1		13:18.091								
	6	1	2:41.529	B	36.834	51.645	1:13.050		210.3	15:59.620							
	7	1	5:39.924	4:06.151	51.580	42.193	134.2		21:39.544								



CAMP. REGIONAL - CATALÀ DE VELOCITAT

CIRCUIT DE BARCELONA - CATALUNYA

Entrenamiento Privado 1

Vuelta a vuelta

— Vuelta invalidada

■ Mejor Personal

■ Mejor de la sesión

B Cruzando por el pit lane

Vlt.	P	Tiempo	Sector 1	Sector 2	Sector 3	V.Max	T. Sesión	Vlt.	P	Tiempo	Sector 1	Sector 2	Sector 3	V.Max	T. Sesión
8	1	2:07.491	36.532	49.620	41.339	207.1	23:47.035								
9	1	2:09.505	36.596	49.799	43.110	208.3	25:56.540								

88

R. A. C. CIRCUITO GUADALOPE

PORSCHE 968 CS

1. Luis LÓPEZ ANÓS

CLA

2. Álvaro RODRÍGUEZ SASTR

1	1	3:47.823	1:51.712	1:03.396	52.715	102.3	3:47.823
2	1	2:21.913	40.639	55.289	45.985	212.3	6:09.736
3	1	2:17.514	38.490	54.305	44.719	225.1	8:27.250
4	1	2:16.008	37.080	53.218	45.710	243.2	10:43.258
5	1	2:13.427	37.024	52.199	44.204	242.7	12:56.685
6	1	2:51.343 B	43.947	57.327	1:10.069	216.1	15:48.028
7	1	6:46.637	5:06.168	54.851	45.618	99.7	22:34.665
8	1	2:14.091	37.741	52.544	43.806	243.2	24:48.756
9	1	2:18.353	41.171	52.874	44.308	203.2	27:07.109

121

IOAR MOTORSPORT

HONDA S2000

1. Jokin CASTAÑO RODRIG

2

1	1	8:08.283	6:05.758	1:11.090	51.435	88.2	8:08.283
2	1	2:43.004	44.700	1:06.251	52.053	159.4	10:51.287
3	1	2:26.884	43.660	56.892	46.332	157.6	13:18.171
4	1	2:52.254 B	43.745	1:03.258	1:05.251	181.2	16:10.425
5	1	5:48.610	4:02.097	57.368	49.145	117.9	21:59.035
6	1	2:46.075 B	43.606	57.186	1:05.283	155.5	24:45.110

813

JUAN CARLOS ARIAS PÉREZ

GINETTA G50

1. Juan Carlos ARIAS PÉREZ

5

1	1	13:05.784					13:05.784
2	1	2:40.906 B					15:46.690
3	1	6:49.450					22:36.140
4	1	2:10.808					24:46.948
5	1	2:08.555					26:55.503