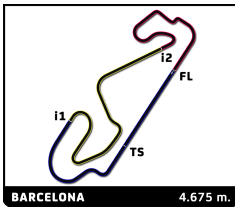


CAMP. REGIONAL - CATALÀ DE VELOCITAT
CIRCUIT DE BARCELONA - CATALUNYA
Entrenamiento Cronometrado 1

Sector Analysis

— Invalidated Lap ■ Personal Best ■ Session Best B Crossing the pit lane

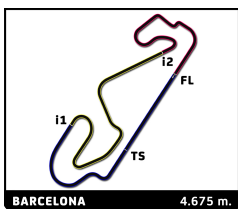
Lap	D	Time	Sector 1	Sector 2	Sector 3	T.Spd	Elapsed	Lap	D	Time	Sector 1	Sector 2	Sector 3	T.Spd	Elapsed
1 R. A. C. CIRCUITO GUADALOPE MERCEDES AMG CLA 1.Ánder GAMÓN AGUINAC															
1	1	3:44.525	1:45.088	1:05.338	54.099	106.6	3:44.525	1	1	3:39.533	1:34.998	1:11.742	52.793	86.0	3:39.533
2	1	2:25.966	43.611	55.305	47.050	155.3	6:10.491	2	1	2:21.532	39.408	52.546	49.578	185.2	6:01.065
3	1	2:16.419	38.270	54.003	44.146	208.3	8:26.910	3	1	2:15.477	37.089	52.979	45.409	225.1	8:16.542
4	1	2:51.038	B 38.682	53.116	1:19.240	211.1	11:17.948	4	1	2:11.282	35.510	49.881	45.891	243.8	10:27.824
5	1	6:59.209	5:15.192	58.672	45.345	113.4	18:17.157	5	1	2:54.539	B 52.480	1:03.101	58.958	129.3	13:22.363
6	1	2:11.721	37.619	51.183	42.919	198.8	20:28.878	6	1	4:12.856	2:42.237	48.869	41.750	125.7	17:35.219
2 AUTOMOVIL CLUB ZARAGOZA HYUNDAI ACCENT FASE II 1.Kelhian GRIÑÓN ECHANI 2.Marta OLIVA GODED															
1	1	4:19.382	2:05.058	1:14.207	1:00.117	92.4	4:19.382	7	1	2:03.960	34.120	49.694	40.146	247.7	19:39.179
2	1	2:52.484	50.382	1:06.843	55.259	161.3	7:11.866	8 ESCUDERÍA GREDOS PEUGEOT 205 1.Javier MORENO GARCÍA							
3	1	2:45.037	48.762	1:03.293	52.982	167.5	9:56.903	1	1	2:50.113	1:05.617	57.366	47.130	97.3	2:50.113
4	1	3:09.617	B 51.848	1:10.015	1:07.754	168.8	13:06.520	2	1	2:14.048	39.584	51.299	43.165	207.5	5:04.161
3 SLT RACING PEUGEOT 206 1.Francisco Javier PÉREZ DE															
1	1	3:54.837					3:54.837	3	1	2:10.828	37.803	50.800	42.225	207.5	7:14.989
2	1	2:39.139			52.890		6:33.976	4	1	2:11.336	38.145	50.998	42.193	207.5	9:26.325
3	1	2:35.462					9:09.438	5	1	3:00.280	B 42.603	1:06.114	1:11.563	194.8	12:26.605
4	1	2:58.284	B				12:07.722	9 MOTOR CLUB SABADELL RENAULT CLIO CUP IV 1.Jorge VECINO CARO							
5	1	5:26.463					17:34.185	1	1	3:22.195	1:24.764	1:05.314	52.117	88.8	3:22.195
6	1	2:34.586					20:08.771	2	1	2:31.818	42.722	58.589	50.507	197.7	5:54.013
4 R. A. C. CIRCUITO GUADALOPE GINETTA G55 GT4 1.Lucas RIVERA SUBIRÁ															
1	1	4:13.679	2:14.788	1:04.036	54.855	109.8	4:13.679	3	1	2:22.377	41.439	54.751	46.187	200.2	8:16.390
2	1	2:45.670	B 44.718	59.649	1:01.303	189.1	6:59.349	4	1	2:27.753	B 40.027	53.595	54.131	202.8	10:44.143
3	1	4:38.303	B 2:12.741	1:14.526	1:11.036	115.9	11:37.652	5	1	6:44.632	5:04.948	53.768	45.916	134.6	17:28.775
5 R. A. C. CIRCUITO GUADALOPE BMW M3 CLA 1.Ethan MUNIESA EJARQUE 2.Hugo MUNIESA EJARQUE															
1	1	2:46.092	B 1:03.427	52.746	49.919	106.3	2:46.092	6	1	2:17.344	41.023	52.277	44.044	207.9	19:46.119
2	1	3:28.277	1:53.059	49.983	45.235	151.0	6:14.369	10 ESCUDERIA LAGUN-ARTEA CITROËN SAXO VTS 1.Aitor ARMENDÁRIZ BAILE							
3	1	2:07.307	35.373	50.509	41.425	232.3	8:21.676	1	1	3:37.672	1:30.190	1:12.239	55.243	90.2	3:37.672
4	1	2:20.013	B 36.157	50.440	53.416	232.3	10:41.689	2	1	2:41.535	48.990	1:00.307	52.238	143.6	6:19.207
5	1	6:14.521	4:40.233	52.069	42.219	126.7	16:56.210	3	1	2:20.522	40.569	55.060	44.893	193.8	8:39.729
6	1	2:03.874	34.991	48.756	40.127	229.4	19:00.084	4	1	2:46.594	B 41.053	54.123	1:11.418	190.1	11:26.323
7	1	2:49.815	B 42.704	1:06.975	1:00.136	162.0	21:49.899	5	1	7:41.539	5:58.483	57.339	45.717	111.3	19:07.862
6 MOTOR CLUB SABADELL RENAULT CLIO CUP IV 1.Josep BORRELL DANIEL															
1	1	3:51.913	1:50.887	1:06.774	54.252	106.7	3:51.913	6	1	2:21.185	40.994	53.970	46.221	186.8	21:29.047
2	1	2:36.741	49.580	58.977	48.184	113.2	6:28.654	11 R. A. C. CIRCUITO GUADALOPE RENAULT CLIO CUP IV 1.Daniel OLIVER PONZ							
3	1	2:17.816	38.708	53.642	45.466	205.5	8:46.470	1	1	3:01.338	1:09.140	1:01.247	50.951	114.9	3:01.338
4	1	2:45.629	B 38.433	52.032	1:15.164	206.7	11:32.099	2	1	2:27.204	43.204	57.448	46.552	193.1	5:28.542
5	1	5:57.960	4:18.324	54.142	45.494	145.9	17:30.059	3	1	2:20.132	40.756	53.916	45.460	200.6	7:48.674
6	1	2:14.065	38.410	52.971	42.684	209.5	19:44.124	4	1	2:13.603	38.583	52.093	42.927	205.5	10:02.277
7 CDE DEYSCOM SPORT NISSAN GTR R35 1.Francisco COMENDADOR															
1	1	3:39.533	1:34.998	1:11.742	52.793	86.0	3:39.533	5	1	3:06.486	B 49.704	1:08.218	1:08.564	207.9	13:08.763
2	1	2:21.532	39.408	52.546	49.578	185.2	6:01.065	6	1	4:34.226	2:56.459	53.814	43.953	129.9	17:42.989
3	1	2:15.477	37.089	52.979	45.409	225.1	8:16.542	7	1	2:12.266	37.592	52.188	42.486	207.5	19:55.255
4	1	2:11.282	35.510	49.881	45.891	243.8	10:27.824	12 CLUB JARAMA SPORT RENAULT CLIO CUP IV 1.Busián FONTÁN ALCALDE							
5	1	2:54.539	B 52.480	1:03.101	58.958	129.3	13:22.363	1	1	4:08.788	2:16.911	1:02.392	49.485	120.7	4:08.788
6	1	4:12.856	2:42.237	48.869	41.750	125.7	17:35.219								



CAMP. REGIONAL - CATALÀ DE VELOCITAT
CIRCUIT DE BARCELONA - CATALUNYA
Entrenamiento Cronometrado 1

Sector Analysis

Barcelona 4.675 m.							Barcelona 4.675 m.								
Lap	D	Time	Sector 1	Sector 2	Sector 3	T.Spd	Elapsed	Lap	D	Time	Sector 1	Sector 2	Sector 3	T.Spd	Elapsed
14 ESCUDERIA MEDITERRANEO 1.Esteban PALACIOS PERIC/							HYUNDAI GETZ COPA								
1	1	2:57.424	59.978	1:06.790	50.656	107.5	2:57.424	1	1	4:43.395	2:36.529	1:15.029	51.837	66.3	4:43.395
2	1	2:34.173	44.926	1:00.438	48.809	177.4	5:31.597	2	1	2:18.849	40.686	53.856	44.307	198.0	7:02.244
3	1	3:01.072	46.398	59.609	1:15.065	174.0	8:32.669	3	1	2:17.632	38.774	54.664	44.194	202.8	9:19.876
4	1	3:02.198	47.860	1:03.436	1:10.902	167.5	11:34.867	4	1	2:51.995	37.914	1:05.256	1:08.825	205.1	12:11.871
5	1	6:46.789	4:52.935	1:04.755	49.099	129.4	18:21.656	5	1	6:02.957	4:14.003	1:03.155	45.799	112.5	18:14.828
6	1	2:33.946	45.674	59.870	48.402	180.3	20:55.602	6	1	2:11.836	37.682	51.326	42.828	205.9	20:26.664
15 COVIAR RAID SPORT 1.David ASENSIO APELLANI							RENAULT CLIO CUP IV								
1	1	3:25.530	1:25.771	1:05.644	54.115	96.0	3:25.530	1	1	3:34.879	1:30.281	1:11.206	53.392	86.6	3:34.879
2	1	2:29.014	45.131	53.920	49.963	124.4	5:54.544	2	1	2:28.319	42.699	55.971	49.649	170.7	6:03.198
3	1	2:15.921	40.422	52.724	42.775	201.0	8:10.465	3	1	2:45.668	53.173	57.202	55.293	177.6	8:48.866
4	1	2:10.361	38.396	50.109	41.856	207.5	10:20.826	4	1	4:21.348	2:04.403	1:08.211	1:08.734	91.0	13:10.214
5	1	2:58.125	44.095	1:07.360	1:06.670	178.2	13:18.951	5	1	4:50.548	3:09.199	56.635	44.714	107.6	18:00.762
6	1	4:31.352	2:50.508	53.254	47.590	128.8	17:50.303	6	1	2:18.563	40.637	53.634	44.292	178.5	20:19.325
7	1	2:16.646	40.535	51.941	44.170	184.9	20:06.949								
17 IOAR MOTORSPORT 1.Mario FIGUEROA BLASCC							HONDA CIVIC								
1	1	3:45.670	1:52.391	1:01.356	51.923	103.2	3:45.670	1	1	2:52.364	1:03.908	59.391	49.065	91.8	2:52.364
2	1	2:35.464	46.642	57.940	50.882	157.6	6:21.134	2	1	2:23.771	41.746	55.420	46.605	194.8	5:16.135
3	1	2:20.611	40.457	54.860	45.294	193.1	8:41.745	3	1	2:20.873	41.357	54.838	44.678	193.5	7:37.008
4	1	2:46.775	39.858	53.940	1:12.977	194.1	11:28.520	4	1	2:18.661	39.906	54.043	44.712	200.2	9:55.669
5	1	6:06.068	4:14.376	1:00.254	51.438	126.7	17:34.588	5	1	2:47.967	43.898	1:02.538	1:01.531	199.9	12:43.636
6	1	2:23.493	41.942	56.289	45.262	190.4	19:58.081	6	1	4:50.859	3:09.272	55.358	46.229	138.7	17:34.495
								7	1	2:16.183	39.446	52.622	44.115	204.7	19:50.678
18 RC2 JUNIOR TEAM 1.Eduardo LAZARO BIGAS 2.Carlos QUILEZ RODROGL							RENAULT CLIO CUP IV								
1	1	2:44.264	57.503	59.777	46.984	108.1	2:44.264	1	1	3:19.649	1:18.582	1:02.776	58.291	86.6	3:19.649
2	1	2:16.071	40.274	52.746	43.051	195.5	5:00.335	2	1	2:19.955	40.788	52.074	47.093	225.6	5:39.604
3	1	2:12.356	37.817	52.194	42.345	201.7	7:12.691	3	1	2:11.287	37.497	50.777	43.013	230.8	7:50.891
4	1	2:09.141	37.036	50.535	41.570	203.2	9:21.832	4	1	2:07.354	36.308	49.351	41.695	231.3	9:58.245
5	1	2:54.753	36.824	1:08.953	1:08.976	209.1	12:16.585	5	1	2:47.146	42.221	1:02.964	1:01.961	228.4	12:45.391
6	1	5:05.499	3:28.892	52.335	44.272	124.5	17:22.084	6	1	4:41.986	3:06.564	52.427	42.995	139.9	17:27.377
7	1	2:07.738	36.846	49.803	41.089	204.7	19:29.822	7	1	2:03.508	34.800	48.366	40.342	230.8	19:30.885
8	1	2:26.204	36.989	52.359	56.856	207.9	21:56.026								
20 RALLYE CLUB COSTA DE AZAHAR 1.Jesús LAHOZ MARTIN							ALFA ROMEO GTV 1.750 15 S.								
1	1	2:59.620	1:07.133	1:01.948	50.539	94.5	2:59.620	1	1	3:41.467	1:39.068	1:09.561	52.838	94.6	3:41.467
2	1	2:37.125	43.837	1:01.557	51.731	190.7	5:36.745	2	1	2:22.347	41.250	53.758	47.339	180.0	6:03.814
3	1	2:30.059	43.096	58.441	48.522	191.7	8:06.804	3	1	2:17.700	37.830	54.757	45.113	204.4	8:21.514
4	1	3:14.265	48.604	1:05.403	1:20.258	191.1	11:21.069	4	1	2:41.269	38.087	53.119	1:10.063	208.3	11:02.783
5	1	7:21.425	5:30.389	1:01.118	49.918	122.3	18:42.494	5	1	6:20.702	4:45.445	52.662	42.595	135.7	17:23.485
								6	1	2:09.156	36.620	50.783	41.753	211.9	19:32.641
21 AUTOMOVIL CLUB ZARAGOZA 1.Carlos SANZ MOSTAJO 2.Guillermo ASO ARJOL							HYUNDAI COUPE								
1	1	2:31.847	45.094	58.657	48.096	155.5	21:14.341	1	1	4:43.395	2:36.529	1:15.029	51.837	66.3	4:43.395
2	1	2:18.849	40.686	53.856	44.307	198.0	7:02.244	2	1	2:17.632	38.774	54.664	44.194	202.8	9:19.876
3	1	2:17.632	38.774	54.664	44.194	202.8	9:19.876	3	1	2:51.995	37.914	1:05.256	1:08.825	205.1	12:11.871
4	1	2:51.995	37.914	1:05.256	1:08.825	205.1	12:11.871	4	1	6:02.957	4:14.003	1:03.155	45.799	112.5	18:14.828
5	1	6:02.957	4:14.003	1:03.155	45.799	112.5	18:14.828	5	1	2:11.836	37.682	51.326	42.828	205.9	20:26.664
6	1	2:11.836	37.682	51.326	42.828	205.9	20:26.664								
22 CLUB JARAMA SPORT 1.Guillermo DEL MORAL GA							HYUNDAI ACCENT CUP FASE 2								
1	1	3:34.879	1:30.281	1:11.206	53.392	86.6	3:34.879	1	1	3:34.879	1:30.281	1:11.206	53.392	86.6	3:34.879
2	1	2:28.319	42.699	55.971	49.649	170.7	6:03.198	2	1	2:28.319	42.699	55.971	49.649	170.7	6:03.198
3	1	2:45.668	53.173	57.202	55.293	177.6	8:48.866	3	1	2:45.668	53.173	57.202	55.293	177.6	8:48.866
4	1	4:21.348	2:04.403	1:08.211	1:08.734	91.0	13:10.214	4	1	4:21.348	2:04.403	1:08.211	1:08.734	91.0	13:10.214
5	1	4:50.548	3:09.199	56.635	44.714	107.6	18:00.762	5	1	4:50.548	3:09.199	56.635	44.714	107.6	18:00.762
6	1	2:18.563	40.637	53.634	44.292	178.5	20:19.325	6	1	2:18.563	40.637	53.634	44.292	178.5	20:19.325
24 SLT RACING 1.Fernando DOMÍNGUEZ M							HYUNDA COUPE								
1	1	2:52.364	1:03.908	59.391	49.065	91.8	2:52.364	1	1	2:52.364	1:03.908	59.391	49.065	91.8	2:52.364
2	1	2:23.771	41.746	55.420	46.605	194.8	5:16.135	2	1	2:23.771	41.746	55.420	46.605	194.8	5:16.135
3	1	2:20.873	41.357	54.838	44.678	193.5	7:37.008	3	1	2:20.873	41.357	54.838	44.678	193.5	7:37.008
4	1	2:18.661	39.906	54.043	44.712	200.2	9:55.669	4	1	2:18.661	39.906	54.043	44.712	200.2	9:55.669
5	1	2:47.967	43.898	1:02.538	1:01.531	199.9	12:43.636	5	1	2:47.967	43.898	1:02.538	1:01.531	199.9	12:43.636
6	1	4:50.859	3:09.272	55.358	46.229	138.7	17:34.495	6	1	4:50.859	3:09.272	55.358	46.229	138.7	17:34.495
7	1	2:16.183	39.446	52.622	44.115	204.7	19:50.678	7	1	2:16.183	39.446	52.622	44.115	204.7	19:50.678
26 MOTOR CLUB SABADELL 1.Laurent PUITGMAL							PEUGETOT 308 RACING CUP								
1	1	3:19.649	1:18.582	1:02.776	58.291	86.6	3:19.649	1	1	3:19.649	1:18.582	1:02.776	58.291	86.6	3:19.649
2	1	2:19.955	40.788	52.074	47.093	225.6	5:39.604	2	1	2:19.955	40.788	52.074	47.093	225.6	5:39.604
3	1	2:11.287	37.497	50.777	43.013	230.8	7:50.891	3	1	2:11.287	37.497	50.777	43.013	230.8	7:50.891
4	1	2:07.354	36.308	49.351	41.695	231.3	9:58.245	4	1	2:07.354	36.308	49.351	41.695	231.3	9:58.245
5	1	2:47.146	42.221	1:02.964	1:01.961	228.4	12:45.391	5	1	2:47.146	42.221	1:02.964	1:01.961	228.4	12:45.391
6	1	4:41.986	3:06.564	52.427	42.995	139.9	17:27.377	6	1	4:41.986	3:06.564	52.427	42.995	139.9	17:27.377
7	1	2:03.508	34.800	48.366	40.342	230.8	19:30.885	7	1	2:03.508	34.800	48.366	40.342	230.8	19:30.885
30 FRC COMPETICIÓN 1.Vicente Gabriel VALLÉS PI							FORD FIESTA ST								
1	1	3:41.467	1:39.068	1:09.561	52.838	94.6	3:41.467	1	1	3:41.467	1:39.068	1:09.561	52.838	94.6	3:41.467
2	1	2:22.347	41.250	53.758	47.339	180.0	6:03.814	2	1	2:22.347	41.250	53.758	47.339	180.0	6:03.814
3	1	2:17.700	37.830	54.757	45.113	204.4	8:21.514	3	1	2:17.700	37.830	54.757	45.113	204.4	8:21.514
4	1	2:41.269	38.087	53.119	1:10.063	208.3	11:02.783	4	1	2:41.269	38.087	53.119	1:10.063	208.3	11:02.783
5	1	6:20.702	4:45.445	52.662	42.595	135.7	17:23.485	5	1	6:20.702	4:45.445	52.662	42.595	135.7	17:23.485
6</															

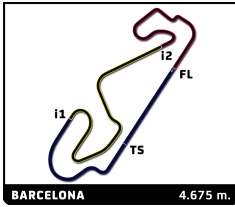


CAMP. REGIONAL - CATALÀ DE VELOCITAT
CIRCUIT DE BARCELONA - CATALUNYA
Entrenamiento Cronometrado 1

Sector Analysis

— Invalidated Lap ■ Personal Best ■ Session Best B Crossing the pit lane

Lap	D	Time	Sector 1	Sector 2	Sector 3	T.Spd	Elapsed	Lap	D	Time	Sector 1	Sector 2	Sector 3	T.Spd	Elapsed	
31	ESCUADERIA BAIX EMPORDA BMW M3 E46 1.Marc RIERA BANTI 3							2	1	2:45.605	54.808	1:00.878	49.919	107.8	6:25.029	
	3	1	2:25.092	41.601	56.070	47.421	189.1	8:50.121								
	4	1	5:53.372 B	41.623	4:10.787	1:00.962	191.4	14:43.493								
	5	1	3:49.050	1:57.378	1:01.706	49.966	125.0	18:32.543								
	6	1	2:26.716	42.369	56.919	47.428	185.8	20:59.259								
	1	1	2:38.564	54.807	1:00.652	43.105	107.0	2:38.564								
32	MOTOR CLUB SABADELL PEUGEOT 308 RACING CUP 1.Isidoro DIAZ-GUERRA GO 4							2	1	2:04.097	35.756	48.310	40.031	237.4	4:42.661	
	3	1	2:11.284 B	33.721	48.287	49.276	239.5	6:53.945								
	4	1	3:21.888	1:54.324	47.766	39.798	165.2	10:15.833								
	5	1	3:01.856 B	48.354	1:07.376	1:06.126	119.6	13:17.689								
	1	1	3:13.068	1:19.579	1:02.666	50.823	85.7	3:13.068								
	2	1	3:23.439	38.455	53.314	1:51.670	221.4	6:36.507								
35	RALLYE CLUB COSTA DE AZAHAR TOYOTA MR-2 1.Alejandro MESQUITA DE C 2							3	1	2:29.886	37.950	1:17.818	44.118	222.3	9:16.393	
	4	1	2:28.774 B	36.347	51.862	1:00.565	224.6	11:45.167								
	5	1	5:46.005	4:08.649	52.465	44.891	154.2	17:31.172								
	6	1	2:09.669	37.336	50.770	41.563	231.3	19:40.841								
	1	1	2:53.563	1:05.686	1:00.523	47.354	99.3	2:53.563								
	2	1	2:23.206	41.326	55.393	46.487	183.0	5:16.769								
	3	1	2:21.836	41.476	54.961	45.399	184.0	7:38.605								
	4	1	2:20.094	41.104	53.997	44.993	182.4	9:58.699								
36	PARADINAS MOTORSPORT CUPRA TCR 1.José Ramón MOLINA VILC TCR							5	1	2:59.384 B	47.969	1:06.018	1:05.397	185.2	12:58.083	
	6	1	4:47.104	3:04.432	56.867	45.805	121.7	17:45.187								
	7	1	2:24.908	41.219	54.600	49.089	184.9	20:10.095								
	1	1	3:40.396	1:35.740	1:11.920	52.736	96.4	3:40.396								
	2	1	2:22.524	41.218	53.712	47.594	176.8	6:02.920								
	3	1	2:17.677	38.282	54.420	44.975	219.6	8:20.597								
	4	1	2:35.900 B	38.529	53.012	1:04.359	216.1	10:56.497								
	5	1	6:01.808	4:27.894	51.368	42.546	138.0	16:58.305								
37	SLT RACING MINI COOPER 1.Daniel DE SOUSA URGEL 2							6	1	2:09.185	36.464	50.558	42.163	228.4	19:07.490	
	7	1	2:13.276	38.055	52.553	42.668	225.6	21:20.766								
	1	1	3:18.704	1:22.728	1:03.317	52.659	84.6	3:18.704								
	2	1	2:37.377	45.158	1:01.618	50.601	191.7	5:56.081								
	3	1	2:24.469	40.593	56.870	47.006	195.5	8:20.550								
	4	1	2:50.844 B	40.283	54.360	1:16.201	195.9	11:11.394								
	5	1	6:31.263	4:48.822	55.791	46.650	124.3	17:42.657								
38	R. A. C. CIRCUITO GUADALOPE BMW 318 IS 1.Laura APARICIO ANGLES CLA							6	1	2:17.686	39.555	53.461	44.670	195.5	20:00.343	
	1	1	3:39.424	1:31.174	1:13.029	55.221	92.5	3:39.424								
	40	AUTOMOVIL CLUB ZARAGOZA HYUNDAI COUPE 1.Jordi FONAYET MÉNDEZ 2 2.Francho ECHEGOYEN CC							2	1	3:15.997	1:14.629	1:08.748	52.620	100.8	3:15.997
		2	1	2:35.969	45.377	1:00.873	49.719	185.5	5:51.966							
		3	1	2:23.722	41.071	56.393	46.258	201.3	8:15.688							
		4	1	2:49.851 B	40.246	56.643	1:12.962	204.0	11:05.539							
5		1	6:30.031	4:42.896	1:00.851	46.284	115.4	17:35.570								
6		1	2:18.142	40.306	54.011	43.825	202.8	19:53.712								
56	ESCUADERIA LE MANS PORSCHE 911 (991 GT3 CUP) 1.Luis GARCÍA GARCÍA 5							3	1	2:49.879	1:03.032	58.196	48.651	93.5	2:49.879	
	2	1	2:35.231	46.532	57.236	51.463	158.9	6:19.640								
	3	1	2:18.286	38.696	54.731	44.859	246.0	8:37.926								
	4	1	2:45.348 B	38.363	51.763	1:15.222	218.3	11:23.274								
	5	1	5:56.341	4:19.504	53.012	43.825	126.9	17:19.615								
	6	1	2:07.966	36.442	49.469	42.055	249.9	19:27.581								
	7	1	2:04.991	35.136	48.619	41.236	255.8	21:32.572								
79	SLT RACING RENAULT CLIO CUP IV 1.Javier CICUÉNDEZ GALLE 3							4	1	2:10.764	37.892	50.053	42.819	208.3	9:28.184	
	5	1	2:50.362 B	37.118	1:03.239	1:10.005	209.5	12:18.546								
	6	1	4:45.683	3:11.866	51.903	41.914	133.7	17:04.229								
	7	1	2:19.545	47.992	50.461	41.092	206.3	19:23.774								
	8	1	2:07.442	36.664	49.491	41.287	207.1	21:31.216								
	1	1	2:49.879	1:03.032	58.196	48.651	93.5	2:49.879								
	2	1	2:18.348	41.585	53.801	42.962	202.1	5:08.227								
	3	1	2:09.193	37.348	50.045	41.800	205.9	7:17.420								
88	R. A. C. CIRCUITO GUADALOPE PORSCHE 968 CS 1.Luis LÓPEZ ANÓS CLA 2.Álvaro RODRÍGUEZ SASTR							4	1	2:16.051	37.756	50.299	47.996	246.5	10:29.374	
	5	1	3:20.572 B	1:05.445	1:10.238	1:04.889	94.4	13:49.946								
	6	1	4:08.933	2:31.860	53.573	43.500	89.5	17:58.879								
	7	1	2:09.372	36.484	49.884	43.004	246.0	20:08.251								
	1	1	3:38.674	1:33.968	1:11.806	52.900	84.7	3:38.674								
	2	1	2:21.818	39.207	52.895	49.716	207.9	6:00.492								
	3	1	2:12.831	37.110	52.131	43.590	237.9	8:13.323								
	4	1	2:16.051	37.756	50.299	47.996	246.5	10:29.374								
90	TH TRUCKS TEAM HONDA CIVIC 1.Antoni GARCÍA COMA 1							5	1	3:20.572 B	1:05.445	1:10.238	1:04.889	94.4	13:49.946	
	6	1	4:08.933	2:31.860	53.573	43.500	89.5	17:58.879								
	7	1	2:09.372	36.484	49.884	43.004	246.0	20:08.251								
	1	1	3:14.027	1:26.102	57.042	50.883	90.1	3:14.027								
2	1	2:19.672	39.774	53.201	46.697	192.8	5:33.699									
3	1	2:19.082	40.118	53.292	45.672	197.3	7:52.781									
4	1	2:18.227	39.836	53.598	44.793	194.8	10:11.008									



CAMP. REGIONAL - CATALÀ DE VELOCITAT
CIRCUIT DE BARCELONA - CATALUNYA
Entrenamiento Cronometrado 1

Sector Analysis

— Invalidated Lap ■ Personal Best ■ Session Best B Crossing the pit lane

Lap	D	Time	Sector 1	Sector 2	Sector 3	T.Sp	Elapsed	Lap	D	Time	Sector 1	Sector 2	Sector 3	T.Sp	Elapsed
5	1	3:03.599	B	48.741	1:10.558	1:04.300	142.3	13	14	607					
6	1	4:40.520		2:57.455	57.478	45.587	119.5	17	55	127					
7	1	2:19.083		40.153	53.999	44.931	194.1	20	14	210					

121 **IOAR MOTORSPORT** HONDA S2000
1.Jokin CASTAÑO RODRIGUEZ 2

1	1	3:06.455		1:15.685	1:01.760	49.010	102.7	3	06	455					
2	1	2:26.410		40.736	57.021	48.653	201.0	5	32	865					
3	1	2:14.373		38.595	52.213	43.565	209.1	7	47	238					
4	1	2:12.152		37.704	50.788	43.660	210.3	9	59	390					
5	1	2:55.798	B	45.138	1:06.823	1:03.837	213.2	12	55	188					
6	1	4:44.834		3:03.080	57.036	44.718	127.3	17	40	022					
7	1	2:13.882		38.285	53.195	42.402	211.5	19	53	904					

124 **MARC GARCIA ROJALS** HONDA CIVIC
1.Marc GARCÍA ROJALS 1

1	1	3:16.437		1:23.617	1:03.022	49.798	86.1	3	16	437					
2	1	2:30.459		45.231	56.206	49.022	182.1	5	46	896					
3	1	2:21.154		40.492	54.898	45.764	198.8	8	08	050					
4	1	2:30.723	B	41.255	54.613	54.855	192.1	10	38	773					
5	1	6:56.475		5:08.863	59.978	47.634	106.8	17	35	248					
6	1	2:23.514		42.189	56.665	44.660	182.1	19	58	762					

813 **JUAN CARLOS ARIAS PÉREZ** GINETTA G50
1.Juan Carlos ARIAS PÉREZ 5

1	1	2:49.446		56.405	1:03.143	49.898	128.2	2	49	446					
2	1	2:20.281		41.633	54.338	44.310	198.8	5	09	727					
3	1	3:59.014	B	1:10.537	1:34.438	1:14.039	171.2	9	08	741					