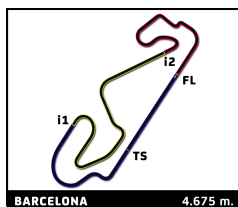


**CAMP. REGIONAL - CATALÀ DE VELOCITAT**  
CIRCUIT DE BARCELONA - CATALUNYA  
Entrenamiento Cronometrado 2

Sector Analysis

— Invalidated Lap    ■ Personal Best    ■ Session Best    B Crossing the pit lane

Lap	D	Time	Sector 1	Sector 2	Sector 3	T.Spd	Elapsed	Lap	D	Time	Sector 1	Sector 2	Sector 3	T.Spd	Elapsed		
<b>1</b>	<b>R. A. C. CIRCUITO GUADALOPE</b> MERCEDES AMG 1.Ánder GAMÓN AGUINAC CLA							<b>7</b>	<b>CDE DEYSCOM SPORT</b> NISSAN GTR R35 1.Francisco COMENDADOR 5								
	1	1	3:10.912	1:31.059	54.537	45.316	122.0		3:10.912	1	1	2:12.964	42.231	50.192	40.541	168.0	2:12.964
	2	1	2:32.469	B 38.332	51.627	1:02.510	210.3		5:43.381	2	1	2:00.346	34.476	46.578	39.292	242.1	4:13.310
	3	1	4:47.166	3:09.774	52.553	44.839	110.2		10:30.547	3	1	3:09.619	B 34.375	1:18.156	1:17.088	244.9	7:22.929
	4	1	2:09.878	37.197	50.280	42.401	207.5		12:40.425	4	1	3:22.546	1:48.310	51.078	43.158	164.5	10:45.475
	5	1	2:32.274	B 36.968	56.063	59.243	195.5		15:12.699	5	1	2:11.992	34.359	52.837	44.796	244.3	12:57.467
<b>2</b>	<b>AUTOMOVIL CLUB ZARAGOZA</b> HYUNDAI ACCENT FASE II 1.Kelhian GRIÑÓN ECHANI 1 2.Marta OLIVA GODED							<b>8</b>	<b>ESCUDERÍA GREDOS</b> PEUGEOT 205 1.Javier MORENO GARCÍA 2								
	1	2	3:27.214	1:43.394	57.973	45.847	107.0		3:27.214	1	1	2:35.679	1:00.199	53.357	42.123	123.5	2:35.679
	2	2	3:10.656	B 41.898	1:05.184	1:23.574	174.8		6:37.870	2	1	2:12.168	37.392	50.013	44.763	207.5	4:47.847
	3	2	4:18.407	2:33.438	57.757	47.212	117.9		10:56.277	3	1	3:03.280	B 45.238	1:01.890	1:16.152	172.6	7:51.127
	4	2	2:23.166	41.956	55.125	46.085	174.8		13:19.443	4	1	3:13.539	1:36.007	54.788	42.744	133.1	11:04.666
	5	2	2:24.055	42.259	55.577	46.219	176.8		15:43.498	5	1	2:10.781	38.703	50.176	41.902	207.9	13:15.447
<b>3</b>	<b>SLT RACING</b> PEUGEOT 206 1.Francisco Javier PÉREZ DE 1							<b>9</b>	<b>MOTOR CLUB SABADELL</b> RENAULT CLIO CUP IV 1.Jorge VECINO CARO 3								
	1	1	6:39.998	B					6:39.998	1	1	3:47.602	2:09.365	54.451	43.786	125.8	3:47.602
	2	1	5:27.016						12:07.014	2	1	2:54.345	B 37.188	54.815	1:22.342	206.7	6:41.947
	3	1	2:32.848						14:39.862	3	1	4:04.922	2:27.357	52.405	45.160	120.1	10:46.869
	4	1	2:31.751						17:11.613	4	1	2:10.486	37.088	50.289	43.109	208.7	12:57.355
	5	1	2:32.464						19:44.077	5	1	2:18.331	37.307	57.834	43.190	207.9	15:15.686
<b>4</b>	<b>R. A. C. CIRCUITO GUADALOPE</b> GINETTA G55 GT4 1.Lucas RIVERA SUBIRÁ 5							<b>10</b>	<b>ESCUDERIA LAGUN-ARTEA</b> CITROËN SAXO VTS 1.Aitor ARMENDÁRIZ BAILE 1								
	1	1	12:11.177	B	...	57.238	57.131		135.9	12:11.177	1	1	3:15.438	1:35.915	54.697	44.826	116.2
<b>5</b>	<b>R. A. C. CIRCUITO GUADALOPE</b> BMW M3 1.Ethan MUNIESA EJARQUE CLA 2.Hugo MUNIESA EJARQUE							<b>11</b>	<b>R. A. C. CIRCUITO GUADALOPE</b> RENAULT CLIO CUP IV 1.Daniel OLIVER PONZ 3								
	1	2	2:39.245	1:06.128	50.736	42.381	129.0		2:39.245	1	1	2:44.176	1:09.862	51.850	42.464	129.7	2:44.176
	2	2	2:09.871	36.516	49.168	44.187	231.3		4:49.116	2	1	2:14.440	37.183	51.635	45.622	209.5	4:58.616
	3	2	3:04.306	B 45.762	1:01.674	1:16.870	167.0		7:53.422	3	1	3:10.356	B 50.020	1:07.024	1:13.312	121.3	8:08.972
	4	2	4:27.128	2:49.549	55.284	42.295	129.0		12:20.550	4	1	3:06.592	1:28.092	54.900	43.600	141.2	11:15.564
	5	2	2:07.161	36.087	49.222	41.852	227.4		14:27.711	5	1	2:26.507	B 39.321	57.752	49.434	210.7	13:42.071
	6	2	2:05.869	35.730	48.747	41.392	227.9		16:33.580	6	1	5:33.782	3:59.986	51.001	42.795	130.0	19:15.853
7	2	2:05.714	35.352	49.027	41.335	229.9	18:39.294										
<b>6</b>	<b>MOTOR CLUB SABADELL</b> RENAULT CLIO CUP IV 1.Josep BORRELL DANIEL 3																
	1	1	3:19.535	1:42.437	53.061	44.037	117.8	3:19.535									
	2	1	2:25.648	B 37.307	51.545	56.796	207.1	5:45.183									
	3	1	4:44.592	3:08.589	52.472	43.531	141.4	10:29.775									
	4	1	2:09.541	37.467	50.209	41.865	204.7	12:39.316									
	5	1	2:24.493	37.347	58.504	48.642	204.7	15:03.809									
	6	1	2:18.480	42.139	53.972	42.369	205.9	17:22.289									
7	1	2:08.694	37.150	49.809	41.735	205.1	19:30.983										

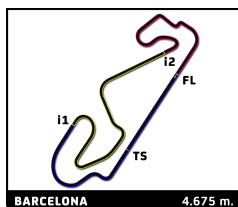


**CAMP. REGIONAL - CATALÀ DE VELOCITAT**  
**CIRCUIT DE BARCELONA - CATALUNYA**  
Entrenamiento Cronometrado 2

Sector Analysis

— Invalidated Lap    ■ Personal Best    ■ Session Best    B Crossing the pit lane

Lap	D	Time	Sector 1	Sector 2	Sector 3	T.Spd	Elapsed	Lap	D	Time	Sector 1	Sector 2	Sector 3	T.Spd	Elapsed		
<b>12</b>	<b>CLUB JARAMA SPORT</b> RENAULT CLIO CUP IV							3	1. Busián FONTÁN ALCALDE								
	1	1	3:57.701	2:18.986	54.154	44.561	129.4		3:57.701	4	1	2:31.264	44.470	58.422	48.372	158.0	14:28.219
	2	1	2:49.087	B 40.328	54.085	1:14.674	177.4		6:46.788	5	1	2:29.715	44.323	57.769	47.623	159.4	16:57.934
	3	1	4:38.453	3:00.548	53.884	44.021	130.7		11:25.241	6	1	2:57.522	B 44.697	1:02.347	1:10.478	161.3	19:55.456
	4	1	2:15.727	39.606	52.757	43.364	178.8		13:40.968	<b>21 AUTOMOVIL CLUB ZARAGOZA</b> HYUNDAI COUPE							
	5	1	2:17.895	39.605	53.817	44.473	176.8		15:58.863	1. Carlos SANZ MOSTAJO							
	6	1	2:15.425	39.528	52.247	43.650	178.2		18:14.288	2. Guillermo ASO ARJOL							
<b>14</b>	<b>ESCUDERIA MEDITERRANEO</b> HYUNDAI GETZ COPA							1	1. Esteban PALACIOS PERICÀ								
	1	1	3:07.834	1:11.469	1:05.052	51.313	127.2		3:07.834	1	2	7:01.102	B 2:47.874	55.607	3:17.621	95.5	7:01.102
	2	1	2:48.776	B 45.253	58.790	1:04.733	171.2		5:56.610	2	2	4:09.334	2:21.171	59.924	48.239	122.6	11:10.436
	3	1	5:04.148	3:04.213	1:00.491	59.444	115.8		11:00.758	3	2	2:20.670	40.067	55.025	45.578	205.9	13:31.106
	4	1	2:33.767	45.000	59.773	48.994	173.1		13:34.525	4	2	2:18.235	39.723	53.484	45.028	203.6	15:49.341
	5	1	2:29.781	43.425	58.890	47.466	179.1		16:04.306	5	2	2:17.582	38.658	53.678	45.246	205.5	18:06.923
	6	1	2:27.166	43.471	56.901	46.794	187.4		18:31.472	6	2	2:31.380	B 38.456	53.820	59.104	205.9	20:38.303
<b>15</b>	<b>COVIAR RAID SPORT</b> RENAULT CLIO CUP IV							3	1. David ASENSIO APELLANI								
	1	1	3:43.815	2:00.114	1:00.626	43.075	87.9		3:43.815	<b>22 CLUB JARAMA SPORT</b> HYUNDAI ACCENT CUP FASE 2							
	2	1	2:59.550	B 38.335	1:01.559	1:19.656	204.7		6:43.365	1. Guillermo DEL MORAL GA							
	3	1	4:58.068	3:17.965	53.681	46.422	98.4		11:41.433	1	1	3:49.461	2:10.431	54.592	44.438	121.1	3:49.461
	4	1	2:07.049	36.883	49.375	40.791	207.1		13:48.482	2	1	2:55.415	B 40.660	57.352	1:17.403	179.4	6:44.876
	5	1	2:08.777	36.414	50.503	41.860	209.9		15:57.259	3	1	4:27.687	2:45.739	56.851	45.097	123.8	11:12.563
	6	1	2:08.794	36.608	48.972	43.214	207.9		18:06.053	4	1	2:26.492	42.856	58.851	44.785	179.4	13:39.055
<b>17</b>	<b>IOAR MOTORSPORT</b> HONDA CIVIC							1	1. Mario FIGUEROA BLASCC								
	1	1	3:22.512	1:43.189	54.732	44.591	104.8		3:22.512	5	1	2:22.308	40.808	55.817	45.683	178.2	16:01.363
	2	1	2:36.106	B 39.499	52.795	1:03.812	194.1		5:58.618	6	1	2:18.683	40.576	53.703	44.404	180.3	18:20.046
	3	1	5:31.922	3:51.730	55.043	45.149	128.4		11:30.540	<b>24 SLT RACING</b> HYUNDAI COUPE							
	4	1	2:14.902	39.106	52.107	43.689	193.1		13:45.442	1. Fernando DOMÍNGUEZ M							
	5	1	2:14.211	38.598	52.381	43.232	195.2		15:59.653	1	1	2:39.305	1:02.105	53.325	43.875	129.6	2:39.305
	6	1	2:13.083	38.025	51.659	43.399	199.5		18:12.736	2	1	2:17.123	38.646	53.036	45.441	208.3	4:56.428
<b>18</b>	<b>RC2 JUNIOR TEAM</b> RENAULT CLIO CUP IV							3	1. Eduardo LAZARO BIGAS								
	2. Carlos QUILEZ RODROGL								<b>26 MOTOR CLUB SABADELL</b> PEUGEOT 308 RACING CUP								
	1	2	4:46.233	2:54.709	59.218	52.306	133.6		4:46.233	1. Laurent PUITGMAL							
	2	2	3:02.021	B 42.803	1:02.006	1:17.212	197.3		7:48.254	1	1	3:01.184	1:30.935	48.479	41.770	115.9	3:01.184
<b>20</b>	<b>RALLYE CLUB COSTA DE AZAHAR</b> ALFA ROMEO GTV 1.750 1 <sup>o</sup> S.							CLA	1. Jesús LAHOZ MARTÍN								
	1	2	4:05.208	1:35.714	1:43.931	45.563	144.2		11:53.462	2	1	2:14.247	B 35.231	47.719	51.297	232.8	5:15.431
	2	2	4:04.321	B 46.070	1:46.624	1:31.627	198.0		15:57.783	3	1	4:55.341	3:26.657	48.524	40.160	158.3	10:10.772
	3	1	3:59.910	2:11.027	59.797	49.086	120.0		3:59.910	4	1	2:01.693	34.578	47.285	39.830	228.9	12:12.465
<b>30</b>	<b>FRC COMPETICIÓN</b> FORD FIESTA ST							2	1. Vicente Gabriel VALLÉS PI								
	1	1	2:09.246	37.381	50.092	41.773	208.7		13:03.221	5	1	2:01.737	34.493	47.582	39.662	231.8	14:14.202
	2	1	3:20.976	B 45.112	1:18.536	1:17.328	155.3		7:20.886	6	1	2:01.096	34.082	47.315	39.699	230.8	16:15.298
	3	1	4:36.069	2:39.879	1:05.194	50.996	120.3		11:56.955	7	1	2:13.436	B 34.447	46.840	52.149	231.8	18:28.734
	4	1	2:33.271	58.943	51.877	42.451	114.0		2:33.271	1	2	2:12.247	B 35.231	47.719	51.297	232.8	5:15.431
	5	1	2:09.246	37.381	50.092	41.773	208.7		13:03.221	2	2	4:55.341	3:26.657	48.524	40.160	158.3	10:10.772
	6	1	2:11.987	37.311	51.380	43.296	210.7		15:15.208	3	1	2:01.693	34.578	47.285	39.830	228.9	12:12.465
7	1	2:07.724	36.609	49.764	41.351	212.8	17:22.932	4	1	2:01.737	34.493	47.582	39.662	231.8	14:14.202		

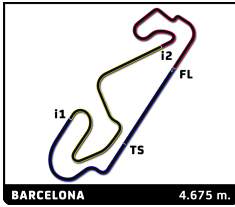


**CAMP. REGIONAL - CATALÀ DE VELOCITAT**  
CIRCUIT DE BARCELONA - CATALUNYA  
Entrenamiento Cronometrado 2

Sector Analysis

— Invalidated Lap    ■ Personal Best    ■ Session Best    B Crossing the pit lane

Lap	D	Time	Sector 1	Sector 2	Sector 3	T.Spd	Elapsed	Lap	D	Time	Sector 1	Sector 2	Sector 3	T.Spd	Elapsed
<b>31</b> ESCUDERIA BAIX EMPORDA BMW M3 E46 1.Marc RIERA BANTI 3															
8	1	3:13.677 B	50.210	1:10.624	1:12.843	170.7	20:36.609	6	1	2:25.647	42.222	55.753	47.672	187.4	18:08.531
1	1	2:33.572	1:01.866	50.112	41.594	143.8	2:33.572	1	2	2:46.134	1:10.432	52.493	43.209	126.6	2:46.134
2	1	2:04.564	34.581	47.601	42.382	239.5	4:38.136	2	2	2:14.595	38.265	52.004	44.326	205.9	5:00.729
3	1	3:02.723 B	42.515	59.766	1:20.442	240.0	7:40.859	3	2	3:12.197 B	49.759	1:05.890	1:16.548	119.1	8:12.926
4	1	3:01.878	1:29.540	50.987	41.351	157.8	10:42.737	4	2	3:04.497	1:24.380	55.464	44.653	143.1	11:17.423
5	1	2:04.256	34.490	47.415	42.351	240.5	12:46.993	5	2	2:14.376	38.308	52.647	43.421	208.3	13:31.799
6	1	2:02.500	34.067	48.501	39.932	241.1	14:49.493	6	2	2:13.078	38.080	51.947	43.051	209.5	15:44.877
7	1	2:00.324	34.127	46.820	39.377	240.0	16:49.817	7	2	2:12.752	37.973	51.774	43.005	211.9	17:57.629
8	1	2:01.533	34.138	47.381	40.014	239.5	18:51.350	8	2	2:13.212	38.333	51.634	43.245	204.7	20:10.841
<b>32</b> MOTOR CLUB SABADELL PEUGETOT 308 RACING CUP 1.Isidoro DIAZ-GUERRA GO 4															
1	1	2:48.575	1:16.644	50.361	41.570	150.8	2:48.575	1	1	2:46.769	1:13.559	51.339	41.871	114.9	2:46.769
2	1	2:08.568	35.601	48.555	44.412	230.8	4:57.143	2	1	2:15.217	34.469	50.782	49.966	258.9	5:01.986
3	1	3:10.284 B	50.616	1:06.848	1:12.820	123.4	8:07.427	3	1	3:13.778 B	52.656	1:06.447	1:14.675	120.5	8:15.764
4	1	3:02.820	1:24.980	53.097	44.743	155.8	11:10.247	4	1	3:06.591	1:29.085	54.652	42.854	131.9	11:22.355
5	1	2:07.648	35.456	48.490	43.702	226.5	13:17.895	5	1	2:08.490	34.580	50.984	42.926	258.2	13:30.845
6	1	2:07.064	35.391	49.373	42.300	227.0	15:24.959	6	1	2:05.447	34.976	49.053	41.418	254.0	15:36.292
7	1	2:04.494	35.328	48.555	40.611	228.4	17:29.453	7	1	2:04.108	35.027	48.007	41.074	256.4	17:40.400
8	1	2:04.538	35.420	47.881	41.237	227.9	19:33.991	8	1	2:06.461	35.139	49.675	41.647	251.1	19:46.861
<b>36</b> PARADINAS MOTORSPORT CUPRA TCR 1.José Ramón MOLINA VILC TCR															
1	1	2:42.691	1:07.872	51.799	43.020	133.4	2:42.691	1	1	3:34.657	1:54.286	55.226	45.145	113.7	3:34.657
2	1	2:14.194	36.233	52.693	45.268	231.3	4:56.885	2	1	2:45.886 B	37.952	53.156	1:14.778	207.9	6:20.543
3	1	3:08.743 B	50.108	1:06.449	1:12.186	130.0	8:05.628	3	1	4:17.449	2:43.034	52.524	41.891	140.6	10:37.992
4	1	3:05.051	1:26.089	53.693	45.269	146.9	11:10.679	4	1	2:07.603	36.590	49.410	41.603	207.9	12:45.595
5	1	2:10.637	36.534	50.794	43.309	214.4	13:21.316	5	1	2:09.925	36.596	51.260	42.069	209.1	14:55.520
6	1	2:10.453	38.093	49.993	42.367	221.9	15:31.769	6	1	2:07.275	36.755	49.385	41.135	206.7	17:02.795
7	1	2:07.099	35.885	49.428	41.786	228.4	17:38.868	7	1	2:28.143 B	36.691	51.732	59.720	207.5	19:30.938
8	1	2:08.078	36.383	49.709	41.986	229.9	19:46.946								
<b>37</b> SLT RACING MINI COOPER 1.Daniel DE SOUSA URGEL 2															
1	1	2:57.540	1:16.696	56.017	44.827	125.8	2:57.540	1	2	4:24.537	2:46.023	53.955	44.559	101.9	4:24.537
2	1	2:41.942 B	39.770	53.544	1:08.628	193.1	5:39.482	2	2	3:12.627 B	33.822	1:10.329	1:28.476	250.5	7:37.164
3	1	4:49.856	3:11.006	54.119	44.731	125.0	10:29.338	3	2	3:06.573	1:36.991	48.941	40.641	151.8	10:43.737
4	1	2:17.782	39.903	52.996	44.883	193.1	12:47.120	4	2	1:58.737	33.535	46.209	38.993	249.4	12:42.474
5	1	2:18.341	39.237	53.044	46.060	198.0	15:05.461	5	2	2:04.411	33.891	48.597	41.923	249.9	14:46.885
6	1	2:16.902	39.340	53.349	44.213	196.2	17:22.363	6	2	1:57.971	33.289	46.032	38.650	249.9	16:44.856
7	1	3:00.890 B	49.271	1:04.269	1:07.350	185.8	20:23.253	7	2	2:29.704 B	33.318	48.773	1:07.613	249.4	19:14.560
<b>38</b> R. A. C. CIRCUITO GUADALOPE BMW 318 IS 1.Laura APARICIO ANGLES CLA															
1	1	3:24.762	1:33.463	59.352	51.947	116.4	3:24.762	1	1	3:30.544	1:49.785	55.854	44.905	95.5	3:30.544
2	1	2:49.663 B	41.495	55.996	1:12.172	189.4	6:14.425	2	1	2:46.786 B	39.138	55.294	1:12.354	195.9	6:17.330
3	1	4:39.812	2:50.744	1:01.057	48.011	109.0	10:54.237	3	1	4:25.593	2:45.808	54.924	44.861	110.5	10:42.923
4	1	2:24.126	41.690	55.607	46.829	189.4	13:18.363	4	1	2:17.630	39.578	53.262	44.790	195.5	13:00.553
5	1	2:24.521	41.614	55.298	47.609	192.1	15:42.884	5	1	2:18.760	39.859	53.530	45.371	197.0	15:19.313
								6	1	2:18.164	39.396	53.570	45.198	198.8	17:37.477
<b>40</b> AUTOMOVIL CLUB ZARAGOZA HYUNDAI COUPE 1.Jordi FONAYET MÉNDEZ 2 2.Francho ECHEGOYEN CC															
1	2	2:46.134	1:10.432	52.493	43.209	126.6	2:46.134								
2	2	2:14.595	38.265	52.004	44.326	205.9	5:00.729								
3	2	3:12.197 B	49.759	1:05.890	1:16.548	119.1	8:12.926								
4	2	3:04.497	1:24.380	55.464	44.653	143.1	11:17.423								
5	2	2:14.376	38.308	52.647	43.421	208.3	13:31.799								
6	2	2:13.078	38.080	51.947	43.051	209.5	15:44.877								
7	2	2:12.752	37.973	51.774	43.005	211.9	17:57.629								
8	2	2:13.212	38.333	51.634	43.245	204.7	20:10.841								
<b>56</b> ESCUDERÍA LE MANS PORSCHE 911 (991 GT3 CUP) 1.Luis GARCÍA GARCÍA 5															
1	1	2:46.769	1:13.559	51.339	41.871	114.9	2:46.769								
2	1	2:15.217	34.469	50.782	49.966	258.9	5:01.986								
3	1	3:13.778 B	52.656	1:06.447	1:14.675	120.5	8:15.764								
4	1	3:06.591	1:29.085	54.652	42.854	131.9	11:22.355								
5	1	2:08.490	34.580	50.984	42.926	258.2	13:30.845								
6	1	2:05.447	34.976	49.053	41.418	254.0	15:36.292								
7	1	2:04.108	35.027	48.007	41.074	256.4	17:40.400								
8	1	2:06.461	35.139	49.675	41.647	251.1	19:46.861								
<b>79</b> SLT RACING RENAULT CLIO CUP IV 1.Javier CICUÉNDEZ GALLE 3															
1	1	3:34.657	1:54.286	55.226	45.145	113.7	3:34.657								
2	1	2:45.886 B	37.952	53.156	1:14.778	207.9	6:20.543								
3	1	4:17.449	2:43.034	52.524	41.891	140.6	10:37.992								
4	1	2:07.603	36.590	49.410	41.603	207.9	12:45.595								
5	1	2:09.925	36.596	51.260	42.069	209.1	14:55.520								
6	1	2:07.275	36.755	49.385	41.135	206.7	17:02.795								
7	1	2:28.143 B	36.691	51.732	59.720	207.5	19:30.938								
<b>88</b> R. A. C. CIRCUITO GUADALOPE PORSCHE 968 CS 1.Luis LÓPEZ ANÓS CLA 2.Álvaro RODRÍGUEZ SASTR															
1	2	4:24.537	2:46.023	53.955	44.559	101.9	4:24.537								
2	2	3:12.627 B	33.822	1:10.329	1:28.476	250.5	7:37.164								
3	2	3:06.573	1:36.991	48.941	40.641	151.8	10:43.737								
4	2	1:58.737	33.535	46.209	38.993	249.4	12:42.474								
5	2	2:04.411	33.891	48.597	41.923	249.9	14:46.885								
6	2	1:57.971	33.289	46.032	38.650	249.9	16:44.856								
7	2	2:29.704 B	33.318	48.773	1:07.613	249.4	19:14.560								
<b>90</b> TH TRUCKS TEAM HONDA CIVIC 1.Antoni GARCÍA COMA 1															
1	1	3:30.544	1:49.785	55.854	44.905	95.5	3:30.544								
2	1	2:46.786 B	39.138	55.294	1:12.354	195.9	6:17.330								
3	1	4:25.593	2:45.808	54.924	44.861	110.5	10:42.923								
4	1	2:17.630	39.578	53.262	44.790	195.5	13:00.553								
5	1	2:18.760	39.859	53.530	45.371	197.0	15:19.313								
6	1	2:18.164	39.396	53.570	45.198	198.8	17:37.477								



**CAMP. REGIONAL - CATALÀ DE VELOCITAT**  
CIRCUIT DE BARCELONA - CATALUNYA  
Entrenamiento Cronometrado 2

Sector Analysis

— Invalidated Lap    ■ Personal Best    ■ Session Best    B Crossing the pit lane

Lap	D	Time	Sector 1	Sector 2	Sector 3	T.Sp	Elapsed	Lap	D	Time	Sector 1	Sector 2	Sector 3	T.Sp	Elapsed
7	1	2:19.301	40.157	53.309	45.835	196.2	19:56.778								

<b>121</b>	<b>IOAR MOTORSPORT</b>		HONDA S2000	
	1.Jokin CASTAÑO RODRIGUEZ		2	

1	1	2:36.845	1:01.063	53.478	42.304	127.5	2:36.845
2	1	2:12.151	37.190	50.317	44.644	213.2	4:48.996
3	1	3:06.579 <b>B</b>	47.038	1:02.036	1:17.505	154.0	7:55.575
4	1	3:19.307	1:32.558	59.975	46.774	130.0	11:14.882
5	1	2:19.990	40.287	56.594	43.109	214.0	13:34.872
6	1	2:12.109	36.973	52.469	42.667	213.2	15:46.981
7	1	2:10.970	37.655	50.853	42.462	214.4	17:57.951
8	1	<b>2:08.442</b>	<b>36.859</b>	<b>49.703</b>	<b>41.880</b>	214.4	20:06.393

<b>124</b>	<b>MARC GARCIA ROJALS</b>		HONDA CIVIC	
	1.Marc GARCÍA ROJALS		1	

1	1	3:31.980	1:51.816	55.196	44.968	98.7	3:31.980
2	1	2:53.419 <b>B</b>	40.090	56.573	1:16.756	202.5	6:25.399
3	1	4:25.087	2:43.037	56.938	45.112	125.4	10:50.486
4	1	2:22.032	40.268	56.957	44.807	201.0	13:12.518
5	1	2:19.266	40.543	53.989	44.734	199.9	15:31.784
6	1	<b>2:17.039</b>	39.908	<b>53.289</b>	<b>43.842</b>	202.5	17:48.823
7	1	2:17.570	<b>39.722</b>	53.377	44.471	201.0	20:06.393