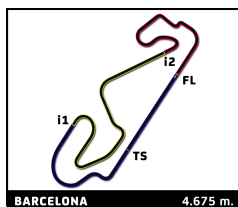


CAMP. REGIONAL - CATALÀ DE VELOCITAT
CIRCUIT DE BARCELONA - CATALUNYA
Carrera 1

Sector Analysis

— Invalidated Lap ■ Personal Best ■ Session Best B Crossing the pit lane

Lap	D	Time	Sector 1	Sector 2	Sector 3	T.Spd	Elapsed	Lap	D	Time	Sector 1	Sector 2	Sector 3	T.Spd	Elapsed
1 R. A. C. CIRCUITO GUADALOPE MERCEDES AMG															
1.Ánder GAMÓN AGUINAC CLA															
1	1	2:25.886	48.748	53.108	44.030		2:25.886								
2	1	2:58.335	42.527	1:19.338	56.470	208.3	5:24.221								
3	1	3:29.491	50.203	1:31.258	1:08.030	131.1	8:53.712								
4	1	3:33.723	1:17.743	1:28.133	47.847	82.8	12:27.435								
5	1	2:13.446	37.608	51.603	44.235	213.6	14:40.881								
6	1	2:30.610	41.937	58.476	50.197	190.1	17:11.491								
7	1	3:18.317	1:04.616	1:25.247	48.454	104.3	20:29.808								
8	1	2:13.453	37.266	52.245	43.942	212.8	22:43.261								
9	1	2:14.571	37.627	52.910	44.034	217.9	24:57.832								
10	1	2:12.565	37.550	52.009	43.006	216.6	27:10.397								
2 AUTOMOVIL CLUB ZARAGOZA HYUNDAI ACCENT FASE II															
1.Marta OLIVA GODED 1															
2.Kelhian GRIÑÓN ECHANI															
1	1	3:00.240	1:01.217	1:04.165	54.858		3:00.240								
2	1	2:54.184	50.209	1:06.869	57.106	158.9	5:54.424								
3	1	3:16.696	52.689	1:17.734	1:06.273	146.1	9:11.120								
4	1	3:42.517	1:26.972	1:17.949	57.596	80.2	12:53.637								
5	1	2:47.010	47.260	1:06.794	52.956	169.1	15:40.647								
6	1	2:50.571	48.978	1:07.799	53.794	167.3	18:31.218								
7	1	2:45.729	47.916	1:05.259	52.554	168.6	21:16.947								
8	1	2:45.644	48.069	1:04.506	53.069	168.8	24:02.591								
9	1	3:03.112	51.392	1:09.872	1:01.848	159.4	27:05.703								
3 SLT RACING PEUGEOT 206															
1.Francisco Javier PÉREZ DE 1															
1	1	2:45.060	56.850	59.679	48.531		2:45.060								
2	1	2:56.346	50.173	1:07.240	58.933	138.5	5:41.406								
3	1	3:24.838	51.218	1:28.615	1:05.005	120.9	9:06.244								
4	1	3:39.819	1:27.310	1:19.087	53.422	83.3	12:46.063								
5	1	2:30.313	43.672	58.125	48.516	175.4	15:16.376								
6	1	2:38.396	46.230	1:02.445	49.721	155.5	17:54.772								
7	1	2:52.313	44.181	1:17.393	50.739	172.8	20:47.085								
8	1	2:28.067	42.922	57.440	47.705	180.3	23:15.152								
9	1	2:28.320	43.073	57.146	48.101	179.7	25:43.472								
5 R. A. C. CIRCUITO GUADALOPE BMW M3															
1.Eihan MUNIESA EJARQUE CLA															
2.Hugo MUNIESA EJARQUE															
1	1	2:12.043	40.464	49.826	41.753		2:12.043								
2	1	2:49.655	36.729	1:19.100	53.826	227.4	5:01.698								
3	1	3:32.435	52.178	1:32.228	1:08.029	120.0	8:34.133								
4	1	3:36.015	1:14.288	1:31.313	50.414	91.5	12:10.148								
5	1	2:06.111	35.698	49.026	41.387	227.9	14:16.259								
6	1	2:38.717	36.085	1:07.670	54.962	227.9	16:54.976								
7	1	3:21.226	1:03.412	1:29.703	48.111	118.3	20:16.202								
8	1	2:07.228	35.853	50.023	41.352	228.9	22:23.430								
9	1	2:06.671	35.885	49.298	41.488	230.8	24:30.101								
10	1	3:31.456B	56.269	1:22.455	1:12.732	227.9	28:01.557								
6 MOTOR CLUB SABADELL RENAULT CLIO CUP IV															
1.Josep BORRELL DANIEL 3															
1	1	2:24.961	47.667	53.427	43.867		2:24.961								
2	1	2:56.158	41.202	1:19.334	55.622	213.6	5:21.119								
3	1	3:30.569	49.628	1:33.276	1:07.665	158.9	8:51.688								
4	1	3:31.977	1:16.650	1:29.916	45.411	77.9	12:23.665								
5	1	2:09.499	36.986	50.626	41.887	213.6	14:33.164								
6	1	2:31.779	39.127	59.690	52.962	205.9	17:04.943								
7	1	3:21.425	1:04.146	1:28.450	48.829	110.0	20:26.368								
8	1	2:09.323	37.708	49.896	41.719	214.4	22:35.691								
9	1	2:10.893	36.751	51.020	43.122	210.3	24:46.584								
10	1	2:12.774	37.158	53.337	42.279	208.3	26:59.358								
7 CDE DEYSCOM SPORT NISSAN GTR R35															
1.Francisco COMENDADOR 5															
1	1	2:21.940	47.569	52.188	42.183		2:21.940								
2	1	2:49.183	38.770	1:15.856	54.557	241.1	5:11.123								
3	1	3:31.950	50.059	1:34.063	1:07.828	153.3	8:43.073								
4	1	3:30.793	1:16.712	1:29.467	44.614	88.5	12:13.866								
5	1	2:03.855	36.178	47.918	39.759	243.8	14:17.721								
6	1	2:35.178	34.438	1:05.739	55.001	240.0	16:52.899								
7	1	3:21.876	1:03.848	1:30.418	47.610	124.0	20:14.775								
8	1	1:59.655	33.843	46.395	39.417	248.2	22:14.430								
9	1	1:59.347	33.643	46.236	39.468	243.8	24:13.777								
10	1	2:07.000	35.259	51.238	40.503	227.4	26:20.777								
8 ESCUDERÍA GREDOS PEUGEOT 205															
1.Javier MORENO GARCÍA 2															
1	1	2:21.591	45.483	52.555	43.553		2:21.591								
2	1	2:53.017	40.435	1:16.636	55.946	208.7	5:14.608								
3	1	3:30.971	48.658	1:34.175	1:08.138	144.6	8:45.579								
4	1	3:31.089	1:16.771	1:29.380	44.938	91.2	12:16.668								
5	1	2:10.364	37.918	50.377	42.069	208.7	14:27.032								
6	1	2:35.443	39.366	1:02.980	53.097	208.3	17:02.475								
7	1	3:23.175	1:05.106	1:28.440	49.629	100.9	20:25.650								
8	1	2:11.616	37.640	50.599	43.377	208.3	22:37.266								
9	1	2:13.992	38.669	52.475	42.848	208.7	24:51.258								
10	1	2:10.604	37.570	50.489	42.545	208.7	27:01.862								
9 MOTOR CLUB SABADELL RENAULT CLIO CUP IV															
1.Jorge VECINO CARO 3															
1	1	2:23.020	47.023	52.012	43.985		2:23.020								
2	1	2:54.102	40.525	1:16.933	56.644	212.3	5:17.122								
3	1	3:30.275	48.189	1:34.275	1:07.811	126.9	8:47.397								
4	1	3:31.666	1:16.383	1:31.136	44.147	86.5	12:19.063								
5	1	2:08.987	36.904	50.097	41.986	209.5	14:28.050								
6	1	2:35.063	39.141	1:03.170	52.752	211.9	17:03.113								
7	1	3:22.841	1:05.055	1:28.317	49.469	109.8	20:25.954								
8	1	2:12.202	37.779	51.118	43.305	215.3	22:38.156								
9	1	2:12.106	37.865	51.583	42.658	205.5	24:50.262								
10	1	2:10.897	37.595	50.498	42.804	203.2	27:01.159								

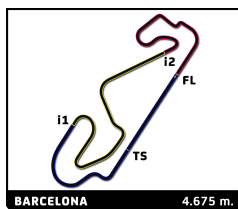


CAMP. REGIONAL - CATALÀ DE VELOCITAT
CIRCUIT DE BARCELONA - CATALUNYA
Carrera 1

Sector Analysis

— Invalidated Lap ■ Personal Best ■ Session Best B Crossing the pit lane

Lap	D	Time	Sector 1	Sector 2	Sector 3	T.Spd	Elapsed	Lap	D	Time	Sector 1	Sector 2	Sector 3	T.Spd	Elapsed	
10	ESCUADERIA LAGUN-ARTEA CITROËN SAXO VTS							1	7	1	3:22.523	1:04.889	1:29.074	48.560	110.7	20:20.565
	8	1	2:07.161	36.378	49.656	41.127	211.9		22:27.726							
	1	1	2:42.810	52.212	56.397	54.201			2:42.810							
	2	1	2:54.282	48.796	1:08.214	57.272	126.0		5:37.092							
	3	1	3:28.254	53.351	1:28.870	1:06.033	125.0		9:05.346							
	4	1	3:35.783	1:26.110	1:19.876	49.797	74.3		12:41.129							
	5	1	2:20.540	40.236	54.435	45.869	188.7		15:01.669							
	6	1	2:27.392	42.744	58.120	46.528	173.4		17:29.061							
	7	1	3:08.118	56.383	1:25.128	46.607	175.6		20:37.179							
	8	1	2:19.674	40.295	54.321	45.058	192.4		22:56.853							
	9	1	2:22.417	40.557	54.769	47.091	184.6		25:19.270							
10	1	2:33.273	44.392	1:01.082	47.799	175.4	27:52.543									
11	R. A. C. CIRCUITO GUADALOPE RENAULT CLIO CUP IV							3	1	1	2:24.481	47.038	52.850	44.593		2:24.481
	2	1	2:55.221	41.001	1:18.444	55.776	210.7		5:19.702							
	3	1	3:30.875	49.456	1:33.602	1:07.817	167.3		8:50.577							
	4	1	3:32.666	1:17.124	1:29.688	45.854	78.6		12:23.243							
	5	1	2:12.931	38.325	50.954	43.652	207.9		14:36.174							
	6	1	2:29.370	38.152	58.659	52.559	209.9		17:05.544							
	7	1	3:22.291	1:04.578	1:28.564	49.149	96.6		20:27.835							
	8	1	2:09.799	37.140	49.988	42.671	209.1		22:37.634							
	9	1	2:11.985	37.853	51.676	42.456	211.9		24:49.619							
	10	1	2:11.134	37.301	50.726	43.107	205.9		27:00.753							
	12	CLUB JARAMA SPORT RENAULT CLIO CUP IV							3	1	1	3:24.672 B	51.181	56.498	1:36.993	
1. Busián FONTÁN ALCALDE																
14	ESCUADERIA MEDITERRANEO HYUNDAI GETZ COPA							1	1	1	2:47.029	57.209	59.859	49.961		2:47.029
	2	1	2:56.394	51.027	1:07.598	57.769	130.8		5:43.423							
	3	1	3:25.241	51.316	1:28.750	1:05.175	131.6		9:08.664							
	4	1	3:41.022	1:27.493	1:18.757	54.772	82.9		12:49.686							
	5	1	2:31.085	44.192	58.605	48.288	181.2		15:20.771							
	6	1	2:40.114	47.622	1:01.957	50.535	141.9		18:00.885							
	7	1	2:47.988	46.109	1:11.507	50.372	157.6		20:48.873							
	8	1	2:26.771	42.936	56.133	47.702	178.5		23:15.644							
	9	1	2:28.852	42.659	57.293	48.900	172.8		25:44.496							
	10	1	3:01.771	44.199	1:17.629	59.943	186.2		28:46.267							
	15	COVIAR RAID SPORT RENAULT CLIO CUP IV							3	1	1	2:20.669	46.187	51.184	43.298	
2		1	2:49.465	37.407	1:17.626	54.432	216.1	5:10.134								
3		1	3:32.125	50.294	1:33.242	1:08.589	144.2	8:42.259								
4		1	3:31.246	1:15.894	1:29.892	45.460	91.2	12:13.505								
5		1	2:09.825	36.846	50.541	42.438	213.6	14:23.330								
6		1	2:34.712	36.213	1:05.290	53.209	218.3	16:58.042								
17		IOAR MOTORSPORT HONDA CIVIC								1	1	1	2:45.446	51.402	57.790	56.254
	2	1	2:56.858	50.444	1:07.917	58.497	134.4	5:42.304								
	3	1	3:25.188	51.159	1:28.771	1:05.258	122.8	9:07.492								
	4	1	3:38.926	1:27.903	1:18.258	52.765	90.0	12:46.418								
	5	1	2:17.737	39.866	53.035	44.836	186.5	15:04.155								
	6	1	2:28.629	44.191	57.604	46.834	154.9	17:32.784								
	7	1	3:07.340	55.374	1:25.405	46.561	158.0	20:40.124								
	8	1	2:16.865	39.735	52.520	44.610	193.5	22:56.989								
	9	1	2:15.621	39.114	52.383	44.124	193.1	25:12.610								
	10	1	2:15.750	39.382	52.343	44.025	191.1	27:28.360								
	18	RC2 JUNIOR TEAM RENAULT CLIO CUP IV							3		1	2	2:21.857	46.093	52.437	43.327
2		2	2:51.221	39.616	1:16.139	55.466	215.7	5:13.078								
3		2	3:31.270	49.216	1:33.629	1:08.425	150.8	8:44.348								
4		2	3:30.993	1:16.583	1:29.342	45.068	88.3	12:15.341								
5		2	2:10.253	36.952	50.835	42.466	208.3	14:25.594								
6		2	2:35.737	37.511	1:05.003	53.223	211.5	17:01.331								
7		2	3:23.606	1:05.302	1:28.061	50.243	108.4	20:24.937								
8		2	2:09.563	37.414	49.897	42.252	208.7	22:34.500								
9		2	2:10.379	37.126	51.199	42.054	208.7	24:44.879								
10		2	2:08.804	36.693	50.196	41.915	206.3	26:53.683								
20		RALLYE CLUB COSTA DE AZAHAR ALFA ROMEO GTV 1.750 1º S.								CLA	1	1	2:41.180	55.389	57.289	48.502
	2	1	2:53.450	48.358	1:08.253	56.839	150.4	5:34.630								
	3	1	3:28.627	53.442	1:29.872	1:05.313	110.8	9:03.257								
	4	1	3:37.580	1:25.738	1:19.408	52.434	77.6	12:40.837								
	5	1	2:31.431	44.263	58.244	48.924	157.6	15:12.268								
	6	1	2:39.329	48.174	1:01.286	49.869	144.6	17:51.597								
	7	1	2:53.219	46.418	1:17.212	49.589	152.9	20:44.816								
	8	1	2:28.703	44.672	56.644	47.387	158.7	23:13.519								
	9	1	2:27.893	43.381	57.102	47.410	159.9	25:41.412								
	10	1	2:28.762	43.602	57.715	47.445	158.7	28:10.174								
	21	AUTOMOVIL CLUB ZARAGOZA HYUNDAI COUPE							2		1	1	2:23.551	46.330	52.450	44.771
2		1	2:55.615	40.852	1:18.348	56.415	210.7	5:19.166								
3		1	3:30.140	49.232	1:33.168	1:07.740	169.6	8:49.306								
4		1	3:32.415	1:16.874	1:29.939	45.602	77.3	12:21.721								
5		1	2:14.083	38.217	52.322	43.544	205.1	14:35.804								
6		1	2:30.479	39.390	59.429	51.660	206.7	17:06.283								
7		1	3:22.204	1:07.468	1:25.930	48.806	86.8	20:28.487								
8		1	2:12.153	37.763	51.861	42.529	207.9	22:40.640								
9		1	2:11.010	37.560	51.160	42.290	207.9	24:51.650								

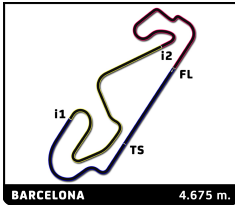


CAMP. REGIONAL - CATALÀ DE VELOCITAT
CIRCUIT DE BARCELONA - CATALUNYA
Carrera 1

Sector Analysis

— Invalidated Lap ■ Personal Best ■ Session Best B Crossing the pit lane

Lap	D	Time	Sector 1	Sector 2	Sector 3	T.Spd	Elapsed	Lap	D	Time	Sector 1	Sector 2	Sector 3	T.Spd	Elapsed	
38		R. A. C. CIRCUITO GUADALOPE 1. Laura APARICIO ANGLÉS						BMW 318 IS CLA								
1	1	2:37.626	52.660	57.376	47.590		2:37.626	1	1	2:19.688	45.059	51.364	43.265		2:19.688	
2	1	2:53.634	42.039	1:14.650	56.945	187.8	5:31.260	2	1	2:49.480	37.542	1:15.964	55.974	238.9	5:09.168	
3	1	3:30.151	52.525	1:30.667	1:06.959	120.9	9:01.411	3	1	3:31.032	49.988	1:31.834	1:09.210	147.7	8:40.200	
4	1	3:34.719	1:22.171	1:23.279	49.269	75.9	12:36.130	4	1	3:32.731	1:14.586	1:31.492	46.653	94.1	12:12.931	
5	1	2:25.079	40.984	56.590	47.505	190.1	15:01.209	5	1	2:12.244	36.698	52.939	42.607	240.0	14:25.175	
6	1	2:25.791	41.559	57.106	47.126	187.4	17:27.000	6	1	2:35.191	36.288	1:05.801	53.102	244.3	17:00.366	
7	1	3:09.901	56.750	1:25.244	47.907	180.0	20:36.901	7	1	3:23.976	1:05.391	1:28.483	50.102	114.8	20:24.342	
8	1	2:25.792	41.912	56.195	47.685	189.7	23:02.693	8	1	2:10.717	36.365	50.849	43.503	241.1	22:35.059	
9	1	2:27.461	41.599	56.858	49.004	188.1	25:30.154	9	1	2:12.588	36.074	51.387	45.127	242.1	24:47.647	
10	1	2:24.975	41.810	56.011	47.154	188.7	27:55.129	10	1	2:12.490	35.488	53.963	43.039	241.6	27:00.137	
40		AUTOMOVIL CLUB ZARAGOZA 1. Jordi FONAYET MÉNDEZ 2. Francho ECHEGOYEN CO						HYUNDAI COUPE 2								
1	1	2:29.837	50.390	54.980	44.467		2:29.837	1	1	2:29.238	51.310	53.647	44.281		2:29.238	
2	1	2:59.303	47.172	1:15.525	56.606	179.4	5:29.140	2	1	2:57.501	42.907	1:19.195	55.399	196.2	5:26.739	
3	1	3:30.463	51.366	1:31.002	1:08.095	125.5	8:59.603	3	1	3:30.524	52.142	1:29.805	1:08.577	116.3	8:57.263	
4	1	3:32.679	1:20.178	1:25.347	47.154	76.6	12:32.282	4	1	3:33.948	1:19.264	1:25.773	48.911	81.1	12:31.211	
5	1	2:15.390	38.266	53.482	43.642	207.1	14:47.672	5	1	2:19.420	40.180	54.076	45.164	193.8	14:50.631	
6	1	2:25.719	40.099	59.261	46.359	203.6	17:13.391	6	1	2:27.757	41.943	58.859	46.955	189.7	17:18.388	
7	1	3:18.901	1:06.573	1:25.040	47.288	101.7	20:32.292	7	1	3:15.515	1:02.882	1:24.790	47.843	112.3	20:33.903	
8	1	2:12.713	38.278	51.874	42.561	208.3	22:45.005	8	1	2:17.777	39.745	53.149	44.883	193.1	22:51.680	
9	1	2:13.902	37.869	53.183	42.850	209.1	24:58.907	9	1	2:20.799	40.592	55.045	45.162	190.1	25:12.479	
10	1	2:13.262	38.421	51.897	42.944	208.3	27:12.169	10	1	2:18.159	40.219	53.322	44.618	187.4	27:30.638	
56		ESCUDERÍA LE MANS 1. Luis GARCÍA GARCÍA						PORSCHE 911 (991 GT3 CUP) 5								
1	1	2:14.444	42.303	50.254	41.887		2:14.444	1	1	2:26.511	49.096	53.863	43.552		2:26.511	
2	1	2:45.990	34.543	1:15.871	55.576	255.2	5:00.434	2	1	2:58.815	43.026	1:19.259	56.530	214.4	5:25.326	
3	1	3:31.929	52.079	1:31.123	1:08.727	125.5	8:32.363	3	1	3:29.628	50.148	1:31.272	1:08.208	127.3	8:54.954	
4	1	3:36.873	1:14.140	1:31.153	51.580	99.3	12:09.236	4	1	3:33.484	1:18.234	1:27.465	47.785	82.0	12:28.438	
5	1	2:03.940	34.516	47.910	41.514	251.7	14:13.176	5	1	2:13.494	38.339	51.883	43.272	211.5	14:41.932	
6	1	2:38.623	34.741	1:07.688	56.194	252.3	16:51.799	6	1	2:30.255	43.375	59.935	46.945	186.5	17:12.187	
7	1	3:22.605	1:03.958	1:30.199	48.448	111.1	20:14.404	7	1	3:19.056	1:05.218	1:24.918	48.920	104.8	20:31.243	
8	1	2:04.420	35.371	48.041	41.008	249.9	22:18.824	8	1	2:12.372	37.831	51.258	43.283	212.3	22:43.615	
9	1	2:03.871	34.004	49.058	40.809	252.8	24:22.695	9	1	2:14.607	37.559	53.114	43.934	214.9	24:58.222	
10	1	2:04.715	34.427	48.482	41.806	255.2	26:27.410	10	1	2:12.666	37.625	52.360	42.681	213.6	27:10.888	
79		SLT RACING 1. Javier CICUÉNDEZ GALLE						RENAULT CLIO CUP IV 3								
1	1	2:20.235	45.419	51.823	42.993		2:20.235	1	1	2:55.703	51.969	56.412	1:07.322		2:55.703	
2	1	2:49.383	38.919	1:15.401	55.063	213.2	5:09.618	2	1	3:03.686	1:21.709	54.681	47.296	125.8	5:59.389	
3	1	3:31.796	50.216	1:33.055	1:08.525	145.0	8:41.414	3	1	3:12.160	48.260	1:18.548	1:05.352	160.6	9:11.549	
4	1	3:32.030	1:15.121	1:30.713	46.196	86.8	12:13.444	4	1	3:42.348	1:27.709	1:17.332	57.307	79.9	12:53.897	
5	1	2:10.158	37.184	51.210	41.764	207.5	14:23.602	5	1	2:23.426	41.241	54.837	47.348	185.8	15:17.323	
6	1	2:34.889	36.353	1:05.604	52.932	217.0	16:58.491	6	1	2:38.066	46.312	1:02.274	49.480	145.9	17:55.389	
7	1	3:22.590	1:05.270	1:28.821	48.499	108.2	20:21.081	7	1	2:51.890	44.611	1:17.201	50.078	169.1	20:47.279	
8	1	2:07.614	36.292	50.010	41.312	214.9	22:28.695	8	1	2:19.180	41.273	53.540	44.367	194.8	23:06.459	
9	1	2:10.230	36.158	52.403	41.669	211.9	24:38.925	9	1	2:20.598	40.289	55.160	45.149	199.1	25:27.057	
10	1	2:08.240	37.032	49.634	41.574	206.3	26:47.165	10	1	2:21.512	40.485	56.300	44.727	198.0	27:48.569	
88		R. A. C. CIRCUITO GUADALOPE 1. Luis LÓPEZ ANÓS 2. Álvaro RODRÍGUEZ SASTR						PORSCHE 968 CS CLA								
1	1	2:19.688	45.059	51.364	43.265		2:19.688	1	1	2:19.688	45.059	51.364	43.265		2:19.688	
2	1	2:49.480	37.542	1:15.964	55.974	238.9	5:09.168	2	1	2:49.480	37.542	1:15.964	55.974	238.9	5:09.168	
3	1	3:31.032	49.988	1:31.834	1:09.210	147.7	8:40.200	3	1	3:31.032	49.988	1:31.834	1:09.210	147.7	8:40.200	
4	1	3:32.731	1:14.586	1:31.492	46.653	94.1	12:12.931	4	1	3:32.731	1:14.586	1:31.492	46.653	94.1	12:12.931	
5	1	2:12.244	36.698	52.939	42.607	240.0	14:25.175	5	1	2:12.244	36.698	52.939	42.607	240.0	14:25.175	
6	1	2:35.191	36.288	1:05.801	53.102	244.3	17:00.366	6	1	2:35.191	36.288	1:05.801	53.102	244.3	17:00.366	
7	1	3:23.976	1:05.391	1:28.483	50.102	114.8	20:24.342	7	1	3:23.976	1:05.391	1:28.483	50.102	114.8	20:24.342	
8	1	2:10.717	36.365	50.849	43.503	241.1	22:35.059	8	1	2:10.717	36.365	50.849	43.503	241.1	22:35.059	
9	1	2:12.588	36.074	51.387	45.127	242.1	24:47.647	9	1	2:12.588	36.074	51.387	45.127	242.1	24:47.647	
10	1	2:12.490	35.488	53.963	43.039	241.6	27:00.137	10	1	2:12.490	35.488	53.963	43.039	241.6	27:00.137	
90		TH TRUCKS TEAM 1. Antoni GARCÍA COMA						HONDA CIVIC 1								
1	1	2:29.238	51.310	53.647	44.281		2:29.238	1	1	2:29.238	51.310	53.647	44.281		2:29.238	
2	1	2:57.501	42.907	1:19.195	55.399	196.2	5:26.739	2	1	2:57.501	42.907	1:19.195	55.399	196.2	5:26.739	
3	1	3:30.524	52.142	1:29.805	1:08.577	116.3	8:57.263	3	1	3:30.524	52.142	1:29.805	1:08.577	116.3	8:57.263	
4	1	3:33.948	1:19.264	1:25.773	48.911	81.1	12:31.211	4	1	3:33.948	1:19.264	1:25.773	48.911	81.1	12:31.211	
5	1	2:19.420	40.180	54.076	45.164	193.8	14:50.631	5	1	2:19.420	40.180	54.076	45.164	193.8	14:50.631	
6	1	2:27.757	41.943	58.859	46.955	189.7	17:18.388	6	1	2:27.757	41.943	58.859	46.955	189.7	17:18.388	
7	1	3:15.515	1:02.882	1:24.790	47.843	112.3	20:33.903	7	1	3:15.515	1:02.882	1:24.790	47.843	112.3	20:33.903	
8	1	2:17.777	39.745	53.149	44.883	193.1	22:51.680	8	1	2:17.777	39.745	53.149	44.883	193.1	22:51.680	
9	1	2:20.799	40.592	55.045	45.162	190.1	25:12.479	9	1	2:20.799	40.592	55.045	45.162	190.1	25:12.479	
10	1	2:18.159	40.219	53.322	44.618	187.4	27:30.638	10	1	2:18.159	40.219	53.322	44.618	187.4	27:30.638	
121		IOAR MOTORSPORT 1. Jokin CASTAÑO RODRIG						HONDA S2000 2								
1	1	2:26.511	49.096	53.863	43.552		2:26.511	1	1	2:26.511	49.096	53.863	43.552		2:26.511	
2	1	2:58.815	43.026	1:19.259	56.530	214.4	5:25.326	2	1	2:58.815	43.026	1:19.259	56.530	214.4	5:25.326	
3	1	3:29.628	50.148	1:31.272	1:08.208	127.3	8:54.954	3	1	3:29.628	50.148	1:31.272	1:08.208	127.3	8:54.954	
4	1	3:33.484	1:18.234	1:27.465	47.785	82.0	12:28.438	4	1	3:33.484	1:18.234	1:27.465	47.785	82.0	12:28.438	
5	1	2:13.494	38.339	51.883	43.272	211.5	14:4									



CAMP. REGIONAL - CATALÀ DE VELOCITAT
CIRCUIT DE BARCELONA - CATALUNYA
Carrera 1

Sector Analysis

— Invalidated Lap ■ Personal Best ■ Session Best **B** Crossing the pit lane

Lap	D	Time	Sector 1	Sector 2	Sector 3	T.Spd	Elapsed	Lap	D	Time	Sector 1	Sector 2	Sector 3	T.Spd	Elapsed	
813		JUAN CARLOS ARIAS PÉREZ					GINETTA G50									
		1.Juan Carlos ARIAS PÉREZ					5									
1	1	2:29.943	52.670	54.141	43.132		2:29.943									
2	1	2:58.730	43.629	1:18.281	56.820	198.0	5:28.673									
3	1	3:29.051	51.469	1:29.694	1:07.888	115.8	8:57.724									
4	1	3:33.879	1:20.107	1:26.438	47.334	68.6	12:31.603									
5	1	14:35.003 B	37.849			210.3	27:06.606									