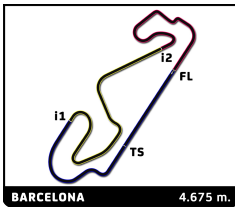
**CAMP. REGIONAL - CATALÀ DE VELOCITAT**
CIRCUIT DE BARCELONA - CATALUNYA
Carrera 2

Sector Analysis

— Invalidated Lap ■ Personal Best ■ Session Best B Crossing the pit lane

Lap	D	Time	Sector 1	Sector 2	Sector 3	T.Spd	Elapsed	Lap	D	Time	Sector 1	Sector 2	Sector 3	T.Spd	Elapsed		
1		R. A. C. CIRCUITO GUADALOPE 1.Ánder GAMÓN AGUINAC						MERCEDES AMG CLA	7		CDE DEYSCOM SPORT 1.Francisco COMENDADOR						NISSAN GTR R35 5
1	1	2:23.346	47.756	52.234	43.356		2:23.346	1	1	2:07.016	38.339	47.556	41.121		2:07.016		
2	1	2:10.949	36.490	51.386	43.073	222.3	4:34.295	2	1	2:03.111	34.107	49.468	39.536	240.5	4:10.127		
3	1	2:09.685	36.407	50.454	42.824	224.6	6:43.980	3	1	2:00.151	33.942	46.715	39.494	242.1	6:10.278		
4	1	2:09.709	36.357	50.593	42.759	227.4	8:53.689	4	1	2:01.038	33.715	47.627	39.696	240.5	8:11.316		
5	1	2:10.041	36.750	50.712	42.579	210.7	11:03.730	5	1	2:00.696	33.858	46.973	39.865	238.4	10:12.012		
6	1	2:09.763	36.779	50.362	42.622	222.3	13:13.493	6	1	2:01.511	33.563	47.764	40.184	239.5	12:13.523		
7	1	2:10.195	36.788	50.619	42.788	217.0	15:23.688	7	1	2:04.292	35.178	48.022	41.092	235.8	14:17.815		
8	1	2:11.215	37.732	50.905	42.578	214.0	17:34.903	8	1	2:04.537	34.582	47.623	42.332	237.4	16:22.352		
9	1	2:10.276	36.563	50.733	42.980	221.4	19:45.179	9	1	2:05.208	35.383	49.071	40.754	213.2	18:27.560		
10	1	2:10.066	36.448	49.911	43.707	226.0	21:55.245	10	1	2:07.513	36.135	50.445	40.933	216.1	20:35.073		
2		AUTOMOVIL CLUB ZARAGOZA 1.Marta OLIVA GODED 2.Kelhian GRIÑÓN ECHANI						HYUNDAI ACCENT FASE II 1	8		ESCUDERÍA GREDOS 1.Javier MORENO GARCÍA						PEUGEOT 205 2
1	1	2:36.686	53.254	57.126	46.306		2:36.686	1	1	2:20.532	45.298	51.532	43.702		2:20.532		
2	1	2:26.964	43.111	56.618	47.235	175.4	5:03.650	2	1	2:12.123	37.743	50.448	43.932	209.1	4:32.655		
3	1	2:23.979	42.276	55.982	45.721	175.4	7:27.629	3	1	2:11.168	37.573	50.613	42.982	208.3	6:43.823		
4	1	2:23.814	42.411	55.873	45.530	173.7	9:51.443	4	1	2:10.617	37.505	50.637	42.475	208.3	8:54.440		
5	1	2:25.956	42.470	56.763	46.723	172.6	12:17.399	5	1	2:10.419	37.672	50.628	42.119	208.3	11:04.859		
6	1	2:24.490	42.825	56.022	45.643	173.1	14:41.889	6	1	2:11.479	38.022	50.740	42.717	208.7	13:16.338		
7	1	2:24.928	42.589	56.453	45.886	171.2	17:06.817	7	1	2:12.386	38.240	51.300	42.846	207.5	15:28.724		
8	1	2:24.707	43.677	55.499	45.531	172.6	19:31.524	8	1	2:10.635	37.843	50.560	42.232	208.3	17:39.359		
9	1	2:33.735	48.543	59.079	46.113	174.0	22:05.259	9	1	2:10.617	37.515	50.528	42.574	206.7	19:49.976		
10	1							10	1	2:10.702	37.618	50.802	42.282	206.7	22:00.678		
5		R. A. C. CIRCUITO GUADALOPE 1.Eihan MUNIESA EJARQUE 2.Hugo MUNIESA EJARQUE						BMW M3 CLA	9		MOTOR CLUB SABADELL 1.Jorge VECINO CARO						RENAULT CLIO CUP IV 3
1	1	2:18.701	44.062	51.474	43.165		2:18.701	1	1	2:19.509	45.604	51.248	42.657		2:19.509		
2	1	2:09.263	36.086	51.365	41.812	231.3	4:27.964	2	1	2:11.427	36.802	50.486	44.139	210.3	4:30.936		
3	1	2:05.303	35.447	48.586	41.270	228.4	6:33.267	3	1	2:09.362	37.502	50.233	41.627	207.9	6:40.298		
4	1	2:05.222	35.026	49.052	41.144	230.3	8:38.489	4	1	2:08.272	36.813	49.932	41.527	211.5	8:48.570		
5	1	2:04.564	35.033	48.463	41.068	230.8	10:43.053	5	1	2:09.955	37.946	50.359	41.650	209.5	10:58.525		
6	1	2:05.549	35.436	48.846	41.267	228.9	12:48.602	6	1	2:10.499	36.867	51.772	41.860	207.9	13:09.024		
7	1	2:05.348	35.419	48.909	41.020	228.4	14:53.950	7	1	2:09.294	36.782	50.319	42.193	212.3	15:18.318		
8	1	2:05.345	35.263	49.019	41.063	229.9	16:59.295	8	1	2:08.284	36.587	50.102	41.595	210.7	17:26.602		
9	1	2:05.471	35.286	48.559	41.626	228.9	19:04.766	9	1	2:09.794	37.099	50.736	41.959	211.5	19:36.396		
10	1	2:06.131	35.511	48.793	41.827	228.9	21:10.897	10	1	2:09.906	37.455	50.359	42.092	212.8	21:46.302		
6		MOTOR CLUB SABADELL 1.Josep BORRELL DANIEL						RENAULT CLIO CUP IV 3	10		ESCUDERIA LAGUN-ARTEA 1.Aitor ARMENDÁRIZ BAILE						CITROËN SAXO VTS 1
1	1	2:21.861	46.850	52.412	42.599		2:21.861	1	1	2:37.143	54.060	56.823	46.260		2:37.143		
2	1	2:11.927	37.721	51.171	43.035	209.1	4:33.788	2	1	2:26.104	42.666	55.796	47.642	182.7	5:03.247		
3	1	2:11.352	38.515	50.388	42.449	205.1	6:45.140	3	1	2:22.750	41.823	55.150	45.777	187.8	7:25.997		
4	1	2:10.263	37.542	50.422	42.299	208.3	8:55.403	4	1	2:21.781	41.330	54.817	45.634	191.7	9:47.778		
5	1	2:10.001	37.427	50.600	41.974	209.9	11:05.404	5	1	2:22.116	41.164	54.824	46.128	185.8	12:09.894		
6	1	2:11.172	38.057	50.554	42.561	211.5	13:16.576	6	1	2:23.506	40.864	55.859	46.783	189.1	14:33.400		
7	1	2:10.783	37.449	51.290	42.044	209.9	15:27.359	7	1	2:29.757	44.736	57.351	47.670	158.5	17:03.157		
8	1	2:09.592	37.447	50.333	41.812	205.1	17:36.951	8	1	2:26.692	44.354	56.056	46.282	158.0	19:29.849		
9	1	2:09.575	37.105	50.627	41.843	206.7	19:46.526	9	1	2:30.237	41.675	58.125	50.437	184.0	22:00.086		
10	1	2:09.124	36.762	49.453	42.909	208.3	21:55.650										

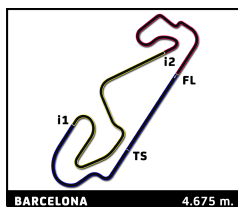


CAMP. REGIONAL - CATALÀ DE VELOCITAT
CIRCUIT DE BARCELONA - CATALUNYA
Carrera 2

Sector Analysis

— Invalidated Lap ■ Personal Best ■ Session Best B Crossing the pit lane

Lap	D	Time	Sector 1	Sector 2	Sector 3	T.Spd	Elapsed	Lap	D	Time	Sector 1	Sector 2	Sector 3	T.Spd	Elapsed
11	R. A. C. CIRCUITO GUADALOPE RENAULT CLIO CUP IV							3	1. Daniel OLIVER PONZ						
	1	1	2:30.068	51.671	54.245	44.152			2:30.068						
	2	1	2:13.324	38.069	52.063	43.192	207.5		4:43.392						
	3	1	2:12.479	38.325	51.568	42.586	207.1		6:55.871						
	4	1	2:12.007	37.648	50.998	43.361	207.9		9:07.878						
	5	1	2:13.158	37.888	51.772	43.498	205.5		11:21.036						
	6	1	2:11.492	37.849	50.987	42.656	206.3		13:32.528						
	7	1	2:11.291	37.910	50.696	42.685	204.7		15:43.819						
	8	1	2:13.309	38.569	51.112	43.628	206.7		17:57.128						
	9	1	2:11.729	37.883	51.384	42.462	203.6		20:08.857						
14	ESCUDERIA MEDITERRANEO HYUNDAI GETZ COPA							1	1. Esteban PALACIOS PERIC/						
	1	1	2:57.741	56.080	1:08.026	53.635			2:57.741						
	2	1	2:54.401	53.732	1:08.470	52.199	101.3		5:52.142						
	3	1	2:46.234	46.579	1:09.883	49.772	159.2		8:38.376						
	4	1	2:47.258	45.444	1:05.204	56.610	164.2		11:25.634						
	5	1	2:54.613	44.881	1:18.084	51.648	180.0		14:20.247						
	6	1	2:49.806	53.954	1:02.092	53.760	124.0		17:10.053						
	7	1	2:53.195	48.102	1:09.046	56.047	155.8		20:03.248						
	8	1	2:51.533	49.028	1:02.937	59.568	148.9		22:54.781						
17	IOAR MOTORS PORT HONDA CIVIC							1	1. Mario FIGUEROA BLASCC						
	1	1	2:26.858	49.099	53.931	43.828			2:26.858						
	2	1	2:14.849	39.129	52.024	43.696	196.6		4:41.707						
	3	1	2:13.935	38.537	51.553	43.845	195.5		6:55.642						
	4	1	2:14.567	39.656	51.859	43.052	196.6		9:10.209						
	5	1	2:14.549	38.500	51.761	44.288	194.8		11:24.758						
	6	1	2:15.694	38.951	53.284	43.459	193.5		13:40.452						
	7	1	2:16.109	39.096	52.651	44.362	190.4		15:56.561						
	8	1	2:18.334	39.929	53.544	44.861	190.7		18:14.895						
9	1	2:16.088	39.447	52.479	44.162	190.7	20:30.983								
18	RC2 JUNIOR TEAM RENAULT CLIO CUP IV							3	1. Eduardo LAZARO BIGAS 2. Carlos QUILEZ RODROGL						
	1	1	2:26.971	49.852	53.803	43.316			2:26.971						
	2	1	2:12.958	38.298	51.984	42.676	209.5		4:39.929						
	3	1	2:13.346	37.825	52.293	43.228	209.9		6:53.275						
	4	1	2:13.174	37.951	52.227	42.996	208.7		9:06.449						
	5	1	2:12.197	38.184	51.331	42.682	206.3		11:18.646						
	6	1	2:12.281	37.855	51.545	42.881	207.5		13:30.927						
	7	1	2:12.318	38.305	51.068	42.945	206.7		15:43.245						
	8	1	2:12.947	38.248	51.501	43.198	207.1		17:56.192						
9	1	2:10.612	37.380	50.929	42.303	205.9	20:06.804								
20	RALLYE CLUB COSTA DE AZAHAR ALFA ROMEO GTV 1.750 1 ^o S.							CLA	1. Jesús LAHOZ MARTÍN						
	1	1	2:42.838	54.140	1:00.065	48.633			2:42.838						
2	1	2:30.846	44.410	57.880	48.556	159.9	5:13.684								
21	AUTOMOVIL CLUB ZARAGOZA HYUNDAI COUPE							2	1. Guillermo ASO ARJOL 2. Carlos SANZ MOSTAJO						
	3	1	2:32.187	44.778	58.634	48.775	156.2		7:45.871						
	4	1	2:35.738	45.080	59.557	51.101	157.8		10:21.609						
	5	1	2:39.038	45.115	59.802	54.121	159.2		13:00.647						
	6	1	2:39.591	45.451	1:01.903	52.237	156.9		15:40.238						
	7	1	2:38.726	46.971	1:00.530	51.225	154.4		18:18.964						
	8	1	2:37.487	46.161	1:00.921	50.405	151.2		20:56.451						
	1	1	2:32.646	50.889	55.751	46.006			2:32.646						
	2	1	2:21.428	40.323	54.647	46.458	202.5		4:54.074						
3	1	2:20.032	40.387	54.462	45.183	201.7	7:14.106								
4	1	2:41.844	53.433	1:01.054	47.357	203.2	9:55.950								
5	1	2:36.774	40.954	1:07.161	48.659	199.5	12:32.724								
6	1	2:27.166	43.163	57.316	46.687	165.2	14:59.890								
7	1	2:26.387	43.626	56.507	46.254	188.1	17:26.277								
8	1	2:37.206	44.223	57.579	55.404	198.0	20:03.483								
22	CLUB JARAMA SPORT HYUNDAI ACCENT CUP FASE 2							1	1. Guillermo DEL MORAL GA						
	1	1	2:39.579	55.015	58.608	45.956			2:39.579						
	2	1	2:23.008	42.112	54.748	46.148	176.2		5:02.587						
	3	1	2:20.840	41.869	54.219	44.752	173.1		7:23.427						
	4	1	2:20.556	41.415	54.043	45.098	173.4		9:43.983						
	5	1	2:20.909	41.692	54.193	45.024	172.8		12:04.892						
	6	1	2:22.701	41.553	55.463	45.685	174.0		14:27.593						
	7	1	2:21.221	41.654	54.143	45.424	174.5		16:48.814						
	8	1	2:23.704	42.745	55.384	45.575	156.7		19:12.518						
9	1	2:24.081	42.304	55.841	45.936	173.4	21:36.599								
24	SLT RACING HYUNDAI COUPE							2	1. Fernando DOMÍNGUEZ M						
	1	1	2:24.361	48.389	52.901	43.071			2:24.361						
	2	1	2:13.597	38.830	51.442	43.325	206.3		4:37.958						
	3	1	2:13.159	38.489	51.437	43.233	202.1		6:51.117						
	4	1	2:15.173	38.717	51.925	44.531	201.3		9:06.290						
	5	1	2:14.692	39.104	51.638	43.950	201.3		11:20.982						
	6	1	2:14.306	38.958	51.878	43.470	201.3		13:35.288						
	7	1	2:14.241	38.887	52.194	43.160	200.6		15:49.529						
	8	1	2:16.344	38.696	52.182	45.466	199.9		18:05.873						
9	1	2:18.616	38.909	52.362	47.345	198.8	20:24.489								
26	MOTOR CLUB SABADELL PEUGETOT 308 RACING CUP							4	1. Laurent PUITGMAL						
	1	1	2:12.616	42.088	48.798	41.730			2:12.616						
	2	1	2:01.377	34.748	46.999	39.630	227.9		4:13.993						
	3	1	2:01.035	33.979	47.143	39.913	230.8		6:15.028						
	4	1	2:01.073	34.540	46.812	39.721	228.9		8:16.101						
	5	1	2:00.725	34.196	46.811	39.718	230.3		10:16.826						
	6	1	2:01.528	34.118	47.301	40.109	230.3		12:18.354						
	7	1	2:00.393	33.908	47.111	39.374	231.8		14:18.747						
	8	1	2:01.001	34.016	47.489	39.496	230.8		16:19.748						
9	1	1:59.927	33.716	46.562	39.649	229.9	18:19.675								

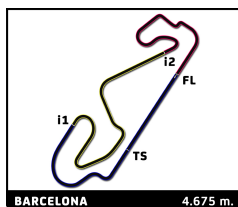


CAMP. REGIONAL - CATALÀ DE VELOCITAT
CIRCUIT DE BARCELONA - CATALUNYA
Carrera 2

Sector Analysis

— Invalidated Lap ■ Personal Best ■ Session Best B Crossing the pit lane

Lap	D	Time	Sector 1	Sector 2	Sector 3	T.Spd	Elapsed	Lap	D	Time	Sector 1	Sector 2	Sector 3	T.Spd	Elapsed		
30		FRC COMPETICIÓN					FORD FIESTA ST 2		36		PARADINAS MOTORSPORT					CUPRA TCR	
		1.Vicente Gabriel VALLÉS PII									1.José Ramón MOLINA VILC					TCR	
1	1	2:02.280	34.198	47.078	41.004	230.3	20:21.955	1	1	2:17.775	43.195	51.657	42.923		2:17.775		
2	1	2:10.430	36.779	50.012	43.639	211.5	4:31.053	2	1	2:14.206	36.553	51.632	46.021	226.5	4:31.981		
3	1	2:08.503	36.867	49.908	41.728	210.3	6:39.556	3	1	2:11.080	37.208	51.048	42.824	209.5	6:43.061		
4	1	2:08.675	36.987	49.649	42.039	212.8	8:48.231	4	1	2:09.849	36.494	50.693	42.662	227.0	8:52.910		
5	1	2:10.966	39.291	50.621	41.054	192.8	10:59.197	5	1	2:10.212	36.486	50.449	43.277	221.0	11:03.122		
6	1	2:09.310	36.956	50.537	41.817	214.0	13:08.507	6	1	2:08.931	36.774	49.900	42.257	223.2	13:12.053		
7	1	2:09.149	36.895	50.280	41.974	212.3	15:17.656	7	1	2:08.841	36.497	50.167	42.177	228.9	15:20.894		
8	1	2:08.597	36.813	49.875	41.909	211.5	17:26.253	8	1	2:08.884	36.708	50.020	42.156	215.3	17:29.778		
9	1	2:09.511	36.978	50.267	42.266	211.5	19:35.764	9	1	2:11.639	37.626	51.346	42.667	226.5	19:41.417		
10	1	2:09.982	37.683	50.247	42.052	212.3	21:45.746	10	1	2:09.189	36.938	50.165	42.086	227.9	21:50.606		
31		ESCUADERIA BAIX EMPORDA					BMW M3 E46 3		37		SLT RACING					MINI COOPER 2	
		1.Marc RIERA BANTI									1.Daniel DE SOUSA URGEL						
1	1	2:06.077	38.835	47.251	39.991		2:06.077	1	1	2:33.018	51.607	55.610	45.801		2:33.018		
2	1	1:59.815	33.977	46.794	39.044	238.4	4:05.892	2	1	2:21.546	40.515	54.874	46.157	198.8	4:54.564		
3	1	1:59.181	33.806	46.348	39.027	238.9	6:05.073	3	1	2:18.303	39.902	53.979	44.422	197.3	7:12.867		
4	1	1:58.785	33.781	46.199	38.805	241.1	8:03.858	4	1	2:17.307	39.537	53.224	44.546	193.5	9:30.174		
5	1	1:59.201	33.615	46.346	39.240	240.0	10:03.059	5	1	2:18.332	39.882	53.563	44.887	193.1	11:48.506		
6	1	2:01.058	34.171	46.913	39.974	239.5	12:04.117	6	1	2:18.487	39.689	53.805	44.993	193.5	14:06.993		
7	1	1:59.940	33.963	46.493	39.484	235.8	14:04.057	7	1	2:18.839	39.867	54.124	44.848	194.1	16:25.832		
8	1	1:59.036	33.754	46.044	39.238	238.9	16:03.093	8	1	2:17.359	39.743	53.291	44.325	197.0	18:43.191		
9	1	2:00.772	33.646	46.286	40.840	238.4	18:03.865	9	1	2:17.916	39.480	53.462	44.974	197.0	21:01.107		
10	1	1:59.926	33.612	46.755	39.559	239.5	20:03.791										
32		MOTOR CLUB SABADELL					PEUGETOT 308 RACING CUP 4		38		R. A. C. CIRCUITO GUADALOPE					BMW 318 IS CLA	
		1.Isidoro DIAZ-GUERRA GO									1.Laura APARICIO ANGLES						
1	1	2:18.009	43.968	51.142	42.899		2:18.009	1	1	2:39.221	54.283	57.131	47.807		2:39.221		
2	1	2:07.959	36.404	49.383	42.172	226.5	4:25.968	2	1	2:26.962	42.590	56.746	47.626	188.7	5:06.183		
3	1	2:05.784	36.218	48.533	41.033	222.3	6:31.752	3	1	2:24.744	41.708	55.952	47.084	188.7	7:30.927		
4	1	2:05.560	35.496	48.505	41.559	222.3	8:37.312	4	1	2:26.080	41.325	57.385	47.370	186.5	9:57.007		
5	1	2:04.477	35.719	47.992	40.766	221.0	10:41.789	5	1	2:25.679	41.390	57.247	47.042	188.7	12:22.686		
6	1	2:04.225	35.235	47.996	40.994	223.2	12:46.014	6	1	2:24.251	41.201	56.194	46.856	187.8	14:46.937		
7	1	2:06.905	35.580	49.738	41.587	223.7	14:52.919	7	1	2:25.717	41.455	56.472	47.790	185.5	17:12.654		
8	1	2:05.265	35.419	48.618	41.228	223.2	16:58.184	8	1	2:43.480	44.492	1:04.899	54.089	187.4	19:56.134		
9	1	2:03.832	35.460	47.768	40.604	223.2	19:02.016	9	1	2:49.793	50.819	1:04.331	54.643	150.2	22:45.927		
10	1	2:04.635	35.520	48.069	41.046	224.6	21:06.651										
35		RALLYE CLUB COSTA DE AZAHAR					TOYOTA MR-2 2		40		AUTOMOVIL CLUB ZARAGOZA					HYUNDAI COUPE 2	
		1.Alejandro MESQUITA DE C									1.Jordi FONAYET MÉNDEZ						
											2.Francho ECHEGOYEN CC						
1	1	2:40.337	54.497	59.393	46.447		2:40.337	1	1	2:23.017	47.130	52.493	43.394		2:23.017		
2	1	2:23.976	41.511	56.901	45.564	184.6	5:04.313	2	1	2:12.595	37.692	51.668	43.235	208.3	4:35.612		
3	1	2:21.189	41.686	54.331	45.172	183.3	7:25.502	3	1	2:12.225	37.818	51.588	42.819	206.3	6:47.837		
4	1	2:19.637	41.002	53.849	44.786	183.3	9:45.139	4	1	2:12.378	38.128	51.463	42.787	204.4	9:00.215		
5	1	2:22.040	41.045	54.369	46.626	183.6	12:07.179	5	1	2:12.940	38.327	51.880	42.733	205.5	11:13.155		
6	1	2:19.824	40.494	54.215	45.115	182.1	14:27.003	6	1	2:12.260	37.957	51.726	42.577	205.5	13:25.415		
7	1	2:20.765	41.009	54.173	45.583	180.6	16:47.768	7	1	2:12.419	37.828	51.682	42.909	204.4	15:37.834		
8	1	2:21.796	41.268	55.097	45.431	179.7	19:09.564	8	1	2:12.454	38.228	51.595	42.631	204.0	17:50.288		
9	1	2:21.203	41.403	54.748	45.052	180.0	21:30.767	9	1	2:13.981	38.259	52.289	43.433	205.5	20:04.269		
56		ESCUADERIA LE MANS					PORSCHE 911 (991 GT3 CUP) 5		56		ESCUADERIA LE MANS					PORSCHE 911 (991 GT3 CUP) 5	
		1.Luis GARCÍA GARCÍA									1.Luis GARCÍA GARCÍA						



CAMP. REGIONAL - CATALÀ DE VELOCITAT
CIRCUIT DE BARCELONA - CATALUNYA
Carrera 2

Sector Analysis

— Invalidated Lap ■ Personal Best ■ Session Best B Crossing the pit lane

Lap	D	Time	Sector 1	Sector 2	Sector 3	T.Spd	Elapsed	Lap	D	Time	Sector 1	Sector 2	Sector 3	T.Spd	Elapsed
1	1	2:16.206	42.456	51.344	42.406		2:16.206	3	1	2:10.494	37.583	50.834	42.077	214.0	6:48.825
2	1	2:13.498	36.080	53.105	44.313	249.4	4:29.704	4	1	2:11.555	37.593	51.257	42.705	214.4	9:00.380
3	1	2:07.117	35.602	49.742	41.773	251.1	6:36.821	5	1	2:10.806	37.060	50.663	43.083	212.3	11:11.186
4	1	2:06.100	35.424	48.980	41.696	250.5	8:42.921	6	1	2:10.570	37.227	51.221	42.122	210.7	13:21.756
5	1	2:06.906	35.220	49.624	42.062	249.9	10:49.827	7	1	2:10.429	37.146	50.784	42.499	211.5	15:32.185
6	1	2:06.526	34.823	49.302	42.401	255.8	12:56.353	8	1	2:09.965	37.080	50.837	42.048	211.1	17:42.150
7	1	2:06.959	35.173	49.075	42.711	248.2	15:03.312	9	1	2:11.238	36.914	50.911	43.413	212.8	19:53.388
8	1	2:08.764	35.039	49.414	44.311	253.4	17:12.076	10	1	2:10.344	37.127	50.710	42.507	211.5	22:03.732
9	1	2:08.717	37.205	48.996	42.516	248.2	19:20.793								
10	1	2:06.047	35.153	49.041	41.853	252.8	21:26.840								

79 **SLT RACING** RENAULT CLIO CUP IV
1. Javier CICUÉNDEZ GALLE 3

1	1	2:18.481	44.897	51.227	42.357		2:18.481
2	1	2:12.209	36.861	51.154	44.194	208.3	4:30.690
3	1	2:08.427	36.995	49.971	41.461	207.1	6:39.117
4	1	2:07.440	37.186	49.201	41.053	209.1	8:46.557
5	1	2:07.817	36.746	49.842	41.229	207.5	10:54.374
6	1	2:07.799	36.731	49.794	41.274	206.7	13:02.173
7	1	2:07.581	36.747	49.659	41.175	207.9	15:09.754
8	1	2:08.067	36.938	49.738	41.391	206.7	17:17.821
9	1	2:08.963	37.699	49.871	41.393	207.1	19:26.784
10	1	2:07.467	36.518	49.498	41.451	207.1	21:34.251

88 **R. A. C. CIRCUITO GUADALOPE** PORSCHE 968 CS
1. Luis LÓPEZ ANÓS CLA
2. Álvaro RODRÍGUEZ SASTR

1	1	2:07.630	40.836	47.072	39.722		2:07.630
2	1	2:00.164	34.263	46.847	39.054	243.8	4:07.794
3	1	1:59.270	33.468	46.690	39.112	246.0	6:07.064
4	1	1:59.122	33.657	46.453	39.012	245.4	8:06.186
5	1	1:59.056	33.632	46.438	38.986	244.3	10:05.242
6	1	2:01.365	33.849	47.287	40.229	245.4	12:06.607
7	1	2:00.872	34.130	46.901	39.841	243.2	14:07.479
8	1	2:11.078	34.237	47.479	49.362	243.8	16:18.557
9	1	2:13.706	39.557	51.848	42.301	182.1	18:32.263
10	1	2:10.910	37.128	51.306	42.476	217.0	20:43.173

90 **TH TRUCKS TEAM** HONDA CIVIC
1. Antoni GARCÍA COMA 1

1	1	2:33.348	51.684	55.501	46.163		2:33.348
2	1	2:22.195	40.404	55.433	46.358	194.8	4:55.543
3	1	2:19.162	40.366	53.784	45.012	186.8	7:14.705
4	1	2:18.307	40.013	53.443	44.851	191.4	9:33.012
5	1	2:19.573	40.547	53.900	45.126	188.1	11:52.585
6	1	2:20.228	40.564	53.815	45.849	188.1	14:12.813
7	1	2:19.148	40.325	53.736	45.087	187.8	16:31.961
8	1	2:19.404	40.375	53.815	45.214	188.1	18:51.365
9	1	2:19.833	40.433	53.899	45.501	186.5	21:11.198

121 **IOAR MOTORSPORT** HONDA S2000
1. Jokin CASTAÑO RODRIG 2

1	1	2:25.002	48.024	53.879	43.099		2:25.002
2	1	2:13.329	38.333	52.165	42.831	211.5	4:38.331

124 **MARC GARCIA ROJALS** HONDA CIVIC
1. Marc GARCÍA ROJALS 1

1	1	2:28.663	49.798	54.714	44.151		2:28.663
2	1	2:18.021	39.696	53.733	44.592	201.3	4:46.684
3	1	2:18.402	40.197	53.825	44.380	198.8	7:05.086
4	1	2:19.184	40.432	54.124	44.628	196.6	9:24.270
5	1	2:18.790	40.246	54.224	44.320	194.8	11:43.060
6	1	2:18.484	39.921	54.060	44.503	196.2	14:01.544
7	1	2:23.437	44.558	54.182	44.697	192.8	16:24.981
8	1	2:17.538	39.894	53.380	44.264	196.6	18:42.519
9	1	2:18.851	40.158	53.864	44.829	196.6	21:01.370

813 **JUAN CARLOS ARIAS PÉREZ** GINETTA G50
1. Juan Carlos ARIAS PÉREZ 5

1	1	2:33.341	54.440	54.274	44.627		2:33.341
2	1	2:13.311	38.771	50.724	43.816	211.5	4:46.652
3	1	2:10.689	38.224	49.847	42.618	214.9	6:57.341
4	1	2:09.573	37.096	50.048	42.429	227.0	9:06.914
5	1	2:09.962	37.368	49.403	43.191	219.6	11:16.876
6	1	2:11.285	38.515	49.968	42.802	207.9	13:28.161
7	1	2:10.271	37.567	49.768	42.936	221.4	15:38.432
8	1	2:09.602	37.214	49.844	42.544	221.4	17:48.034
9	1	2:12.613	38.086	50.569	43.958	218.3	20:00.647
10	1	2:13.930	38.117	51.770	44.043	217.0	22:14.577