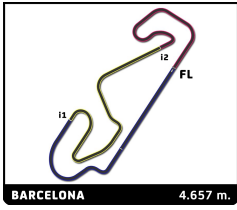


**LPC/GT4/CUP3/CUP4/CUPX/BMWCUP -**  
**GTWS BARCELONA 2023**  
**TEST 1**

**Sector Analysis**

— Invalidated Lap    ■ Personal Best    ■ Session Best    B Crossing the pit lane

Lap D	Time	Sector 1	Sector 2	Sector 3	Kph	Elapsed	Lap D	Time	Sector 1	Sector 2	Sector 3	Kph	Elapsed
<b>L31</b> CHALLENGE SR3 RSX 1.Matt GRAHAM LPC													
1	1	2:54.909 B	1:18.059	53.294	43.556	95.9	2:54.909						
2	1	3:06.173	1:40.870	50.107	35.196	90.1	6:01.082						
3	1	2:26.251 B	36.336	54.015	55.900	114.6	8:27.333						
4	1	6:16.413	4:53.149	48.581	34.683	44.5	14:43.746						
5	1	2:29.240 B	34.981	49.238	1:05.021	112.3	17:12.986						
6	1	11:11.237	9:47.833	47.937	35.467	25.0	28:24.223						
7	1	1:57.317	34.997	47.468	34.852	142.9	30:21.540						
8	1	1:54.129	34.253	46.492	33.384	146.9	32:15.669						
9	1	1:53.456	34.151	46.157	33.148	147.8	34:09.125						
10	1	2:18.470 B	37.400	55.929	45.141	121.1	36:27.595						
<b>L33</b> CHALLENGE SR3 RSX 1.Eddie VAN DAM LPC													
1	1	3:46.182	1:59.647	1:02.251	44.284	74.1	3:46.182						
2	1	2:21.775	45.554	56.167	40.054	118.3	6:07.957						
3	1	2:38.652 B	43.677	54.530	1:00.445	105.7	8:46.609						
4	1	5:09.333	3:44.157	49.623	35.553	54.2	13:55.942						
5	1	1:59.900	37.296	48.126	34.478	139.8	15:55.842						
6	1	2:29.168 B	40.509	58.215	50.444	112.4	18:25.010						
7	1	8:53.087	7:31.347	47.655	34.085	31.4	27:18.097						
8	1	1:54.015	35.332	45.136	33.547	147.0	29:12.112						
9	1	1:52.162	34.072	44.766	33.324	149.5	31:04.274						
10	1	1:53.126	33.821	45.455	33.850	148.2	32:57.400						
11	1	2:18.206 B	38.008	46.323	53.875	121.3	35:15.606						
<b>L7</b> CHALLENGE SR3 RSX 1.Mirko VAN OOSTRUM LPC													
1	1	3:34.585 B	1:36.406	1:06.724	51.455	78.1	3:34.585						
2	1	2:46.071	1:22.544	47.176	36.351	101.0	6:20.656						
3	1	2:37.161 B	35.007	53.095	1:09.059	106.7	8:57.817						
4	1	4:44.219	3:25.759	45.407	33.053	59.0	13:42.036						
5	1	1:50.015	33.720	44.055	32.240	152.4	15:32.051						
6	1	2:13.504 B	33.330	45.768	54.406	125.6	17:45.555						
7	1	10:06.927	8:48.110	45.377	33.440	27.6	27:52.482						
8	1	1:53.104	34.182	45.098	33.824	148.2	29:45.586						
9	1	1:51.727	34.280	44.342	33.105	150.1	31:37.313						
10	1	1:52.073	34.166	44.410	33.497	149.6	33:29.386						
11	1	2:03.142 B	34.679	45.453	43.010	136.1	35:32.528						
<b>4</b> Senkyr Motorsport BMW M4 GT4 1.Richard GONDA GT4													
1	1	8:21.278 B	6:29.087	58.042	54.149	33.4	8:21.278						
2	1	6:22.033	4:52.192	52.643	37.198	43.9	14:43.311						
3	1	2:31.756 B	38.912	51.514	1:01.330	110.5	17:15.067						
4	1	9:59.883	8:33.484	49.659	36.740	27.9	27:14.950						
5	1	2:12.795	41.771	53.749	38.275	126.2	29:27.745						
6	1	2:04.173 B	37.076	48.885	37.212	135.0	31:31.918						
7	1	3:13.687 B	1:36.831	45.685	51.171	86.6	34:45.605						
<b>6</b> ANS Motorsport Ligier JSP3 1.Jonathan BROSSARD LMP3													
1	1	5:56.291 B	4:21.107	51.155	44.029	47.1	5:56.291						
2	1	9:13.604	7:57.253	43.567	32.784	30.3	15:09.895						
3	1	2:15.084 B	31.528	50.800	52.756	124.1	17:24.979						
4	1	10:10.265	8:49.529	48.142	32.594	27.5	27:35.244						
5	1	1:48.640	31.409	42.671	34.560	154.3	29:23.884						
6	1	1:49.589	31.325	46.343	31.921	153.0	31:13.473						
7	1	1:44.545	31.033	42.185	31.327	160.4	32:58.018						
8	1	2:10.169 B	32.231	45.168	52.770	128.8	35:08.187						
<b>7</b> Auto Lounge Racing Audi R8 LMS GT4 1.Christian SKAAR GT4													
1	1	3:37.452	1:49.930	1:04.350	43.172	77.1	3:37.452						
2	1	2:10.659	42.988	50.871	36.800	128.3	5:48.111						
3	1	2:20.054 B	35.857	49.087	55.110	119.7	8:08.165						
4	1	6:44.873	5:19.255	48.979	36.639	41.4	14:53.038						
5	1	2:24.516 B	34.694	48.666	1:01.156	116.0	17:17.554						
6	1	10:48.775	9:21.574	50.118	37.083	25.8	28:06.329						
7	1	2:00.843	35.680	48.756	36.407	138.7	30:07.172						
8	1	1:59.353	35.244	48.419	35.690	140.5	32:06.525						
9	1	1:57.695	35.083	46.745	35.867	142.4	34:04.220						
10	1	2:15.463 B	38.493	50.600	46.370	123.8	36:19.683						
<b>8</b> Lemmerz, Pierre Audi R8 LMS GT4 1.Pierre LEMMERZ GT4													
1	1	29:23.884	...	54.097	38.875	9.5	29:23.884						
2	1	2:03.832	38.136	49.664	36.032	135.4	31:27.716						
3	1	2:01.600	36.519	49.006	36.075	137.9	33:29.316						
4	1	2:12.836 B	35.219	50.240	47.377	126.2	35:42.152						
<b>14</b> Razoon KTM X-BOW GT4 1.Daniel DREXEL Cup X													
1	1	3:08.958	1:40.202	52.570	36.186	88.7	3:08.958						
2	1	1:57.642	35.748	47.089	34.805	142.5	5:06.600						
3	1	1:56.891	35.203	45.938	35.750	143.4	7:03.491						
4	1	2:17.456 B	34.898	51.409	51.149	122.0	9:20.947						
5	1	4:50.783	3:28.134	47.550	35.099	57.7	14:11.730						
6	1	2:09.397 B	34.815	48.267	46.315	129.6	16:21.127						
7	1	11:33.881	...	46.954	34.625	24.2	27:55.008						
8	1	1:55.725	34.648	46.813	34.264	144.9	29:50.733						
9	1	1:54.927	34.424	46.098	34.405	145.9	31:45.660						
10	1	1:58.203	36.052	47.629	34.522	141.8	33:43.863						
11	1	2:03.744 B	35.580	47.326	40.838	135.5	35:47.607						
<b>23</b> Overdrive Racing Porsche 982 Cayman GT4 RS Clubsport 1.Pavel LEFTEROV GT4													
1	1	2:23.073	58.053	49.272	35.748	117.2	2:23.073						
2	1	1:54.963	34.600	46.222	34.141	145.8	4:18.036						
3	1	1:52.959	33.275	45.582	34.102	148.4	6:10.995						



## LPC/GT4/CUP3/CUP4/CUPX/BMWCUP - GTWS BARCELONA 2023 TEST 1

### Sector Analysis

— Invalidated Lap   
 ■ Personal Best   
 ■ Session Best   
 ■ Crossing the pit lane

Lap	D	Time	Sector 1	Sector 2	Sector 3	Kph	Elapsed
4	1	2:23.569 <b>B</b>	33.524	51.995	58.050	116.8	8:34.564
5	1	5:04.659	3:39.696	51.038	33.925	55.0	13:39.223
6	1	1:50.277	33.216	44.271	32.790	152.0	15:29.500
7	1	2:12.308 <b>B</b>	32.994	44.493	54.821	126.7	17:41.808
8	1	9:16.229	7:56.455	45.925	33.849	30.1	26:58.037
9	1	1:50.835	33.062	44.541	33.232	151.3	28:48.872
10	1	1:53.828	33.246	44.672	35.910	147.3	30:42.700
11	1	1:50.298	33.085	44.418	32.795	152.0	32:32.998
12	1	2:06.081 <b>B</b>	33.174	44.481	48.426	133.0	34:39.079

Lap	D	Time	Sector 1	Sector 2	Sector 3	Kph	Elapsed
2	1	1:59.794	36.689	48.134	34.971	140.0	5:02.443
3	1	1:55.893	34.895	46.152	34.846	144.7	6:58.336
4	1	2:21.192 <b>B</b>	37.993	52.505	50.694	118.7	9:19.528
5	1	4:43.562	3:22.634	46.528	34.400	59.1	14:03.090
6	1	1:56.644	35.126	45.969	35.549	143.7	15:59.734
7	1	2:30.232 <b>B</b>	38.421	58.137	53.674	111.6	18:29.966
8	1	8:55.538	7:32.265	48.291	34.982	31.3	27:25.504
9	1	1:58.457	35.089	46.276	37.092	141.5	29:23.961
10	1	1:55.121	34.908	45.826	34.387	145.6	31:19.082
11	1	1:56.738	34.537	46.658	35.543	143.6	33:15.820
12	1	2:06.549 <b>B</b>	34.628	47.235	44.686	132.5	35:22.369

28

**East Racing**  
1. Florian BLATTER  
Porsche 718 Cayman GT4 CS Cup 3

1	1	4:00.294	2:36.412	48.654	35.228	69.8	4:00.294
2	1	1:59.661	36.235	47.293	36.133	140.1	5:59.955
3	1	2:18.198 <b>B</b>	33.846	50.981	53.371	121.3	8:18.153
4	1	6:36.276	4:54.246	1:00.390	41.640	42.3	14:54.429
5	1	2:26.902 <b>B</b>	37.583	58.839	50.480	114.1	17:21.331
6	1	10:28.369	8:49.339	57.392	41.638	26.7	27:49.700
7	1	2:12.655	37.654	54.834	40.167	126.4	30:02.355
8	1	2:09.398	37.486	52.990	38.922	129.6	32:11.753
9	1	2:20.228 <b>B</b>	38.038	51.821	50.369	119.6	34:31.981

37

**NM Racing Team**  
1. Alberto DE MARTIN  
Mercedes AMG GT4 GT4

1	1	4:13.131	2:34.613	54.683	43.835	66.2	4:13.131
2	1	2:12.763	36.907	52.874	42.982	126.3	6:25.894
3	1	2:38.086 <b>B</b>	34.896	53.206	1:09.984	106.1	9:03.980
4	1	5:01.144	3:38.947	46.837	35.360	55.7	14:05.124
5	1	1:56.548	35.760	46.522	34.266	143.8	16:01.672
6	1	2:31.091 <b>B</b>	37.496	58.328	55.267	111.0	18:32.763
7	1	9:50.847	8:23.849	51.007	35.991	28.4	28:23.610
8	1	1:57.350	35.033	47.367	34.950	142.9	30:20.960
9	1	1:54.300	34.196	46.265	33.839	146.7	32:15.260
10	1	1:53.276	33.908	45.971	33.397	148.0	34:08.536
11	1	2:15.746 <b>B</b>	37.116	53.933	44.697	123.5	36:24.282

41

**Schütz Motorsport**  
1. Alon GABBAY  
Porsche 718 Cayman GT4 RS GT4

1	1	3:57.558	2:21.329	57.127	39.102	70.6	3:57.558
2	1	2:10.676 <b>B</b>	39.754	49.426	41.496	128.3	6:08.234
3	1	7:39.040	6:15.843	48.561	34.636	36.5	13:47.274
4	1	1:54.693	34.049	46.138	34.506	146.2	15:41.967
5	1	2:25.471 <b>B</b>	40.402	58.998	46.071	115.2	18:07.438
6	1	9:02.792	7:36.952	49.357	36.483	30.9	27:10.230
7	1	1:55.138	34.327	46.722	34.089	145.6	29:05.368
8	1	1:53.717	34.090	45.810	33.817	147.4	30:59.085
9	1	1:53.364	33.716	45.733	33.915	147.9	32:52.449
10	1	2:17.858 <b>B</b>	34.446	50.324	53.088	121.6	35:10.307

42

**ANS Motorsport**  
1. Julien LEMOINE  
Ligier JS2R Cup 4

1	1	3:02.649	1:34.545	51.075	37.029	91.8	3:02.649
---	---	----------	----------	--------	--------	------	----------

49

**Razoon**  
1. Clemens DREXEL  
KTM X-BOW R Cup 4

1	1	3:57.023	2:14.263	1:00.185	42.575	70.7	3:57.023
2	1	2:15.428	44.274	52.152	39.002	123.8	6:12.451
3	1	2:39.083 <b>B</b>	39.748	55.324	1:04.011	105.4	8:51.534
4	1	5:34.225	4:04.297	51.271	38.657	50.2	14:25.759
5	1	2:28.882 <b>B</b>	37.782	51.339	59.761	112.6	16:54.641
6	1	11:13.264	9:42.319	52.038	38.907	24.9	28:07.905
7	1	2:04.945	37.524	49.844	37.577	134.2	30:12.850
8	1	2:07.847	38.240	50.300	39.307	131.1	32:20.697
9	1	2:13.354 <b>B</b>	37.007	49.128	47.219	125.7	34:34.051

71

**Razoon**  
1. Denis LIEBL  
KTM X-BOW GTX Cup X

1	1	5:35.054 <b>B</b>	3:38.645	1:00.517	55.892	50.0	5:35.054
2	1	3:08.836 <b>B</b>	1:11.216	54.445	1:03.175	88.8	8:43.890
3	1	18:23.453	...	51.272	38.657	15.2	27:07.343
4	1	2:01.293	36.260	49.357	35.676	138.2	29:08.636
5	1	1:54.562	33.967	46.060	34.535	146.3	31:03.198
6	1	1:53.602	33.690	45.668	34.244	147.6	32:56.800
7	1	2:15.872 <b>B</b>	34.097	47.610	54.165	123.4	35:12.672

81

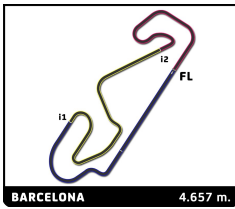
**Promotion Motorsport**  
1. SMORG  
BMW M2 CS Racing BMW Cup

1	1	3:36.298	2:01.180	53.890	41.228	77.5	3:36.298
2	1	2:03.301	38.291	48.517	36.493	136.0	5:39.599
3	1	2:19.344 <b>B</b>	36.258	49.105	53.981	120.3	7:58.943
4	1	5:57.846	4:29.836	49.042	38.968	46.9	13:56.789
5	1	2:01.694	37.287	48.929	35.478	137.8	15:58.483
6	1	2:29.428 <b>B</b>	38.706	57.681	53.041	112.2	18:27.911
7	1	9:16.485	7:46.579	52.107	37.799	30.1	27:44.396
8	1	2:01.111	35.070	49.284	36.757	138.4	29:45.507
9	1	1:59.377	35.160	48.060	36.157	140.4	31:44.884
10	1	2:03.500	35.451	50.241	37.808	135.8	33:48.384
11	1	2:26.211 <b>B</b>	36.705	58.444	51.062	114.7	36:14.595

84

**CV Performance**  
1. Fabio RAUER  
Mercedes AMG GT4 GT4

1	1	2:54.684	1:17.642	56.596	40.446	96.0	2:54.684
2	1	1:59.252	38.557	46.986	33.709	140.6	4:53.936



**LPC/GT4/CUP3/CUP4/CUPX/BMWCUP -**  
**GTWS BARCELONA 2023**  
**TEST 1**

**Sector Analysis**

— Invalidated Lap    ■ Personal Best    ■ Session Best    B Crossing the pit lane

Lap	D	Time	Sector 1	Sector 2	Sector 3	Kph	Elapsed	Lap	D	Time	Sector 1	Sector 2	Sector 3	Kph	Elapsed
3	1	1:53.468	<b>34.219</b>	<b>45.363</b>	33.886	147.8	6:47.404	9	1	1:54.612	33.808	46.750	34.054	146.3	30:46.689
4	1	2:22.801	B 36.095	57.813	48.893	117.4	9:10.205	10	1	1:52.494	33.425	45.324	33.745	149.0	32:39.183
5	1	4:39.806	3:16.963	48.287	34.556	59.9	13:50.011	11	1	2:09.626	B 33.640	45.440	50.546	129.3	34:48.809
6	1	1:54.768	34.333	46.020	34.415	146.1	15:44.779								
7	1	2:31.970	B 39.589	59.696	52.685	110.3	18:16.749								
8	1	9:24.760	B 7:51.871	50.380	42.509	29.7	27:41.509								

**85** **CV Performance** Mercedes AMG GT4  
 1.Simon PRIMM GT4

1	1	2:54.680	1:01.965	1:08.680	44.035	96.0	2:54.680
2	1	2:03.924	43.300	47.527	33.097	135.3	4:58.604
3	1	1:51.900	34.199	44.784	32.917	149.8	6:50.504
4	1	2:23.732	B 38.326	56.692	48.714	116.6	9:14.236
5	1	4:29.180	3:00.374	54.967	33.839	62.3	13:43.416
6	1	1:51.389	33.784	<b>44.750</b>	<b>32.855</b>	150.5	15:34.805
7	1	2:14.408	B 34.466	48.736	51.206	124.7	17:49.213
8	1	9:11.699	7:49.165	48.710	33.824	30.4	27:00.912
9	1	<b>1:54.574</b>	34.172	46.187	34.215	146.3	28:55.486
10	1	1:56.294	<b>33.513</b>	47.081	35.700	144.2	30:51.780
11	1	2:02.500	B 35.093	49.142	38.265	136.9	32:54.280

**87** **Auto Lounge Racing** Audi R8 LMS GT4  
 1.Calle BERGMAN GT4

1	1	3:38.094	2:03.548	55.025	39.521	76.9	3:38.094
2	1	2:03.988	39.614	48.892	35.482	135.2	5:42.082
3	1	2:15.321	B 34.961	47.268	53.092	123.9	7:57.403
4	1	6:43.638	5:17.979	50.476	35.183	41.5	14:41.041
5	1	2:28.593	B <b>34.802</b>	50.604	1:03.187	112.8	17:09.634
6	1	11:01.690	B 8:58.239	1:12.524	50.927	25.3	28:11.324
7	1	3:03.087	1:40.636	46.880	35.571	91.6	31:14.411
8	1	<b>1:56.468</b>	34.828	<b>46.772</b>	<b>34.868</b>	143.9	33:10.879
9	1	2:06.787	B 34.353	46.580	45.854	132.2	35:17.666

**88** **MASTERS** SR10  
 1.Jacek ZIELONKA LPC

1	1	3:23.586	1:53.942	50.557	39.087	82.3	3:23.586
2	1	<b>1:54.337</b>	34.777	45.622	33.938	146.6	5:17.923
3	1	1:51.223	<b>33.258</b>	<b>44.273</b>	33.692	150.7	7:09.146
4	1	2:14.920	B 35.644	47.423	51.853	124.3	9:24.066
5	1	5:04.845	3:45.874	45.853	<b>33.118</b>	55.0	14:28.911
6	1	2:11.049	B 33.666	46.139	51.244	127.9	16:39.960

**95** **Allied Racing** Porsche 718 Cayman GT4 RS  
 1.Alexander HARTVIG GT4

1	1	4:03.328	2:20.021	1:02.401	40.906	68.9	4:03.328
2	1	2:03.200	42.139	47.135	33.926	136.1	6:06.528
3	1	2:23.615	B 33.619	54.026	55.970	116.7	8:30.143
4	1	4:50.110	3:32.597	44.329	33.184	57.8	13:20.253
5	1	<b>1:51.427</b>	34.198	<b>44.310</b>	<b>32.919</b>	150.5	15:11.680
6	1	2:24.595	B <b>33.121</b>	53.488	57.986	115.9	17:36.275
7	1	9:21.595	8:00.723	46.627	34.245	29.9	26:57.870
8	1	1:54.207	34.105	45.907	34.195	146.8	28:52.077

**96** **Razoon** Porsche Cayman GT4 RSCS  
 1.Leo PICHLER GT4

1	1	3:56.266	2:12.164	1:01.203	42.899	71.0	3:56.266
2	1	2:06.468	42.525	48.668	35.275	132.6	6:02.734
3	1	2:25.880	B 35.017	54.810	56.053	114.9	8:28.614
4	1	6:05.841	4:45.119	46.445	34.277	45.8	14:34.455
5	1	2:22.482	B 34.643	46.564	1:01.275	117.7	16:56.937
6	1	10:08.935	8:46.878	45.991	36.066	27.5	27:05.872
7	1	<b>1:53.639</b>	<b>33.800</b>	<b>45.437</b>	34.402	147.5	28:59.511
8	1	1:53.850	34.406	45.729	<b>33.715</b>	147.3	30:53.361
9	1	1:56.917	33.873	48.338	34.706	143.4	32:50.278
10	1	<b>2:14.612</b>	B 34.538	<b>46.337</b>	53.737	124.5	35:04.890

**97** **Allied Racing** Porsche 718 Cayman GT4 RS  
 1.Herolind NUREDINI GT4

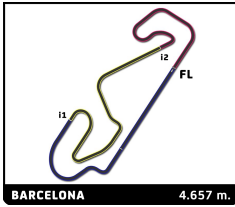
1	1	4:04.252	2:22.099	1:01.421	40.732	68.6	4:04.252
2	1	2:06.557	43.298	47.401	35.858	132.5	6:10.809
3	1	2:29.261	B 34.685	52.875	1:01.701	112.3	8:40.070
4	1	5:17.547	3:58.668	45.358	33.521	52.8	13:57.617
5	1	1:53.209	34.559	45.379	33.271	148.1	15:50.826
6	1	2:30.016	B 36.532	59.008	54.476	111.8	18:20.842
7	1	8:34.357	7:15.830	45.452	<b>33.075</b>	32.6	26:55.199
8	1	1:52.267	33.845	<b>44.459</b>	33.963	149.3	28:47.466
9	1	<b>1:51.554</b>	34.041	<b>44.237</b>	33.276	150.3	30:39.020
10	1	<b>1:51.299</b>	<b>33.183</b>	44.548	33.568	150.6	32:30.319
11	1	2:06.150	B 33.538	45.660	46.952	132.9	34:36.469

**128** **MS Racing** Porsche 718 Cayman GT4 RS  
 1.Andreas GREILING Cup 3

1	1	2:25.682	56.728	52.276	36.678	115.1	2:25.682
2	1	1:59.061	36.731	47.988	34.342	140.8	4:24.743
3	1	1:57.221	33.883	46.391	36.947	143.0	6:21.964
4	1	2:39.599	B 36.208	54.893	1:08.498	105.0	9:01.563
5	1	4:13.426	2:54.338	45.433	<b>33.655</b>	66.2	13:14.989
6	1	<b>1:52.337</b>	33.602	<b>44.750</b>	33.985	149.2	15:07.326
7	1	2:25.820	B <b>33.550</b>	55.529	56.741	115.0	17:33.146
8	1	9:24.202	8:03.148	46.831	34.223	29.7	26:57.348
9	1	2:02.007	36.566	47.062	38.379	137.4	28:59.355
10	1	1:56.147	35.266	46.243	34.638	144.3	30:55.502
11	1	1:56.359	34.097	47.062	35.200	144.1	32:51.861
12	1	2:14.826	B 34.330	47.321	53.175	124.3	35:06.687

**472** **RacingLab** KTM X-BOW GT2  
 1.Thomas ANDERSEN Cup X

1	1	3:07.113	B 1:12.262	1:02.919	51.932	89.6	3:07.113
2	1	3:20.524	1:38.976	59.197	42.351	83.6	6:27.637
3	1	2:40.132	B 38.748	53.340	1:08.044	104.7	9:07.769
4	1	4:54.085	3:28.017	49.667	36.401	57.0	14:01.854



**LPC/GT4/CUP3/CUP4/CUPX/BMWCUP -**  
**GTWS BARCELONA 2023**  
**TEST 1**

**Sector Analysis**

— Invalidated Lap    ■ Personal Best    ■ Session Best    **B** Crossing the pit lane

Lap	D	Time	Sector 1	Sector 2	Sector 3	Kph	Elapsed	Lap	D	Time	Sector 1	Sector 2	Sector 3	Kph	Elapsed
5	1	2:17.343	B 40.800	47.414	49.129	122.1	16:19.197								
6	1	10:43.818	9:18.808	50.821	<span style="color: green;">34.189</span>	26.0	27:03.015								
7	1	1:55.348	34.199	<span style="color: green;">44.748</span>	36.401	145.3	28:58.363								
8	1	<span style="color: green;">1:52.836</span>	32.256	45.349	35.231	148.6	30:51.199								
9	1	1:56.785	<span style="color: green;">32.185</span>	48.559	36.041	143.6	32:47.984								
10	1	2:14.610	B 35.108	47.248	52.254	124.5	35:02.594								

510

**RacingLab**  
 1.Ronnie BREMER

KTM X-BOW GT2  
 Cup X

1	1	2:27.521	1:04.757	48.595	34.169	113.6	2:27.521
2	1	1:47.730	32.567	43.186	31.977	155.6	4:15.251
3	1	1:48.475	31.869	43.430	33.176	154.6	6:03.726
4	1	2:15.394	B 31.618	50.702	53.074	123.8	8:19.120
5	1	5:34.792	4:16.085	43.672	35.035	50.1	13:53.912
6	1	1:45.244	31.447	42.215	<span style="color: green;">31.582</span>	159.3	15:39.156
7	1	2:11.820	B 33.110	49.613	49.097	127.2	17:50.976
8	1	9:12.191	7:55.822	43.460	32.909	30.4	27:03.167
9	1	1:45.801	31.237	42.788	31.776	158.5	28:48.968
10	1	<span style="color: green;">1:44.793</span>	31.234	<span style="color: purple;">41.883</span>	31.676	160.0	30:33.761
11	1	1:45.048	<span style="color: purple;">30.967</span>	42.234	31.847	159.6	32:18.809
12	1	1:50.642	B 31.093	43.095	36.454	151.5	34:09.451