

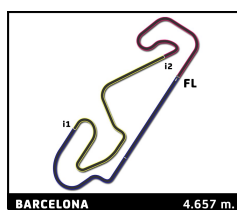
GT SPORT TEST WINTER 2023 GT Open & GT Cup

CIRCUIT DE BARCELONA-CATALUNYA

Session 1 - International GT Open & GT Cup

Sector Analysis

Lap	Time	Sector 1	Sector 2	Sector 3	Kph	Elapsed	Lap	Time	Sector 1	Sector 2	Sector 3	Kph	Elapsed							
007 Pascal Bachmann/Jahid Fazal Kar <small>Street Art Aston Martin GT3 AMR MY2019</small>																				
1	6:48.332	5:22.786	49.454	36.092	41.1	6:48.332	1	2:41.275	1:22.044	45.784	33.447	104.0	2:41.275							
2	1:56.982	36.239	47.009	33.734	143.3	8:45.314	2	1:49.040	32.212	43.123	33.705	153.8	4:30.315							
3	1:52.365 B	31.713	41.941	38.711	149.2	10:37.679	3	1:49.352	32.326	45.144	31.882	153.3	6:19.667							
4	17:52.074	...	49.298	37.119	15.6	28:29.753	4	1:48.655	33.427	43.370	31.858	154.3	8:08.322							
5	1:52.894	35.340	44.407	33.147	148.5	30:22.647	5	1:45.287	31.631	42.115	31.541	159.2	9:53.609							
6	1:51.987	33.737	44.768	33.482	149.7	32:14.634	6	1:45.102	31.489	42.141	31.472	159.5	11:38.711							
7	1:50.231	32.822	43.844	33.565	152.1	34:04.865	7	1:48.137	31.585	45.040	31.512	155.0	13:26.848							
8	1:58.909 B	33.298	44.404	41.207	141.0	36:03.774	8	1:45.128	31.250	42.350	31.528	159.5	15:11.976							
9	3:29.310	2:07.077	...	2:38.251	80.1	39:33.084	9	1:55.288 B	32.414	42.013	40.861	145.4	17:07.264							
10	2:17.557 B	36.191	47.933	53.433	121.9	41:50.641	10	5:31.299 B	4:00.986	49.290	41.023	50.6	22:38.563							
11	3:25.027	1:54.224	51.419	39.384	81.8	45:15.668	11	6:59.011	5:33.358	48.185	37.468	40.0	29:37.574							
12	2:05.398	38.454	49.762	37.182	133.7	47:21.066	12	1:53.293	34.013	45.177	34.103	148.0	31:30.867							
13	2:02.921	37.700	48.500	36.721	136.4	49:23.987	13	1:55.702	32.953	49.151	33.598	144.9	33:26.569							
14	2:03.232	36.870	...	1:54.965	136.0	51:27.219	14	1:49.957	32.825	43.427	33.705	152.5	35:16.526							
15	2:46.108	1:20.421	...	1:20.118	100.9	54:13.327	15	1:50.962	33.587	43.940	33.435	151.1	37:07.488							
16	2:03.791 B	41.157	25.294	57.340	135.4	56:17.118	16	1:50.765	32.542	43.909	34.314	151.4	38:58.253							
8 Giuseppe Cipriani/Jens Liebhauser <small>Il Barone Rampante Lamborghini Huracan GT3 EVO</small>																				
1	4:11.197	2:48.445	47.167	35.585	66.7	4:11.197	17	1:50.043	32.107	44.752	33.184	152.4	42:39.020							
2	1:49.925	32.488	43.612	33.825	152.5	6:01.122	18	1:48.445	32.103	43.334	33.008	154.6	44:27.465							
3	1:49.029	32.864	43.244	32.921	153.8	7:50.151	19	1:48.215	32.040	43.110	33.065	154.9	46:15.680							
4	1:55.318 B	32.241	42.879	40.198	145.4	9:45.469	20	1:48.340	32.084	43.456	32.800	154.7	48:04.020							
5	3:16.842	2:01.342	42.951	32.549	85.2	13:02.311	21	1:49.674	31.967	43.549	34.158	152.9	49:53.694							
6	1:46.826	31.705	42.670	32.451	156.9	14:49.137	22	1:50.538	32.230	44.950	33.358	151.7	51:44.232							
7	1:47.134	32.065	42.759	32.310	156.5	16:36.271	23	1:49.231	32.377	43.640	33.214	153.5	53:33.463							
8	1:46.446	32.168	42.642	31.636	157.5	18:22.717	24	2:40.902 B	38.535	1:06.452	55.915	104.2	56:14.365							
9	1:45.352	31.443	42.448	31.461	159.1	20:08.069	17 Diego Menchaca/Marcos Siebert tb <small>Team Motopark Mercedes AMG GT3 2022</small>													
10	1:58.171 B	31.365	42.264	44.542	141.9	22:06.240	1	4:06.770 B	2:37.883	46.817	42.070	67.9	4:06.770							
11	6:21.507	5:02.640	43.114	35.753	43.9	28:27.747	2	6:56.083	5:38.670	43.891	33.522	40.3	11:02.853							
12	1:47.495	33.169	42.563	31.763	156.0	30:15.242	3	1:46.302	31.808	42.173	32.321	157.7	12:49.155							
13	1:46.225	31.736	42.977	31.512	157.8	32:01.467	4	1:45.089	31.436	41.854	31.799	159.5	14:34.244							
14	1:44.982	31.379	42.222	31.381	159.7	33:46.449	5	1:43.843	31.130	41.436	31.277	161.4	16:18.087							
15	1:44.946	31.172	42.190	31.584	159.8	35:31.395	6	1:43.075	31.000	41.302	30.773	162.7	18:01.162							
16	1:46.508	31.798	42.933	31.777	157.4	37:17.903	7	1:42.409	30.724	41.121	30.564	163.7	19:43.571							
17	1:53.001 B	32.259	42.621	38.121	148.4	39:10.904	8	1:42.727	30.856	41.144	30.727	163.2	21:26.298							
18	5:35.044	4:11.051	47.706	36.287	50.0	44:45.948	9	2:40.954 B	31.872	1:11.515	57.567	104.2	24:07.252							
19	1:52.196	33.836	44.747	33.613	149.4	46:38.144	10	6:13.872	4:55.080	45.503	33.289	44.8	30:21.124							
20	1:50.308	33.036	44.171	33.101	152.0	48:28.452	11	1:47.120	32.989	42.552	31.579	156.5	32:08.244							
21	1:52.226	32.551	45.802	33.873	149.4	50:20.678	12	1:44.063	31.185	41.780	31.098	161.1	33:52.307							
22	1:48.388	32.104	43.465	32.819	154.7	52:09.066	13	1:42.835	30.746	41.144	30.945	163.0	35:35.142							
23	1:47.386	32.123	43.011	32.252	156.1	53:56.452	14	1:43.042	30.656	41.448	30.938	162.7	37:18.184							
24	2:31.466 B	35.018	53.898	1:02.550	110.7	56:27.918	15	1:42.425	30.754	41.127	30.544	163.7	39:00.609							
9 Jody Fannin <small>Racing One Ferrari 296 GT3</small>																				
1	20:57.453 B	...	49.057	42.670	13.3	20:57.453	16	1:43.712	30.819	42.235	30.658	161.7	40:44.321							
2	8:48.322	7:30.633	44.755	32.934	31.7	29:45.775	17	1:42.128	30.580	41.064	30.484	164.2	42:26.449							
3	1:48.740	32.720	43.940	32.080	154.2	31:34.515	18	1:45.449	32.095	41.812	31.542	159.0	44:11.898							
4	1:48.231	31.950	43.189	33.092	154.9	33:22.746	19	1:48.469 B	30.443	40.730	37.296	154.6	46:00.367							
5	1:55.457 B	32.755	43.707	38.995	145.2	35:18.203	20	4:37.481	3:25.404	41.505	30.572	60.4	50:37.848							
10 Jacob Schell/Stefan Aust <small>Racing One Ferrari 488 GT3 2020</small>																				
1	12:46.261 B	...	43.082	36.456	21.9	12:46.261	21	1:42.729	30.629	41.199	30.901	163.2	52:20.577							
2	2:29.133	1:15.111	42.529	31.493	112.4	15:15.394	22	1:43.614	30.674	42.321	30.619	161.8	54:04.191							
3	1:44.854	31.478	42.352	31.024	159.9	17:00.248	23	2:26.839 B	30.723	52.376	1:03.740	114.2	56:31.030							
19 Daan Arrow/Pietro Perolini <small>Oregon Team Lamborghini Huracan GT3 EVO2</small>																				



GT SPORT TEST WINTER 2023 GT Open & GT Cup

CIRCUIT DE BARCELONA-CATALUNYA

Session 1 - International GT Open & GT Cup

Sector Analysis

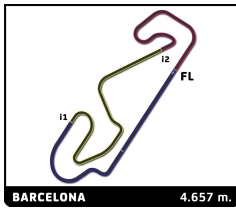
— Invalidated Lap ■ Personal Best ■ Session Best B Crossing the pit lane

Lap	Time	Sector 1	Sector 2	Sector 3	Kph	Elapsed	Lap	Time	Sector 1	Sector 2	Sector 3	Kph	Elapsed
4	1:43.962	31.229	41.901	30.832	161.3	18:44.210	1	29:22.506 B	...	51.698	44.252	9.5	29:22.506
5	1:43.964	31.235	42.033	30.696	161.3	20:28.174	2	6:05.515	4:43.595	46.913	35.007	45.9	35:28.021
6	1:59.893 B	31.045	45.439	43.409	139.8	22:28.067	3	1:52.482	33.019	46.739	32.724	149.0	37:20.503
7	6:25.586	5:12.115	42.525	30.946	43.5	28:53.653	4	1:46.153	32.305	42.809	31.039	157.9	39:06.656
8	1:43.497	31.248	41.660	30.589	162.0	30:37.150	5	1:44.277	31.427	42.113	30.737	160.8	40:50.933
9	1:43.805	31.189	42.095	30.521	161.5	32:20.955	6	1:43.731	31.356	41.830	30.545	161.6	42:34.664
10	1:43.490	30.888	41.569	31.033	162.0	34:04.445	7	1:43.470	31.143	41.615	30.712	162.0	44:18.134
11	1:47.597 B	31.066	41.762	34.769	155.8	35:52.042	8	1:52.705 B	31.084	41.957	39.664	148.8	46:10.839
12	3:47.441	2:30.885	43.879	32.677	73.7	39:39.483	9	3:40.523	2:27.154	42.104	31.265	76.0	49:51.362
13	1:47.736	32.053	43.071	32.612	155.6	41:27.219	10	1:45.359	32.248	41.571	31.540	159.1	51:36.721
14	1:46.112	31.502	42.764	31.846	158.0	43:13.331	11	1:43.038	30.950	41.784	30.304	162.7	53:19.759
15	1:45.899	31.524	42.620	31.755	158.3	44:59.230	12	2:04.834 B	31.457	45.513	47.864	134.3	55:24.593
16	1:45.822	31.465	42.638	31.719	158.4	46:45.052							
17	1:45.575	31.706	42.304	31.565	158.8	48:30.627							
18	1:47.950	32.762	43.144	32.044	155.3	50:18.577							
19	1:45.692	31.662	42.678	31.352	158.6	52:04.269							
20	1:45.398	31.765	42.353	31.280	159.1	53:49.667							
21	2:31.608 B	33.065	59.121	59.422	110.6	56:21.275							

23 Simon Reicher		Eastalent Racing Team		Audi R8 LMS Evo II		
1	6:12.395 B	4:35.764	52.550	44.081	45.0	6:12.395
2	9:37.983	8:19.622	44.501	33.860	29.0	15:50.378
3	1:58.916 B	32.824	43.192	42.900	141.0	17:49.294
4	3:02.581	1:48.632	42.000	31.949	91.8	20:51.875
5	2:11.233 B	31.306	54.232	45.695	127.8	23:03.108
6	5:35.602	4:22.111	42.032	31.459	50.0	28:38.710
7	1:43.923	31.039	41.747	31.137	161.3	30:22.633
8	1:43.532	31.176	41.483	30.873	161.9	32:06.165
9	1:42.406	30.672	41.119	30.615	163.7	33:48.571
10	1:42.862	30.693	41.250	30.919	163.0	35:31.433
11	1:42.756	30.764	40.990	31.002	163.2	37:14.189
12	1:43.354	30.794	40.950	31.610	162.2	38:57.543
13	1:42.500	30.829	41.132	30.539	163.6	40:40.043
14	1:43.145	30.425	41.309	31.411	162.5	42:23.188
15	1:42.815	31.015	41.045	30.755	163.1	44:06.003
16	1:42.020	30.594	40.942	30.484	164.3	45:48.023
17	1:41.774	30.427	41.024	30.323	164.7	47:29.797
18	1:42.920	30.436	41.167	31.317	162.9	49:12.717
19	1:41.963	30.887	40.746	30.330	164.4	50:54.680
20	1:41.941	30.509	40.986	30.446	164.5	52:36.621
21	1:42.349	30.450	41.094	30.805	163.8	54:18.970
22	2:19.756 B	38.226	54.204	47.326	120.0	56:38.726

32 Sandro Mur/Martin Kodric		Bonaldi Motorsport		Lamborghini Huracan GT3 EVO2		
1	31:39.707 B	...	46.883	38.091	8.8	31:39.707
2	4:57.943	3:41.324	44.988	31.631	56.3	36:37.650
3	1:46.619	32.394	43.271	30.954	157.2	38:24.269
4	1:55.339 B	33.250	42.633	39.456	145.4	40:19.608
5	6:20.842	5:06.520	43.508	30.814	44.0	46:40.450
6	1:48.361	32.604	43.098	32.659	154.7	48:28.811
7	1:46.830	32.480	43.221	31.129	156.9	50:15.641
8	1:43.612	31.743	41.408	30.461	161.8	51:59.253

33 Sanporn Jao-Javanil/Milo Pavlov		Bonaldi Motorsport		Lamborghini Huracan GT3 EVO2		
1	8:01.229 B	6:34.787	45.534	40.908	34.8	8:01.229
2	2:44.534	1:29.025	43.218	32.291	101.9	10:45.763
3	1:45.502	31.694	42.342	31.466	158.9	12:31.265
4	1:44.279	31.302	41.918	31.059	160.8	14:15.544
5	1:43.702	31.156	41.545	31.001	161.7	15:59.246
6	1:43.407	31.174	41.428	30.805	162.1	17:42.653
7	1:42.929	31.083	41.151	30.695	162.9	19:25.582
8	1:42.982	30.886	41.286	30.810	162.8	21:08.564
9	2:50.668 B	36.380	1:18.398	55.890	98.2	23:59.232
10	5:56.760	4:42.611	42.769	31.380	47.0	29:55.992
11	1:43.485	31.319	41.443	30.723	162.0	31:39.477
12	1:43.840	30.886	41.690	31.264	161.5	33:23.317
13	1:44.987	31.746	41.912	31.329	159.7	35:08.304
14	1:44.085	30.952	41.973	31.160	161.1	36:52.389
15	1:42.640	30.989	41.133	30.518	163.3	38:35.029
16	1:47.522 B	30.831	41.430	35.261	155.9	40:22.551
17	3:23.145	2:07.227	43.431	32.487	82.5	43:45.696
18	1:46.255	32.237	42.736	31.282	157.8	45:31.951
19	1:44.727	31.512	42.198	31.017	160.1	47:16.678
20	1:44.071	31.316	41.884	30.871	161.1	49:00.749



GT SPORT TEST WINTER 2023 GT Open & GT Cup

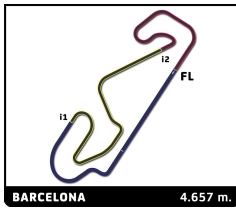
CIRCUIT DE BARCELONA-CATALUNYA

Session 1 - International GT Open & GT Cup

Sector Analysis

— Invalidated Lap ■ Personal Best ■ Session Best B Crossing the pit lane

Lap	Time	Sector 1	Sector 2	Sector 3	Kph	Elapsed	Lap	Time	Sector 1	Sector 2	Sector 3	Kph	Elapsed							
65 Timo Rumpfkeil/Heiko Neumann							69 Mikael Bochez/Alexandre Bochez													
Team Motopark Mercedes AMG GT3 2022							Kessel Racing Ferrari 488 Challenge													
1	3:15.187	1:44.091	52.471	38.625	85.9	3:15.187	1	11:03.099	9:33.455	52.171	37.473	25.3	11:03.099							
2	2:22.689B	38.144	52.455	52.090	117.5	5:37.876	2	2:00.225	37.497	45.902	36.826	139.4	13:03.324							
3	5:44.549	4:22.485	47.151	34.913	48.7	11:22.425	3	1:50.781	34.819	43.347	32.615	151.3	14:54.105							
4	1:57.233	34.958	45.342	36.933	143.0	13:19.658	4	1:47.354	32.651	42.696	32.007	156.2	16:41.459							
5	1:51.021	33.062	44.633	33.326	151.0	15:10.679	5	1:45.951	31.734	42.364	31.853	158.2	18:27.410							
6	1:54.844	34.914	46.129	33.801	146.0	17:05.523	6	2:05.967B	32.688	48.726	44.553	133.1	20:33.377							
7	1:52.001	33.090	45.367	33.544	149.7	18:57.524	7	7:43.011	6:25.174	44.586	33.251	36.2	28:16.388							
8	1:49.636	32.235	44.434	32.967	152.9	20:47.160	8	1:57.316B	32.901	43.699	40.716	142.9	30:13.704							
9	2:14.893B	32.970	51.240	50.683	124.3	23:02.053	9	4:16.093	2:58.655	44.496	32.942	65.5	34:29.797							
10	6:41.584	5:21.982	46.371	33.231	41.7	29:43.637	10	1:56.421B	32.603	43.457	40.361	144.0	36:26.218							
11	1:49.349	32.540	44.362	32.447	153.3	31:32.986	11	5:17.164	3:55.568	47.003	34.593	52.9	41:43.382							
12	1:48.357	32.140	43.703	32.514	154.7	33:21.343	12	1:54.428	34.331	45.779	34.318	146.5	43:37.810							
13	1:48.767	31.956	43.450	33.361	154.1	35:10.110	13	2:00.749B	33.471	45.001	42.277	138.8	45:38.559							
14	1:48.365	32.594	43.331	32.440	154.7	36:58.475	14	4:11.906	2:52.138	45.561	34.207	66.6	49:50.465							
15	1:48.234	32.059	43.961	32.214	154.9	38:46.709	15	1:55.464	34.340	46.869	34.255	145.2	51:45.929							
16	1:47.283	31.634	43.450	32.199	156.3	40:33.992	16	1:52.946	33.733	45.226	33.987	148.4	53:38.875							
17	1:48.852	31.646	43.238	33.968	154.0	42:22.844	17	2:40.771B	34.399	1:07.338	59.034	104.3	56:19.646							
18	1:51.088	32.765	44.230	34.093	150.9	44:13.932	77 tbc													
19	1:51.270	32.346	46.298	32.626	150.7	46:05.202	GetSpeed Mercedes AMG GT3 2023													
20	1:46.337	31.505	42.841	31.991	157.7	47:51.539	1	4:38.049	3:24.310	42.007	31.732	60.3	4:38.049							
21	1:47.933	32.345	43.381	32.207	155.3	49:39.472	2	1:42.401	30.809	40.837	30.755	163.7	6:20.450							
22	1:47.607	31.797	43.053	32.757	155.8	51:27.079	3	1:42.129	31.000	40.753	30.376	164.2	8:02.579							
23	1:46.920	31.848	43.034	32.038	156.8	53:13.999	4	1:41.459	30.562	40.662	30.235	165.2	9:44.038							
24	2:09.348B	34.661	46.428	48.259	129.6	55:23.347	5	1:42.713	30.340	40.795	31.578	163.2	11:26.751							
66 Lewis Proctor/Stewart Proctor							84 Fran Rueda/Andrew Gilbert													
Greystone GT McLaren 720S GT3							Greystone GT McLaren 720S GT3													
1	2:01.393B	40.800	43.561	37.032	138.1	2:01.393	1	2:24.156B	54.162	45.438	44.556	116.3	2:24.156							
2	4:06.809	2:53.814	41.913	31.082	67.9	6:08.202	2	3:36.347	2:21.471	41.991	32.885	77.5	6:00.503							
3	1:44.797	31.497	41.741	31.559	160.0	7:52.999	3	1:44.965	31.636	42.132	31.197	159.7	7:45.468							
4	1:45.425	31.543	41.960	31.922	159.0	9:38.424	4	1:43.676	31.072	41.825	30.779	161.7	9:29.144							
5	1:46.294	32.370	42.207	31.717	157.7	11:24.718	5	1:44.110	31.099	42.034	30.977	161.0	11:13.254							
6	1:44.905	32.290	41.553	31.062	159.8	13:09.623	6	1:53.692B	31.022	42.453	40.217	147.5	13:06.946							
7	1:44.636	31.060	41.434	32.142	160.2	14:54.259	7	3:59.644	2:46.248	42.304	31.092	70.0	17:06.590							
8	1:48.841B	31.723	41.622	35.496	154.0	16:43.100	8	1:46.729	31.979	41.921	32.829	157.1	18:53.319							
9	5:14.628B	3:48.376	41.486	44.766	53.3	21:57.728	9	1:54.186B	31.240	42.426	40.520	146.8	20:47.505							
10	5:51.232	4:37.795	42.060	31.377	47.7	27:48.960	111 David Perel/Stephen Earle													
11	1:44.381	31.308	41.869	31.204	160.6	29:33.341	Kessel Racing Ferrari 488 Challenge													
12	1:45.801	31.343	41.576	32.882	158.5	31:19.142	1	6:46.288	5:20.127	49.344	36.817	41.3	6:46.288							
13	1:43.182	31.361	41.310	30.511	162.5	33:02.324	2	1:55.177	36.762	44.963	33.452	145.6	8:41.465							
14	1:42.249	30.827	41.107	30.315	164.0	34:44.573	3	1:56.020	34.734	47.552	33.734	144.5	10:37.485							
15	1:46.972B	30.790	41.193	34.989	156.7	36:31.545														
16	4:40.684	3:20.685	46.074	33.925	59.7	41:12.229														
17	1:49.166	32.707	43.549	32.910	153.6	43:01.395														
18	1:48.222	32.520	43.173	32.529	154.9	44:49.617														
19	1:48.962	32.742	43.617	32.603	153.9	46:38.579														
20	1:51.599	33.106	44.135	34.358	150.2	48:30.178														
21	1:51.792	33.194	44.944	33.654	150.0	50:21.970														
22	1:50.538	32.780	44.027	33.731	151.7	52:12.508														
23	2:04.858B	34.349	44.850	45.659	134.3	54:17.366														



GT SPORT TEST WINTER 2023 GT Open & GT Cup

CIRCUIT DE BARCELONA-CATALUNYA

Session 1 - International GT Open & GT Cup

Sector Analysis

— Invalidated Lap ■ Personal Best ■ Session Best B Crossing the pit lane

Lap	Time	Sector 1	Sector 2	Sector 3	Kph	Elapsed	Lap	Time	Sector 1	Sector 2	Sector 3	Kph	Elapsed
4	1:51.133	35.367	43.234	32.532	150.9	12:28.618	16	1:49.762	32.548	44.101	33.113	152.7	48:37.670
5	1:54.451 B	32.157	42.921	39.373	146.5	14:23.069	17	1:49.449	32.522	44.263	32.664	153.2	50:27.119
6	6:09.942	4:51.106	45.951	32.885	45.3	20:33.011	18	1:49.525	32.507	44.078	32.940	153.1	52:16.644
7	2:00.386 B	33.743	46.201	40.442	139.3	22:33.397	19	1:51.638	32.520	45.492	33.626	150.2	54:08.282
8	6:50.545	5:25.757	47.798	36.990	40.8	29:23.942	20	2:25.030 B	33.002	47.874	1:04.154	115.6	56:33.312
9	1:55.424	34.042	45.623	35.759	145.2	31:19.366							
10	1:55.642	34.095	46.028	35.519	145.0	33:15.008							
11	1:52.661	33.412	44.864	34.385	148.8	35:07.669							
12	1:55.083	35.314	45.450	34.319	145.7	37:02.752							
13	1:51.767	33.214	44.650	33.903	150.0	38:54.519							
14	2:54.503 B	33.052	1:19.382	1:02.069	96.1	41:49.022							
15	7:56.698	6:37.977	44.633	34.088	35.2	49:45.720							
16	1:50.966	32.855	44.201	33.910	151.1	51:36.686							
17	1:51.784	33.062	44.267	34.455	150.0	53:28.470							
18	2:10.701 B	33.848	49.357	47.496	128.3	55:39.171							

165		Roberto Feccchio				
GDL Racing		Porsche 992 GT3 Cup				
1	3:09.828	1:23.409	1:04.392	42.027	88.3	3:09.828
2	2:16.614	39.760	55.471	41.383	122.7	5:26.442
3	2:02.699	36.664	49.150	36.885	136.6	7:29.141
4	1:59.582	35.222	47.794	36.566	140.2	9:28.723
5	2:03.951	37.209	49.343	37.399	135.3	11:32.674
6	2:00.193	35.016	48.179	36.998	139.5	13:32.867
7	1:58.191	34.598	47.528	36.065	141.8	15:31.058
8	2:17.464 B	35.142	49.218	53.104	122.0	17:48.522
9	5:03.696 B	3:18.628	53.608	51.460	55.2	22:52.218
10	5:37.149	4:09.095	49.539	38.515	49.7	28:29.367
11	2:03.477	36.234	49.881	37.362	135.8	30:32.844
12	2:00.731	35.302	48.808	36.621	138.9	32:33.575
13	2:00.154	34.868	48.688	36.598	139.5	34:33.729
14	1:57.982	34.869	46.838	36.275	142.1	36:31.711
15	1:58.021	34.390	47.669	35.962	142.1	38:29.732
16	1:57.407	34.257	47.248	35.902	142.8	40:27.139
17	1:57.382	34.161	46.969	36.252	142.8	42:24.521
18	2:11.607 B	35.001	48.880	47.726	127.4	44:36.128
19	5:51.017	4:22.827	51.791	36.399	47.8	50:27.145
20	1:58.404	34.608	47.374	36.422	141.6	52:25.549
21	1:57.953	34.287	47.939	35.727	142.1	54:23.502

177		Jori Ala-Jyra				
EST1 Racing		Porsche 992 GT3 Cup				
1	4:22.927	2:51.221	54.217	37.489	63.8	4:22.927
2	2:01.995	36.597	49.694	35.704	137.4	6:24.922
3	1:56.233	33.777	47.473	34.983	144.2	8:21.155
4	1:54.651	33.932	46.440	34.279	146.2	10:15.806
5	1:54.193	34.121	46.264	33.808	146.8	12:09.999
6	1:52.239	33.052	45.335	33.852	149.4	14:02.238
7	2:01.460 B	33.166	44.913	43.381	138.0	16:03.698
8	13:22.109	...	46.903	34.266	20.9	29:25.807
9	1:53.942	33.970	45.153	34.819	147.1	31:19.749
10	1:52.930	34.283	45.106	33.541	148.5	33:12.679
11	1:51.054	33.167	44.807	33.080	151.0	35:03.733
12	1:50.567	32.573	44.579	33.415	151.6	36:54.300
13	1:48.400	32.266	43.588	32.546	154.7	38:42.700
14	1:59.824 B	32.356	44.086	43.382	139.9	40:42.524
15	6:05.384	4:42.782	48.372	34.230	45.9	46:47.908

786		tbc				
GetSpeed		Mercedes AMG GT3 2023				
1	2:44.563	1:28.657	43.446	32.460	101.9	2:44.563
2	1:44.541	31.140	41.724	31.677	160.4	4:29.104
3	1:43.961	31.030	41.870	31.061	161.3	6:13.065
4	1:42.718	30.948	41.060	30.710	163.2	7:55.783
5	1:43.033	30.665	41.139	31.229	162.7	9:38.816
6	1:43.868	31.266	41.717	30.885	161.4	11:22.684
7	1:42.981	30.445	41.328	31.208	162.8	13:05.665
8	1:43.550	31.256	41.319	30.975	161.9	14:49.215
9	1:48.365 B	30.811	40.981	36.573	154.7	16:37.580
10	6:18.177 B	4:32.071	54.329	51.777	44.3	22:55.757
11	7:07.766	5:50.986	43.463	33.317	39.2	30:03.523
12	1:45.925	31.646	42.049	32.230	158.3	31:49.448
13	1:44.571	31.060	41.751	31.760	160.3	33:34.019
14	1:44.015	31.072	41.347	31.596	161.2	35:18.034
15	1:44.983	30.980	41.502	32.501	159.7	37:03.017
16	1:47.622	32.874	42.166	32.582	155.8	38:50.639
17	1:53.323 B	31.683	42.269	39.371	147.9	40:43.962
18	4:51.337	3:32.161	44.998	34.178	57.5	45:35.299
19	1:49.259	32.011	43.596	33.652	153.4	47:24.558
20	1:48.011	31.732	43.132	33.147	155.2	49:12.569
21	1:47.326	31.816	42.851	32.659	156.2	50:59.895
22	1:47.455	31.598	43.110	32.747	156.0	52:47.350
23	1:57.246 B	31.990	43.462	41.794	143.0	54:44.596