

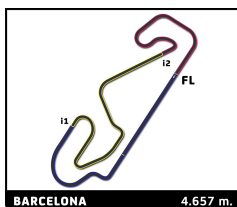
## FORMULA REGIONAL BY ALPINE 2023 6H BARCELONA - ESPÍRITU DE MONTJUÏC

Private Practice 1

### Sector Analysis

Lap	Time	Sector 1	Sector 2	Sector 3	T.Sp	Elapsed	Lap	Time	Sector 1	Sector 2	Sector 3	T.Sp	Elapsed
<b>3</b> <b>Alessandro GIUSTI</b> FRA G4 RACING Tatuus T-318							<b>7</b> <b>Lorenzo FLUXA</b> ESP PREMA RACING Tatuus T-318						
1	2:34.715	1:14.425	46.268	34.022	168.8	2:34.715	1	3:20.991	2:00.948	46.939	33.104	151.4	3:20.991
2	2:01.013B	33.865	44.836	42.312	232.8	4:35.728	2	1:47.963	32.905	42.858	32.200	234.3	5:08.954
3	13:08.202B	...	45.790	47.356	172.8	17:43.930	3	1:59.202B	33.024	43.806	42.372	236.3	7:08.156
4	6:08.660	4:53.627	44.768	30.265	161.5	23:52.590	4	15:45.747	...	46.105	33.829	170.1	22:53.903
5	1:40.605	31.426	40.039	29.140	235.3	25:33.195	5	1:48.318	33.691	43.176	31.451	214.0	24:42.221
6	1:38.702	30.387	39.459	28.856	238.4	27:11.897	6	1:50.231	33.842	45.146	31.243	218.3	26:32.452
7	1:38.307	30.172	39.423	28.712	241.6	28:50.204	7	1:39.449	30.659	39.846	28.944	237.9	28:11.901
8	1:50.146B	30.241	40.125	39.780	240.0	30:40.350	8	1:38.664	30.376	39.528	28.760	236.9	29:50.565
9	4:00.572	2:40.687	46.661	33.224	142.9	34:40.922	9	1:38.316	30.192	39.390	28.734	240.0	31:28.881
10	1:55.251	37.111	46.025	32.115	146.7	36:36.173	10	1:40.712	31.350	40.554	28.808	240.0	33:09.593
11	1:46.222	35.455	41.513	29.254	157.6	38:22.395	11	1:38.422	30.337	39.427	28.658	239.5	34:48.015
12	1:39.710	31.151	39.721	28.838	233.3	40:02.105	12	1:51.283B	32.238	39.926	39.119	237.4	36:39.298
13	1:50.140B	30.041	39.369	40.730	240.5	41:52.245	13	4:08.887	2:52.535	43.488	32.864	178.5	40:48.185
							14	2:08.661B	33.213	47.107	48.341	240.0	42:56.846
<b>4</b> <b>Roman BILINSKI</b> POL TRIDENT Tatuus T-318							<b>8</b> <b>Rafael CAMARA</b> BRA PREMA RACING Tatuus T-318						
1	2:23.925B	52.144	48.752	43.029	161.1	2:23.925	1	3:28.184	1:58.145	53.710	36.329	128.5	3:28.184
2	3:34.489	2:20.196	42.548	31.745	174.2	5:58.414	2	1:52.723	34.953	45.805	31.965	218.3	5:20.907
3	1:47.994	32.472	43.125	32.397	234.8	7:46.408	3	1:46.902	32.780	42.472	31.650	235.8	7:07.809
4	2:01.524	34.628	51.550	35.346	232.8	9:47.932	4	1:55.444	32.823	43.511	39.110	235.3	9:03.253
5	2:00.073B	33.410	45.361	41.302	234.3	11:48.005	5	2:00.432B	32.999	43.308	44.125	234.8	11:03.685
6	6:50.788	5:28.376	47.995	34.417	151.4	18:38.793	6	10:33.862	9:14.008	46.184	33.670	155.1	21:37.547
7	1:48.315	34.802	43.072	30.441	208.3	20:27.108	7	1:51.554	34.329	45.217	32.008	211.1	23:29.101
8	1:40.019	30.916	40.084	29.019	236.3	22:07.127	8	1:47.311	33.365	41.696	32.250	208.3	25:16.412
9	1:38.625	30.354	39.484	28.787	238.4	23:45.752	9	1:38.521	30.279	39.459	28.783	239.5	26:54.933
10	1:38.678	30.081	39.701	28.896	238.4	25:24.430	10	1:39.080	30.071	40.055	28.954	241.6	28:34.013
11	1:46.444	33.874	43.365	29.205	238.9	27:10.874	11	1:39.674	31.732	39.396	28.546	241.6	30:13.687
12	1:38.366	30.111	39.468	28.787	239.5	28:49.240	12	1:40.291	30.017	39.705	30.569	241.6	31:53.978
13	1:37.959	29.936	39.408	28.615	241.1	30:27.199	13	1:38.239	30.152	39.278	28.809	238.9	33:32.217
14	1:49.883B	30.215	39.941	39.727	241.1	32:17.082	14	1:50.938B	30.103	39.403	41.432	240.5	35:23.155
15	6:51.911	5:40.210	41.132	30.569	174.0	39:08.993	15	5:29.037	4:07.560	49.260	32.217	121.6	40:52.192
16	1:39.472	30.595	39.657	29.220	238.4	40:48.465	16	2:09.377B	32.234	48.961	48.182	231.3	43:01.569
17	1:55.851B	30.237	40.435	45.179	247.7	42:44.316							
<b>5</b> <b>Tom LEBBON</b> GBR ARDEN Tatuus T-318							<b>9</b> <b>Charlie WURZ</b> AUT ART GRAND PRIX Tatuus T-318						
1	2:31.745	1:02.874	51.271	37.600	168.0	2:31.745	1	3:31.184	2:13.745	45.085	32.354	166.5	3:31.184
2	1:57.194	35.436	47.383	34.375	232.8	4:28.939	2	1:56.414B	33.046	43.282	40.086	235.8	5:27.598
3	1:50.045	33.363	44.101	32.581	235.3	6:18.984	3	15:49.557	...	45.614	31.674	154.9	21:17.155
4	2:00.830B	32.359	44.098	44.373	236.3	8:19.814	4	1:45.775	33.640	41.463	30.672	204.7	23:02.930
5	5:06.362	3:50.124	44.317	31.921	173.4	13:26.176	5	1:42.688	32.589	40.414	29.685	217.0	24:45.618
6	1:46.662	32.648	42.649	31.365	236.9	15:12.838	6	1:38.791	30.240	39.819	28.732	239.5	26:24.409
7	1:45.825	32.277	42.267	31.281	235.8	16:58.663	7	1:38.423	30.090	39.493	28.840	237.9	28:02.832
8	2:07.080B	34.879	46.114	46.087	233.8	19:05.743	8	1:46.446	34.170	43.145	29.131	230.8	29:49.278
9	4:44.711	3:23.195	46.993	34.523	160.8	23:50.454	9	1:38.172	30.100	39.491	28.581	239.5	31:27.450
10	1:47.967	34.132	42.887	30.948	217.9	25:38.421	10	1:51.245B	33.279	40.876	37.090	238.4	33:18.695
11	1:43.028	31.953	41.155	29.920	235.3	27:21.449	11	4:57.211	3:39.914	45.939	31.358	173.7	38:15.906
12	1:39.870	30.564	40.086	29.220	240.5	29:01.319	12	1:45.400	34.273	41.332	29.795	212.8	40:01.306
13	1:38.618	30.216	39.569	28.833	241.6	30:39.937	13	1:56.475B	33.145	40.256	43.074	200.6	41:57.781
14	1:57.439B	32.695	42.225	42.519	232.8	32:37.376							
15	4:48.839	3:30.773	45.282	32.784	158.5	37:26.215							
16	1:46.886	33.708	42.516	30.662	214.4	39:13.101							
17	1:44.551	31.390	41.203	31.958	237.9	40:57.652							
18	2:14.926B	30.341	54.493	50.092	241.1	43:12.578							
<b>10</b> <b>Joshua DURKSEN</b> PAR ARDEN Tatuus T-318							<b>10</b> <b>Joshua DURKSEN</b> PAR ARDEN Tatuus T-318						
1	2:31.232	1:01.268	52.790	37.174	156.2	2:31.232	1	2:31.232	1:01.268	52.790	37.174	156.2	2:31.232
2	2:01.318	37.776	47.927	35.615	201.0	4:32.550	2	2:01.318	37.776	47.927	35.615	201.0	4:32.550



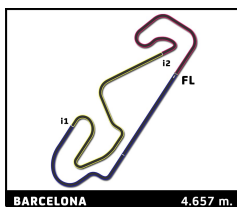


## FORMULA REGIONAL BY ALPINE 2023 6H BARCELONA - ESPÍRITU DE MONTJUÏC Private Practice 1

### Sector Analysis

_ Invalidated Lap							■ Personal Best							■ Session Best							B Crossing the pit lane						
Lap	Time	Sector 1	Sector 2	Sector 3	T.Spd	Elapsed	Lap	Time	Sector 1	Sector 2	Sector 3	T.Spd	Elapsed	Lap	Time	Sector 1	Sector 2	Sector 3	T.Spd	Elapsed	Lap	Time	Sector 1	Sector 2	Sector 3	T.Spd	Elapsed
3	2:00.849	36.491	48.968	35.390	193.1	6:33.399	7	1:38.019	30.181	39.212	28.626	236.9	26:08.971														
4	2:02.634B	36.100	45.308	41.226	180.6	8:36.033	8	1:47.935	31.950	45.707	30.278	238.9	27:56.906														
5	27:17.592	...	48.053	34.004	170.7	35:53.625	9	1:37.662	30.046	39.282	28.334	238.4	29:34.568														
6	1:50.379	35.074	44.081	31.224	218.8	37:44.004	10	1:45.049B	30.016	39.255	35.778	238.9	31:19.617														
7	1:44.148	33.007	41.967	29.174	227.9	39:28.152	11	5:43.885	4:25.434	45.817	32.634	161.8	37:03.502														
8	1:38.637	30.230	39.712	28.695	240.0	41:06.789	12	1:49.759	34.680	43.870	31.209	194.1	38:53.261														
9	2:13.016B	30.537	49.843	52.636	239.5	43:19.805	13	1:42.560	31.613	40.895	30.052	234.3	40:35.821														
<b>11 Levente REVESZ</b> HUN							<b>15 Sami MEGUETOUNIF</b> FRA																				
ARDEN Tatuus T-318							MP MOTORSPORT Tatuus T-318																				
1	3:23.495	2:02.678	47.126	33.691	165.2	3:23.495	1	2:41.914B	1:00.660	52.353	48.901	165.2	2:41.914														
2	1:47.153	32.685	42.827	31.641	233.8	5:10.648	2	16:00.821	...	46.209	33.311	162.0	18:42.735														
3	1:48.301	32.487	42.905	32.909	235.3	6:58.949	3	1:49.947	35.598	43.777	30.572	205.5	20:32.682														
4	1:48.805	32.707	43.277	32.821	235.3	8:47.754	4	1:45.055	33.281	42.427	29.347	203.2	22:17.737														
5	1:51.754	33.456	44.411	33.887	232.8	10:39.508	5	1:39.309	30.595	39.618	29.096	237.4	23:57.046														
6	2:02.280B	34.522	45.300	42.458	232.3	12:41.788	6	1:49.640	33.709	44.338	31.593	238.4	25:46.686														
7	7:17.033	5:57.737	46.772	32.524	149.3	19:58.821	7	2:05.125B	34.226	47.647	43.252	237.4	27:51.811														
8	1:46.689	32.746	42.297	31.646	227.9	21:45.510	8	15:49.530B	...	49.058	47.038	159.2	43:41.341														
9	1:44.090	31.697	41.785	30.608	231.8	23:29.600																					
10	1:40.020	30.847	40.131	29.042	239.5	25:09.620																					
11	1:39.013	30.382	39.753	28.878	239.5	26:48.633																					
12	1:49.782	32.535	48.036	29.211	240.5	28:38.415																					
13	1:39.234	30.266	40.008	28.960	240.5	30:17.649																					
14	1:47.482	33.440	44.921	29.121	242.7	32:05.131																					
15	1:48.637B	30.406	39.996	38.235	238.4	33:53.768																					
16	5:03.701	3:47.223	44.911	31.567	170.1	38:57.469																					
17	1:44.208	32.077	42.012	30.119	233.8	40:41.677																					
18	1:58.102B	31.072	40.652	46.378	235.3	42:39.779																					
<b>12 Andrea Kimi ANTONELLI</b> ITA							<b>17 Dilano VAN 'T HOFF</b> NED																				
PREMA RACING Tatuus T-318							MP MOTORSPORT Tatuus T-318																				
1	4:39.771	3:04.263	52.968	42.540	166.7	4:39.771	1	2:22.645	57.495	51.156	33.994	150.0	2:22.645														
2	2:06.357	36.815	52.729	36.813	232.8	6:46.128	2	1:52.691	34.745	44.736	33.210	226.5	4:15.336														
3	1:44.392	31.946	41.312	31.134	237.4	8:30.520	3	1:53.600	33.493	44.973	35.134	235.8	6:08.936														
4	2:22.317B	40.921	52.194	49.202	199.9	10:52.837	4	2:13.140B	37.417	49.616	46.107	228.9	8:22.076														
5	10:15.800	8:55.005	46.490	34.305	168.3	21:08.637	5	13:14.602	...	50.348	33.916	138.0	21:36.678														
6	1:51.378	35.111	43.885	32.382	221.4	23:00.015	6	1:50.868	33.961	43.772	33.135	219.6	23:27.546														
7	1:50.981	33.416	43.708	33.857	213.2	24:50.996	7	1:44.707	33.448	41.535	29.724	228.9	25:12.253														
8	1:39.027	30.581	39.693	28.753	237.4	26:30.023	8	1:38.587	30.287	39.429	28.871	238.9	26:50.840														
9	1:38.445	30.186	39.628	28.631	240.5	28:08.468	9	1:55.697	35.003	48.930	31.764	240.5	28:46.537														
10	1:37.942	30.117	39.345	28.480	240.0	29:46.410	10	1:39.039	30.738	39.515	28.786	238.9	30:25.576														
11	1:37.764	30.062	39.255	28.447	240.5	31:24.174	11	2:04.083B	35.088	48.923	40.072	238.9	32:29.659														
12	1:37.841	30.097	39.210	28.534	238.9	33:02.015	12	5:39.255	4:15.671	49.847	33.737	146.1	38:08.914														
13	1:59.571	44.719	44.662	30.190	120.1	35:01.586	13	1:49.085	33.699	43.033	32.353	224.6	39:57.999														
14	1:38.395	30.162	39.340	28.893	238.4	36:39.981	14	1:57.732B	33.146	42.244	42.342	220.1	41:55.731														
15	1:38.373	30.260	39.441	28.672	237.4	38:18.354																					
16	1:39.202	30.952	39.491	28.759	240.0	39:57.556																					
17	1:48.127B	30.273	39.430	38.424	240.5	41:45.683																					
<b>13 Joshua DUFEK</b> CHE							<b>18 Laurens VAN HOEPEN</b> NED																				
VAN AMERSFOORT RACING Tatuus T-318							ART GRAND PRIX Tatuus T-318																				
1	2:49.770	1:27.316	47.497	34.957	169.3	2:49.770	1	3:30.605	2:11.222	45.424	33.959	170.7	3:30.605														
2	2:03.555B	34.560	44.909	44.086	234.3	4:53.325	2	1:58.754B	33.049	43.300	42.405	234.8	5:29.359														
3	14:26.379	...	46.776	33.002	170.7	19:19.704	3	16:27.500	...	41.744	30.053	172.0	21:56.859														
4	1:51.032	36.484	43.681	30.867	184.9	21:10.736	4	1:42.822	32.128	41.101	29.593	237.4	23:39.681														
5	1:41.873	31.624	40.455	29.794	231.3	22:52.609	5	1:39.540	30.598	39.857	29.085	238.9	25:19.221														
6	1:38.343	30.209	39.559	28.575	237.4	24:30.952	6	1:38.984	30.300	39.659	29.025	240.0	26:58.205														
							7	1:38.833	30.231	39.705	28.897	241.6	28:37.038														
							8	1:38.221	30.116	39.319	28.786	240.0	30:15.259														
							9	1:52.383B	32.836	41.929	37.618	241.1	32:07.642														
							10	4:32.784	3:18.343	42.885	31.556	176.5	36:40.426														
							11	1:44.037	33.417	41.081	29.539	201.7	38:24.463														
							12	1:42.605	33.252	40.171	29.182	207.9	40:07.068														
							13	1:52.704B	30.029	39.196	43.479	240.0	41:59.772														
<b>21 Kirill SMAL</b> KGZ																											
MONOLITE RACING Tatuus T-318																											
1	17:47.801B	...	53.716	45.453	129.0	17:47.801																					
2	6:16.377	4:56.094	47.562	32.721	156.0	24:04.178																					





## FORMULA REGIONAL BY ALPINE 2023

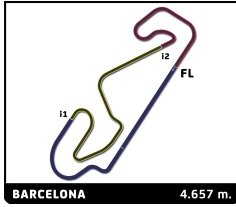
### 6H BARCELONA - ESPÍRITU DE MONTJUÏC

#### Private Practice 1

#### Sector Analysis

_ Invalidated Lap							■ Personal Best		■ Session Best		■ Crossing the pit lane		
Lap	Time	Sector 1	Sector 2	Sector 3	T.Spd	Elapsed	Lap	Time	Sector 1	Sector 2	Sector 3	T.Spd	Elapsed
<b>23</b> Oleksandr PARTYSHEV UKR KIC MOTORSPORT Tatuus T-318													
1	3:33.987	2:10.760	48.132	35.095	154.9	3:33.987							
2	1:57.839	35.332	47.730	34.777	232.8	5:31.826							
3	2:04.720B	35.066	46.132	43.522	229.4	7:36.546							
4	6:59.544	5:41.691	44.913	32.940	172.0	14:36.090							
5	1:58.871B	33.404	44.037	41.430	232.8	16:34.961							
6	6:57.057	5:40.994	44.273	31.790	167.8	23:32.018							
7	1:44.863	33.894	41.345	29.624	217.9	25:16.881							
8	1:41.866	31.150	40.628	30.088	236.3	26:58.747							
9	1:40.049	30.655	40.261	29.133	241.6	28:38.796							
10	1:40.953	30.812	40.715	29.426	242.7	30:19.749							
11	1:40.003	30.580	40.189	29.234	238.4	31:59.752							
12	1:40.161	30.672	40.062	29.427	236.9	33:39.913							
13	1:50.643B	30.755	40.008	39.880	237.4	35:30.556							
14	7:45.934B	5:57.121	58.379	50.434	171.2	43:16.490							
<b>25</b> Marcus AMAND FRA ART GRAND PRIX Tatuus T-318													
1	3:34.185	2:14.751	46.081	33.353	165.0	3:34.185							
2	1:58.437B	33.127	43.198	42.112	234.3	5:32.622							
3	17:08.914	...	44.898	30.771	169.6	22:41.536							
4	1:42.952	32.152	41.443	29.357	234.8	24:24.488							
5	1:39.554	30.735	39.964	28.855	237.9	26:04.042							
6	1:38.585	30.262	39.550	28.773	238.9	27:42.627							
7	1:38.623	30.391	39.538	28.694	237.9	29:21.250							
8	1:38.465	30.234	39.533	28.698	237.9	30:59.715							
9	1:58.666B	30.316	47.867	40.483	239.5	32:58.381							
10	4:26.485	3:12.725	43.254	30.506	173.4	37:24.866							
11	1:44.431	32.737	41.575	30.119	214.4	39:09.297							
12	1:46.825	33.495	41.360	31.970	216.6	40:56.122							
13	2:11.878B	30.053	54.165	47.660	239.5	43:08.000							
<b>27</b> Kas HAVERKORT NED VAN AMERSFOORT RACING Tatuus T-318													
1	2:48.508	1:25.815	48.110	34.583	170.1	2:48.508							
2	2:03.744B	33.875	45.967	43.902	234.3	4:52.252							
3	15:36.610	...	45.851	33.822	160.8	20:28.862							
4	1:53.706	36.380	45.735	31.591	182.7	22:22.568							
5	1:46.093	33.587	42.662	29.844	230.3	24:08.661							
6	1:38.841	30.442	39.606	28.793	240.5	25:47.502							
7	1:41.149	32.251	40.272	28.626	242.1	27:28.651							
8	1:37.555	30.042	39.105	28.408	238.9	29:06.206							
9	1:47.723B	29.941	39.325	38.457	240.0	30:53.929							
10	5:49.244	4:27.455	49.002	32.787	167.5	36:43.173							
11	1:50.054	35.448	43.401	31.205	179.7	38:33.227							
12	1:47.683	33.218	42.810	31.655	216.1	40:20.910							
13	1:50.731B	29.839	39.232	41.660	240.5	42:11.641							
<b>29</b> Enzo SCIONTI USA MONOLITE RACING Tatuus T-318													
1	2:49.229B	1:08.717	48.088	52.424	170.4	2:49.229							
2	5:47.350	4:30.488	44.036	32.826	172.6	8:36.579							
3	1:50.531	33.641	43.627	33.263	236.3	10:27.110							
4	1:56.490	34.230	44.746	37.514	234.8	12:23.600							
5	2:08.696B	34.487	46.056	48.153	233.3	14:32.296							
6	7:32.687	6:11.609	49.070	32.008	152.7	22:04.983							
7	1:48.313	33.041	44.938	30.334	235.3	23:53.296							
8	1:41.392	31.178	40.315	29.899	237.9	25:34.688							
9	1:39.137	30.493	39.856	28.788	239.5	27:13.825							
10	1:39.172	30.435	39.806	28.931	239.5	28:52.997							
11	1:39.312	30.420	39.882	29.010	238.4	30:32.309							
12	1:50.895B	30.577	40.011	40.307	238.4	32:23.204							
13	5:23.349	4:04.227	46.686	32.436	176.8	37:46.553							
14	1:43.024	32.256	41.564	29.204	233.3	39:29.577							
<b>30</b> Michael BELOV KGZ G4 RACING Tatuus T-318													
1	2:38.310	1:16.578	47.102	34.630	165.2	2:38.310							
2	2:03.866B	33.540	45.709	44.617	233.3	4:42.176							
3	13:38.015B	...	43.322	39.639	173.1	18:20.191							
4	7:55.937	6:41.269	44.062	30.606	171.2	26:16.128							
5	1:44.867	33.264	40.385	31.218	232.3	28:00.995							
6	1:38.698	30.499	39.522	28.677	237.4	29:39.693							
7	1:38.251	30.197	39.494	28.560	238.4	31:17.944							
8	1:38.131	30.135	39.493	28.503	237.9	32:56.075							
9	1:47.546B	30.112	39.604	37.830	238.9	34:43.621							
10	3:53.748	2:36.945	44.655	32.148	172.6	38:37.369							
11	1:48.813	35.158	42.082	31.573	197.3	40:26.182							
12	1:56.652B	32.321	42.562	41.769	230.8	42:22.834							
<b>33</b> Lucas MEDINA COL SAINTELOC RACING Tatuus T-318													
1	2:44.620	1:21.487	47.256	35.877	162.0	2:44.620							
2	1:52.262	33.845	44.704	33.713	234.3	4:36.882							
3	1:53.357	33.789	45.458	34.110	234.3	6:30.239							
4	1:56.674	35.460	46.255	34.959	231.3	8:26.913							
5	2:10.635B	34.932	47.998	47.705	232.8	10:37.548							
6	13:56.123	...	44.262	32.563	153.8	24:33.671							





**FORMULA REGIONAL BY ALPINE 2023**  
**6H BARCELONA - ESPÍRITU DE MONTJUÏC**  
 Private Practice 1

**Sector Analysis**

_ Invalidated Lap							■ Personal Best	■ Session Best	B Crossing the pit lane					
Lap	Time	Sector 1	Sector 2	Sector 3	T.Spd	Elapsed	Lap	Time	Sector 1	Sector 2	Sector 3	T.Spd	Elapsed	
7	1:43.719	32.497	41.425	29.797	220.5	26:17.390	9	1:39.869	30.911	39.992	28.966	238.4	25:06.191	
8	1:40.311	30.961	40.323	29.027	235.3	27:57.701	10	1:39.136	30.425	39.681	29.030	239.5	26:45.327	
9	1:39.446	30.559	39.815	29.072	236.9	29:37.147	11	1:43.103	30.796	39.517	32.790	242.7	28:28.430	
10	1:42.110	30.605	40.446	31.059	236.9	31:19.257	12	1:38.383	30.355	39.340	28.688	240.0	30:06.813	
11	1:41.022	30.797	39.947	30.278	236.9	33:00.279	13	1:48.638 B	30.224	39.933	38.481	238.9	31:55.451	
12	1:54.728 B	31.615	40.462	42.651	234.3	34:55.007	14	8:51.351	7:26.638	50.800	33.913	149.8	40:46.802	
13	4:30.940	3:15.585	43.825	31.530	173.4	39:25.947	15	2:19.093 B	36.155	56.167	46.771	179.7	43:05.895	
14	1:46.559	34.198	41.966	30.395	226.5	41:12.506								
15	2:10.057 B	33.496	46.644	49.917	233.8	43:22.563								

<b>34</b>	<b>Martinius STENSHORNE</b>	NOR				
R-ACE GP		Tatuus T-318				
1	3:18.605	1:59.222	46.178	33.205	143.4	3:18.605
2	1:49.526	32.831	44.034	32.661	233.3	5:08.131
3	1:50.663	33.129	44.224	33.310	234.3	6:58.794
4	2:02.472 B	34.947	44.779	42.746	233.3	9:01.266
5	8:36.053	7:07.219	52.814	36.020	138.9	17:37.319
6	1:56.139 B	33.132	43.079	39.928	230.8	19:33.458
7	7:17.164	5:59.018	46.233	31.913	167.0	26:50.622
8	1:45.969	33.467	42.681	29.821	226.5	28:36.591
9	1:40.636	31.579	40.009	29.048	219.6	30:17.227
10	1:38.452	30.276	39.377	28.799	240.0	31:55.679
11	1:38.234	30.221	39.403	28.610	239.5	33:33.913
12	1:43.695	32.749	40.705	30.241	231.3	35:17.608
13	1:38.273	30.128	39.553	28.592	238.9	36:55.881
14	1:38.145	30.138	39.378	28.629	238.9	38:34.026
15	1:44.143	31.486	42.732	29.925	240.0	40:18.169
16	1:46.663 B	30.224	39.416	37.023	240.5	42:04.832

<b>43</b>	<b>Owen TANGAVELOU</b>	FRA				
TRIDENT		Tatuus T-318				
1	2:17.799	50.945	50.279	36.575	155.3	2:17.799
2	1:53.527	36.112	44.753	32.662	199.1	4:11.326
3	1:51.677	33.180	45.583	32.914	233.8	6:03.003
4	1:50.137	33.174	43.718	33.245	235.3	7:53.140
5	2:05.578 B	34.012	46.957	44.609	231.3	9:58.718
6	10:14.504	8:54.072	47.545	32.887	153.3	20:13.222
7	1:47.541	34.445	42.880	30.216	206.7	22:00.763
8	1:40.954	31.285	40.399	29.270	236.3	23:41.717
9	1:39.413	30.627	39.682	29.104	237.4	25:21.130
10	1:38.794	30.348	39.486	28.960	238.4	26:59.924
11	1:41.846	30.262	40.106	31.478	240.5	28:41.770
12	1:38.710	30.264	39.508	28.938	238.4	30:20.480
13	1:55.407 B	30.541	40.100	44.766	241.1	32:15.887
14	8:07.267	6:44.830	49.330	33.107	141.6	40:23.154
15	1:58.649 B	33.072	43.551	42.026	227.0	42:21.803

<b>47</b>	<b>Nikhil BOHRA</b>	USA				
TRIDENT		Tatuus T-318				
1	2:16.010	53.043	48.922	34.045	153.1	2:16.010
2	1:51.756	35.435	43.742	32.579	198.4	4:07.766
3	1:49.048	32.873	43.430	32.745	235.3	5:56.814
4	1:52.088	33.325	44.014	34.749	233.8	7:48.902
5	2:25.594 B	44.038	55.925	45.631	198.8	10:14.496
6	9:34.157	8:03.834	53.198	37.125	116.9	19:48.653
7	1:52.007	36.607	43.857	31.543	195.9	21:40.660
8	1:45.662	32.751	42.666	30.245	219.2	23:26.322

<b>64</b>	<b>Maya WEUG</b>	NED				
KIC MOTORSPORT		Tatuus T-318				
1	2:36.383	1:14.647	46.999	34.737	152.9	2:36.383
2	1:53.152	34.279	44.906	33.967	232.3	4:29.535
3	1:50.422	33.510	44.079	32.833	233.8	6:19.957
4	1:51.111	33.037	43.938	34.136	233.3	8:11.068
5	2:05.998 B	34.463	46.069	45.466	229.9	10:17.066
6	13:04.420	...	44.014	31.597	162.0	23:21.486
7	1:43.108	32.638	40.917	29.553	220.1	25:04.594
8	1:40.266	30.920	40.160	29.186	234.8	26:44.860
9	1:39.162	30.608	39.722	28.832	240.5	28:24.022
10	1:38.902	30.446	39.604	28.852	237.9	30:02.924
11	1:45.395	30.449	39.538	35.408	239.5	31:48.319
12	1:41.477	31.856	40.431	29.190	235.8	33:29.796
13	1:50.452 B	30.622	40.030	39.800	237.9	35:20.248
14	6:09.206	4:54.741	43.410	31.055	170.1	41:29.454
15	2:14.792 B	38.004	49.349	47.439	160.8	43:44.246

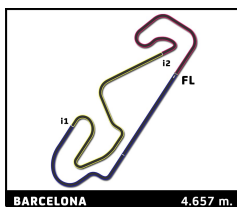
  

<b>65</b>	<b>Santiago RAMOS</b>	MEX				
RPM		Tatuus T-318				
1	2:23.830	1:04.567	46.234	33.029	169.9	2:23.830
2	1:48.533	33.223	43.337	31.973	235.3	4:12.363
3	1:57.513 B	32.526	43.380	41.607	238.4	6:09.876
4	5:14.998	3:52.825	48.695	33.478	153.6	11:24.874
5	1:50.456	35.048	44.917	30.491	222.3	13:15.330
6	1:42.702	32.405	41.286	29.011	238.4	14:58.032
7	1:39.091	30.843	39.644	28.604	237.9	16:37.123
8	1:38.625	30.454	39.589	28.582	240.0	18:15.748
9	1:38.442	30.261	39.492	28.689	237.9	19:54.190
10	1:49.720 B	30.414	39.601	39.705	237.9	21:43.910
11	14:30.111	...	44.127	31.883	171.5	36:14.021
12	1:47.902	33.101	43.005	31.796	231.8	38:01.923
13	1:42.755	32.194	41.056	29.505	233.8	39:44.678
14	1:37.153	29.965	38.877	28.311	238.9	41:21.831
15	2:16.409 B	42.265	47.534	46.610	239.5	43:38.240

<b>68</b>	<b>Niels KOOLEN</b>	NED				
VAN AMERSFOORT RACING		Tatuus T-318				
1	3:04.186	1:33.400	52.513	38.273	150.4	3:04.186
2	2:10.013 B	37.124	48.200	44.689	221.9	5:14.199
3	8:36.406	7:13.396	48.448	34.562	147.7	13:50.605
4	1:55.307	35.414	46.041	33.852	230.8	15:45.912
5	1:55.846	36.284	45.891	33.671	233.3	17:41.758
6	2:12.176 B	36.966	49.937	45.273	213.2	19:53.934
7	6:17.834	4:55.014	47.544	35.276	148.7	26:11.768
8	1:54.915	34.451	46.592	33.872	202.5	28:06.683
9	1:47.089	34.032	43.006	30.051	207.1	29:53.772
10	1:40.107	31.015	39.910	29.182	235.8	31:33.879
11	1:39.204	30.533	39.682	28.989	237.4	33:13.083





# FORMULA REGIONAL BY ALPINE 2023

## 6H BARCELONA - ESPÍRITU DE MONTJUÏC

Private Practice 1

### Sector Analysis

Lap	Time	Sector 1	Sector 2	Sector 3	T.Spd	Elapsed	Lap	Time	Sector 1	Sector 2	Sector 3	T.Spd	Elapsed
12	<b>1:39.103</b>	<b>30.445</b>	<b>39.614</b>	29.044	237.4	34:52.186	17	1:59.818B	31.760	46.166	41.892	217.0	42:13.886
13	1:39.839	30.547	40.261	29.031	236.3	36:32.025							
14	1:49.284B	30.600	39.858	38.826	236.3	38:21.309							
<b>73</b>	<b>Emerson FITTIPALDI Jr.</b> BRA						<b>85</b>	<b>Macéo CAPIETTO</b> FRA					
	SAINTELOC RACING Tatuus T-318							RPM Tatuus T-318					
1	2:41.926	1:20.355	47.316	34.255	150.0	2:41.926	1	2:26.207	1:04.759	47.576	33.872	167.3	2:26.207
2	1:52.772	34.030	44.548	34.194	233.3	4:34.698	2	1:48.021	32.902	43.199	31.920	234.3	4:14.228
3	1:55.181	34.482	45.268	35.431	232.8	6:29.879	3	1:47.434	32.487	42.901	32.046	236.9	6:01.662
4	2:09.017B	34.878	46.597	47.542	231.3	8:38.896	4	2:11.259B	34.655	51.245	45.359	235.3	8:12.921
5	15:38.525	...	45.573	32.127	137.6	24:17.421	5	10:51.403	9:37.241	43.465	30.697	160.8	19:04.324
6	1:49.852	36.304	43.471	30.077	204.7	26:07.273	6	1:41.838	31.698	40.720	29.420	229.9	20:46.162
7	1:45.296	34.123	41.734	29.439	205.9	27:52.569	7	1:39.293	30.630	39.692	28.971	238.9	22:25.455
8	1:39.586	30.618	39.994	28.974	237.4	29:32.155	8	1:39.054	30.430	39.692	28.932	241.1	24:04.509
9	1:39.095	<b>30.368</b>	39.751	28.976	236.9	31:11.250	9	1:49.629B	30.394	39.640	39.595	240.5	25:54.138
10	<b>1:38.995</b>	30.428	<b>39.694</b>	<b>28.873</b>	236.9	32:50.245	10	5:09.783	3:59.795	41.029	28.959	170.1	31:03.921
11	1:46.614	30.482	45.567	30.565	235.8	34:36.859	11	1:38.216	30.247	39.389	<b>28.580</b>	240.0	32:42.137
12	1:54.113B	30.417	41.118	42.578	236.9	36:30.972	12	<b>1:38.062</b>	30.144	<b>39.293</b>	28.625	238.9	34:20.199
13	5:55.546B	4:28.706	42.883	43.957	163.7	42:26.518	13	1:53.843B	<b>30.113</b>	45.010	38.720	239.5	36:14.042
							14	3:42.382	2:31.099	41.307	29.976	172.6	39:56.424
<b>75</b>	<b>Adam FITZGERALD</b> IRL						<b>88</b>	<b>Matias ZAGAZETA</b> PER					
	RPM Tatuus T-318							R-ACE GP Tatuus T-318					
1	2:53.847	1:31.942	47.116	34.789	150.0	2:53.847	1	2:47.664	1:23.878	48.351	35.435	166.2	2:47.664
2	2:04.050B	34.475	44.638	44.937	231.3	4:57.897	2	2:13.825B	33.931	48.835	51.059	231.3	5:01.489
3	3:38.002	2:21.307	43.508	33.187	172.3	8:35.899	3	2:09.857	53.872	43.401	32.584	160.4	7:11.346
4	1:49.853	33.323	43.163	33.367	234.3	10:25.752	4	1:49.390	33.363	43.434	32.593	235.3	9:00.736
5	1:51.607	33.987	44.228	33.392	232.3	12:17.359	5	1:55.025	33.529	45.733	35.763	233.8	10:55.761
6	2:10.508B	34.835	51.039	44.634	231.8	14:27.867	6	2:01.191B	34.427	45.438	41.326	231.3	12:56.952
7	6:25.370	5:05.158	48.269	31.943	144.8	20:53.237	7	5:51.444	4:30.905	46.259	34.280	167.0	18:48.396
8	1:45.078	32.581	42.187	30.310	231.3	22:38.315	8	1:48.696	33.033	43.143	32.520	231.3	20:37.092
9	1:42.525	31.670	41.136	29.719	228.9	24:20.840	9	2:00.545B	33.246	43.991	43.308	232.3	22:37.637
10	1:40.797	31.049	40.308	<b>29.440</b>	238.4	26:01.637	10	6:06.548	4:42.177	50.470	33.901	144.0	28:44.185
11	1:46.420	<b>30.870</b>	45.511	30.039	237.4	27:48.057	11	1:50.760	36.085	44.422	30.253	218.8	30:34.945
12	<b>1:40.633</b>	30.952	<b>40.143</b>	29.538	237.9	29:28.690	12	1:40.389	31.232	40.225	28.932	229.9	32:15.334
13	1:58.587B	31.799	45.628	41.160	236.3	31:27.277	13	1:38.636	30.667	39.400	28.569	234.3	33:53.970
14	7:22.955	6:03.338	47.271	32.346	159.2	38:50.232	14	<b>1:37.938</b>	30.320	<b>39.152</b>	<b>28.466</b>	235.8	35:31.908
15	1:48.130	33.380	44.804	29.946	225.6	40:38.362	15	1:40.335	32.117	39.633	28.585	221.0	37:12.243
16	1:59.578B	31.089	41.419	47.070	229.9	42:37.940	16	1:38.175	<b>30.243</b>	39.199	28.733	236.3	38:50.418
							17	1:57.089	34.679	48.831	33.579	235.3	40:47.507
<b>77</b>	<b>Tim TRAMNITZ</b> GER						<b>99</b>	<b>Giovanni MASCHIO</b> ITA					
	R-ACE GP Tatuus T-318							MONOLITE RACING Tatuus T-318					
1	2:48.427	1:24.503	48.511	35.413	161.8	2:48.427	1	2:53.715	1:17.903	56.762	39.050	136.8	2:53.715
2	1:56.907	34.483	46.285	36.139	226.0	4:45.334	2	2:13.092B	37.807	48.783	46.502	205.9	5:06.807
3	1:51.345	32.796	43.846	34.703	234.8	6:36.679	3	8:29.235	7:09.813	46.075	33.347	166.0	13:36.042
4	1:49.355	32.654	42.967	33.734	236.3	8:26.034	4	1:59.926B	34.148	43.907	41.871	233.3	15:35.968
5	1:58.021B	32.862	43.866	41.293	235.8	10:24.055	5	6:11.988	4:53.240	46.700	32.048	168.3	21:47.956
6	6:10.115	4:54.428	43.473	32.214	172.3	16:34.170	6	1:44.304	32.128	41.422	30.754	229.9	23:32.260
7	1:55.766B	32.644	43.495	39.627	232.8	18:29.936	7	1:41.470	31.299	40.703	29.468	238.4	25:13.730
8	4:44.037	3:24.660	46.283	33.094	157.8	23:13.973	8	1:40.180	30.756	40.327	29.097	239.5	26:53.910
9	1:47.928	33.550	42.876	31.502	205.1	25:01.901	9	1:39.580	30.584	40.129	28.867	238.9	28:33.490
10	1:42.029	32.336	40.789	28.904	214.9	26:43.930	10	<b>1:38.831</b>	<b>30.327</b>	<b>39.664</b>	<b>28.840</b>	238.9	30:12.321
11	1:38.196	30.488	39.239	28.469	238.4	28:22.126	11	2:02.089B	30.418	39.697	51.974	239.5	32:14.410
12	<b>1:37.706</b>	30.085	<b>39.217</b>	<b>28.404</b>	239.5	29:59.832							
13	1:37.921	<b>29.952</b>	39.325	28.644	239.5	31:37.753							
14	1:52.283B	35.110	40.475	36.698	234.8	33:30.036							
15	4:57.714	3:36.410	47.738	33.566	168.6	38:27.750							
16	1:46.318	34.014	42.024	30.280	214.4	40:14.068							

