

FORMULA REGIONAL BY ALPINE 2023

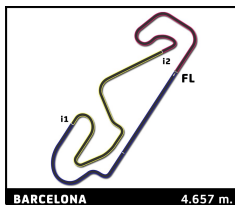
6H BARCELONA - ESPÍRITU DE MONTJUÏC

Race 1

Sector Analysis

Invalidated Lap Personal Best Session Best Crossing the pit lane

Lap	Time	Sector 1	Sector 2	Sector 3	Kph	Elapsed	Lap	Time	Sector 1	Sector 2	Sector 3	Kph	Elapsed	
3	Alessandro GIUSTI FRA							13	1:40.113	30.706	40.118	29.289	167.5	35:40.294
	G4 RACING Tatuus T-318							14	1:40.452	30.574	40.403	29.475	166.9	37:20.746
1	1:55.609	37.100	42.325	36.184	145.0	1:55.609	15	1:56.896	30.857	50.637	35.402	143.4	39:17.642	
2	2:25.978	45.314	58.242	42.422	114.8	4:21.587	16	1:59.894	35.467	43.946	40.481	139.8	41:17.536	
3	3:04.930 B	43.679	57.730	1:23.521	90.7	7:26.517	17	2:33.645	44.396	1:07.019	42.230	109.1	43:51.181	
4	12:24.619	...	52.934	40.299	22.5	19:51.136	18	2:28.896	52.706	55.603	40.587	112.6	46:20.077	
5	2:18.659	40.242	54.660	43.757	120.9	22:09.795	7 Lorenzo FLUXA ESP							
6	1:40.530	30.711	40.649	29.170	166.8	23:50.325		PREMA RACING Tatuus T-318						
7	1:39.757	30.428	40.288	29.041	168.1	25:30.082	1	1:49.115	34.795	40.301	34.019	153.6	1:49.115	
8	1:39.306	30.374	40.031	28.901	168.8	27:09.388	2	2:24.526	43.723	59.585	41.218	116.0	4:13.641	
9	1:38.970	30.150	39.886	28.934	169.4	28:48.358	3	2:53.490 B	43.951	57.004	1:12.535	96.6	7:07.131	
10	1:39.316	30.636	39.807	28.873	168.8	30:27.674	4	12:35.955	...	53.561	39.710	22.2	19:43.086	
11	1:38.788	30.216	39.743	28.829	169.7	32:06.462	5	5:23.885	39.835	54.459	49.591	116.5	22:06.971	
12	1:39.050	30.285	39.727	29.038	169.3	33:45.512	6	1:39.097	30.673	39.751	28.673	169.2	23:46.068	
13	1:38.850	30.092	39.873	28.885	169.6	35:24.362	7	1:38.137	30.121	39.429	28.587	170.8	25:24.205	
14	1:39.354	30.448	40.037	28.869	168.7	37:03.716	8	1:37.917	30.002	39.339	28.576	171.2	27:02.122	
15	1:45.092	30.408	42.635	32.049	159.5	38:48.808	9	1:38.131	30.084	39.403	28.644	170.8	28:40.253	
16	2:16.286	34.011	55.330	46.945	123.0	41:05.094	10	1:38.273	30.131	39.478	28.664	170.6	30:18.526	
17	2:36.183	45.277	1:07.245	43.661	107.3	43:41.277	11	1:38.200	29.998	39.505	28.697	170.7	31:56.726	
18	2:25.851	47.868	57.013	40.970	114.9	46:07.128	12	1:38.273	30.100	39.443	28.730	170.6	33:34.999	
4 Roman BILINSKI POL							13	1:38.227	30.051	39.470	28.706	170.7	35:13.226	
	TRIDENT Tatuus T-318						14	1:38.113	29.915	39.391	28.807	170.9	36:51.339	
1	1:57.735	36.934	43.173	37.628	142.4	1:57.735	15	1:41.112	30.252	39.674	31.186	165.8	38:32.451	
2	2:26.046	44.815	58.341	42.890	114.8	4:23.781	16	2:26.749	43.448	56.607	46.694	114.2	40:59.200	
3	3:07.847 B	43.260	58.666	1:25.921	89.2	7:31.628	17	2:37.352	46.106	1:05.006	46.240	106.5	43:36.552	
4	12:20.934	...	51.003	39.260	22.6	19:52.562	18	2:26.543	46.109	57.379	43.055	114.4	46:03.095	
5	2:18.038	40.804	54.516	42.718	121.5	22:10.600	8 Rafael CAMARA BRA							
6	1:40.573	30.515	40.770	29.288	166.7	23:51.173		PREMA RACING Tatuus T-318						
7	1:39.796	30.494	40.141	29.161	168.0	25:30.969	1	1:55.062	35.248	43.783	36.031	145.7	1:55.062	
8	1:39.560	30.362	40.066	29.132	168.4	27:10.529	2	2:25.529	45.265	58.373	41.891	115.2	4:20.591	
9	1:39.220	30.312	39.935	28.973	169.0	28:49.749	3	3:03.122 B	44.075	57.199	1:21.848	91.6	7:23.713	
10	1:39.323	30.245	39.922	29.156	168.8	30:29.072	4	12:26.744	...	52.929	40.460	22.5	19:50.457	
11	1:39.302	30.337	39.904	29.061	168.8	32:08.374	5	2:19.030	40.036	53.922	45.072	120.6	22:09.487	
12	1:39.053	30.320	39.749	28.984	169.3	33:47.427	6	1:40.525	30.786	40.625	29.114	166.8	23:50.012	
13	1:38.954	30.126	39.837	28.991	169.4	35:26.381	7	1:39.246	30.188	40.000	29.058	168.9	25:29.258	
14	1:38.996	30.058	39.826	29.112	169.4	37:05.377	8	1:38.825	30.134	39.789	28.902	169.6	27:08.083	
15	1:45.829	30.399	42.858	32.572	158.4	38:51.206	9	1:39.413	30.070	40.364	28.979	168.6	28:47.496	
16	2:16.071	35.043	53.599	47.429	123.2	41:07.277	10	1:38.761	30.158	39.613	28.990	169.8	30:26.257	
17	2:34.795	44.985	1:07.246	42.564	108.3	43:42.072	11	1:38.275	30.023	39.407	28.845	170.6	32:04.532	
18	2:26.026	48.653	57.124	40.249	114.8	46:08.098	12	1:39.046	30.435	39.818	28.793	169.3	33:43.578	
5 Tom LEBBON GBR							13	1:37.828	29.789	39.354	28.685	171.4	35:21.406	
	ARDEN Tatuus T-318						14	1:37.957	29.902	39.374	28.681	171.1	36:59.363	
1	2:09.667	38.985	44.231	46.451	129.3	2:09.667	15	1:41.176	29.838	40.396	30.942	165.7	38:40.539	
2	2:24.738	43.261	58.506	42.971	115.8	4:34.405	16	2:23.245	40.149	56.232	46.864	117.0	41:03.784	
3	13:16.765 B	46.278	59.923	...	21.0	17:51.170	17	2:36.686	45.409	1:07.079	44.198	107.0	43:40.470	
4	2:15.622	1:01.593	43.464	30.565	123.6	20:06.792	18	2:25.461	46.936	57.522	41.003	115.3	46:05.931	
5	2:08.914	37.701	53.851	37.362	130.0	22:15.706	9 Charlie WURZ AUT							
6	1:41.101	30.705	40.781	29.615	165.8	23:56.807		ART GRAND PRIX Tatuus T-318						
7	1:39.831	30.586	40.042	29.203	167.9	25:36.638	1	1:59.489	37.145	42.952	39.392	140.3	1:59.489	
8	1:40.682	30.439	40.201	30.042	166.5	27:17.320	2	2:25.029	43.602	58.653	42.774	115.6	4:24.518	
9	1:41.462	31.599	40.548	29.315	165.2	28:58.782	3	3:09.529 B	43.163	59.353	1:27.013	88.5	7:34.047	
10	1:39.816	30.790	39.919	29.107	168.0	30:38.598	4	12:19.182	...	49.691	38.663	22.7	19:53.229	
11	1:40.214	30.519	40.189	29.506	167.3	32:18.812	5	2:17.892	41.122	54.191	42.579	121.6	22:11.121	
12	1:41.369	31.099	40.457	29.813	165.4	34:00.181	6	1:40.408	30.584	40.385	29.439	167.0	23:51.529	



FORMULA REGIONAL BY ALPINE 2023

6H BARCELONA - ESPÍRITU DE MONTJUÏC

Race 1

Sector Analysis

— Invalidated Lap ■ Personal Best ■ Session Best B Crossing the pit lane

Lap	Time	Sector 1	Sector 2	Sector 3	Kph	Elapsed	Lap	Time	Sector 1	Sector 2	Sector 3	Kph	Elapsed
7	1:39.940	30.457	40.248	29.235	167.8	25:31.469	1	1:47.285	34.094	40.151	33.040	156.3	1:47.285
8	1:39.661	30.474	40.111	29.076	168.2	27:11.130	2	2:25.059	43.892	1:00.004	41.163	115.6	4:12.344
9	1:39.868	30.451	40.269	29.148	167.9	28:50.998	3	2:51.633B	43.852	57.152	1:10.629	97.7	7:03.977
10	1:39.627	30.444	40.035	29.148	168.3	30:30.625	4	12:38.208	...	53.482	39.883	22.1	19:42.185
11	1:39.374	30.424	39.879	29.071	168.7	32:09.999	5	2:23.922	39.610	54.300	50.012	116.5	22:06.107
12	1:39.396	30.446	39.895	29.055	168.7	33:49.395	6	1:38.253	30.174	39.580	28.499	170.6	23:44.360
13	1:39.216	30.322	39.809	29.085	169.0	35:28.611	7	1:37.697	29.850	39.358	28.489	171.6	25:22.057
14	1:39.253	30.316	39.892	29.045	168.9	37:07.864	8	1:37.749	29.898	39.338	28.513	171.5	26:59.806
15	1:44.745	30.311	42.037	32.397	160.1	38:52.609	9	1:37.962	29.918	39.380	28.664	171.1	28:37.768
16	2:15.198	34.801	53.368	47.029	124.0	41:07.807	10	1:37.921	29.985	39.275	28.661	171.2	30:15.689
17	2:34.786	45.528	1:06.974	42.284	108.3	43:42.593	11	1:37.936	29.999	39.393	28.544	171.2	31:53.625
18	2:25.795	49.123	56.842	39.830	115.0	46:08.388	12	1:38.040	29.956	39.387	28.697	171.0	33:31.665

10	Joshua DURKSEN						PAR
	ARDEN						Tatuus T-318
	1	2:00.893	37.354	43.078	40.461	138.7	2:00.893
	2	2:25.302	43.880	58.511	42.911	115.4	4:26.195
	3	3:14.078B	43.610	59.321	1:31.147	86.4	7:40.273
	4	12:14.462	...	48.376	38.317	22.8	19:54.735
	5	2:17.385	41.704	53.838	41.843	122.0	22:12.120
	6	1:40.216	30.687	40.301	29.228	167.3	23:52.336
	7	1:39.991	30.520	40.143	29.328	167.7	25:32.327
	8	1:39.707	30.566	40.035	29.106	168.1	27:12.034
	9	1:39.712	30.686	39.964	29.062	168.1	28:51.746
10	1:39.379	30.366	39.869	29.144	168.7	30:31.125	
11	1:39.528	30.417	39.842	29.269	168.4	32:10.653	
12	1:39.340	30.325	39.844	29.171	168.8	33:49.993	
13	1:39.231	30.323	39.785	29.123	169.0	35:29.224	
14	1:39.548	30.378	39.882	29.288	168.4	37:08.772	
15	1:48.742	31.321	44.179	33.242	154.2	38:57.514	
16	2:12.106	34.719	50.124	47.263	126.9	41:09.620	
17	2:34.334	45.789	1:06.307	42.238	108.6	43:43.954	
18	2:25.564	48.992	57.370	39.202	115.2	46:09.518	

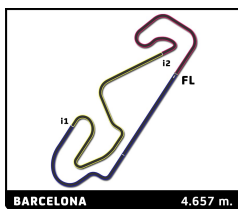
11	Levente REVESZ						HUN
	ARDEN						Tatuus T-318
	1	2:05.196	38.004	43.770	43.422	133.9	2:05.196
	2	2:25.067	43.379	59.227	42.461	115.6	4:30.263
	3	3:26.137B	45.412	59.920	1:40.805	81.3	7:56.400
	4	12:02.382	...	41.375	37.635	23.2	19:58.782
	5	2:15.144	41.452	54.407	39.285	124.1	22:13.926
	6	1:40.492	30.716	40.542	29.234	166.8	23:54.418
	7	1:39.674	30.380	40.265	29.029	168.2	25:34.092
	8	1:40.300	30.811	40.398	29.091	167.2	27:14.392
	9	1:40.298	30.291	40.315	29.692	167.2	28:54.690
10	1:40.305	30.627	40.458	29.220	167.1	30:34.995	
11	1:39.663	30.395	40.220	29.048	168.2	32:14.658	
12	1:39.756	30.599	40.076	29.081	168.1	33:54.414	
13	1:39.343	30.398	39.962	28.983	168.8	35:33.757	
14	1:39.458	30.358	40.046	29.054	168.6	37:13.215	
15	1:46.174	30.314	44.005	31.855	157.9	38:59.389	
16	2:12.299	35.354	49.705	47.240	126.7	41:11.688	
17	2:34.461	45.654	1:06.952	41.855	108.5	43:46.149	
18	2:25.609	49.503	58.098	38.008	115.1	46:11.758	

12	Andrea ANTONELLI						ITA
	PREMA RACING						Tatuus T-318

13	Joshua DUFEK						CHE
	VAN AMERSFOORT RACING						Tatuus T-318
	1	1:50.540	35.583	40.321	34.636	151.7	1:50.540
	2	2:24.363	43.869	59.096	41.398	116.1	4:14.903
	3	2:54.983B	44.282	56.681	1:14.020	95.8	7:09.886
	4	12:34.930	...	53.164	40.174	22.2	19:44.816
	5	2:22.655	39.440	54.608	48.607	117.5	22:07.471
	6	1:39.739	30.693	40.214	28.832	168.1	23:47.210
	7	1:38.597	30.310	39.526	28.761	170.0	25:25.807
	8	1:38.153	30.076	39.453	28.624	170.8	27:03.960
	9	1:38.181	29.979	39.557	28.645	170.8	28:42.141
10	1:38.278	30.073	39.555	28.650	170.6	30:20.419	
11	1:38.164	30.002	39.517	28.645	170.8	31:58.583	
12	1:38.303	30.025	39.597	28.681	170.5	33:36.886	
13	1:38.191	29.993	39.475	28.723	170.7	35:15.077	
14	1:38.255	30.032	39.566	28.657	170.6	36:53.332	
15	1:41.871	30.416	40.218	31.237	164.6	38:35.203	
16	2:25.322	41.979	56.564	46.779	115.4	41:00.525	
17	2:37.027	45.986	1:05.833	45.208	106.8	43:37.552	
18	2:26.314	46.619	57.024	42.671	114.6	46:03.866	

18	Laurens VAN HOEPEN						NED
	ART GRAND PRIX						Tatuus T-318
	1	1:54.265	36.814	41.464	35.987	146.7	1:54.265
	2	2:24.879	44.719	58.182	41.978	115.7	4:19.144
	3	3:00.506B	44.076	56.320	1:20.110	92.9	7:19.650
	4	12:29.606	...	52.923	41.124	22.4	19:49.256
	5	2:19.525	39.631	53.690	46.204	120.2	22:08.781
	6	1:40.096	30.786	40.118	29.192	167.5	23:48.877
	7	1:39.428	30.363	39.893	29.172	168.6	25:28.305
	8	1:38.912	30.181	39.732	28.999	169.5	27:07.217
	9	1:38.505	30.166	39.485	28.854	170.2	28:45.722
10	1:38.535	30.191	39.565	28.779	170.1	30:24.257	
11	1:38.544	29.984	39.767	28.793	170.1	32:02.801	
12	1:38.392	30.092	39.569	28.731	170.4	33:41.193	
13	1:38.364	30.045	39.562	28.757	170.4	35:19.557	
14	1:38.657	30.133	39.690	28.834	169.9	36:58.214	
15	1:41.591	30.131	40.330	31.130	165.0	38:39.805	





FORMULA REGIONAL BY ALPINE 2023

6H BARCELONA - ESPÍRITU DE MONTJUÏC

Race 1

Sector Analysis

— Invalidated Lap ■ Personal Best ■ Session Best B Crossing the pit lane

Lap	Time	Sector 1	Sector 2	Sector 3	Kph	Elapsed	Lap	Time	Sector 1	Sector 2	Sector 3	Kph	Elapsed
16	2:23.483	40.166	56.292	47.025	116.8	41:03.288	14	1:39.899	30.435	40.265	29.199	167.8	37:14.778
17	2:36.636	45.326	1:06.816	44.494	107.0	43:39.924	15	1:46.147	30.570	44.025	31.552	157.9	39:00.925
18	2:25.526	46.944	57.385	41.197	115.2	46:05.450	16	2:11.675	35.372	49.220	47.083	127.3	41:12.600

21	Kirill SMAL	KGZ
MONOLITE RACING		Tatuus T-318
1	2:02.177	37.805 43.055 41.317 137.2 2:02.177
2	2:25.370	44.154 58.522 42.694 115.3 4:27.547
3	3:18.275 B	43.853 1:00.287 1:34.135 84.6 7:45.822
4	12:10.810	... 46.058 38.801 22.9 19:56.632
5	2:16.111	40.992 53.988 41.131 123.2 22:12.743
6	1:40.284	30.619 40.418 29.247 167.2 23:53.027
7	1:40.009	30.646 40.111 29.252 167.6 25:33.036
8	1:40.128	30.750 40.010 29.368 167.4 27:13.164
9	1:40.133	30.318 40.826 28.989 167.4 28:53.297
10	1:39.032	30.194 39.814 29.024 169.3 30:32.329
11	1:39.274	30.277 39.938 29.059 168.9 32:11.603
12	1:39.110	30.140 39.985 28.985 169.2 33:50.713
13	1:38.995	30.186 39.886 28.923 169.4 35:29.708
14	1:39.654	30.394 40.247 29.013 168.2 37:09.362
15	1:44.992	30.396 43.200 31.396 159.7 38:54.354
16	2:14.418	34.387 52.826 47.205 124.7 41:08.772
17	2:34.779	45.563 1:06.710 42.506 108.3 43:43.551
18	2:25.427	48.978 56.990 39.459 115.3 46:08.978

23	Oleksandr PARTYSHEV	UKR
KIC MOTORSPORT		Tatuus T-318
1	2:03.226	37.982 43.225 42.019 136.1 2:03.226
2	2:25.656	43.643 58.935 43.078 115.1 4:28.882
3	3:18.292 B	44.810 58.690 1:34.792 84.5 7:47.174
4	12:09.895	... 45.473 38.751 23.0 19:57.069
5	2:16.154	41.453 54.009 40.692 123.1 22:13.223
6	1:40.332	30.775 40.409 29.148 167.1 23:53.555
7	1:40.118	30.623 40.209 29.286 167.5 25:33.673
8	1:40.205	31.016 40.057 29.132 167.3 27:13.878
9	1:40.475	30.472 40.205 29.798 166.9 28:54.353
10	1:40.153	30.742 40.188 29.223 167.4 30:34.506
11	1:39.410	30.474 39.909 29.027 168.6 32:13.916
12	1:39.560	30.374 40.025 29.161 168.4 33:53.476
13	1:39.416	30.545 39.893 28.978 168.6 35:32.892
14	1:39.687	30.460 40.040 29.187 168.2 37:12.579

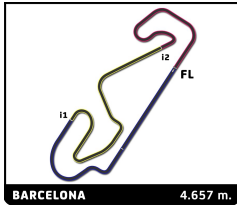
25	Marcus AMAND	FRA
ART GRAND PRIX		Tatuus T-318
1	2:07.335	38.483 43.921 44.931 131.7 2:07.335
2	2:24.336	43.307 59.066 41.963 116.2 4:31.671
3	13:15.670 B	46.609 59.499 ... 21.1 17:47.341
4	2:13.961	59.501 41.189 33.271 125.1 20:01.302
5	2:13.571	40.775 53.941 38.855 125.5 22:14.873
6	1:40.244	30.655 40.523 29.066 167.2 23:55.117
7	1:39.841	30.451 40.290 29.100 167.9 25:34.958
8	1:39.979	30.353 40.332 29.294 167.7 27:14.937
9	1:40.152	30.430 40.265 29.457 167.4 28:55.089
10	1:40.340	30.574 40.346 29.420 167.1 30:35.429
11	1:39.689	30.438 40.160 29.091 168.2 32:15.118
12	1:39.974	30.536 40.151 29.287 167.7 33:55.092
13	1:39.787	30.768 39.948 29.071 168.0 35:34.879

26	Victor BERNIER	FRA
MP MOTORSPORT		Tatuus T-318
1	1:53.540	36.426 41.493 35.621 147.7 1:53.540
2	2:24.552	44.470 58.313 41.769 116.0 4:18.092
3	2:58.643 B	44.373 56.573 1:17.697 93.8 7:16.735
4	12:31.803	... 53.229 41.067 22.3 19:48.538
5	2:20.033	39.063 54.577 46.393 119.7 22:08.571
6	1:40.821	31.340 40.249 29.232 166.3 23:49.392
7	1:39.378	30.323 40.060 28.995 168.7 25:28.770
8	1:38.975	30.261 39.782 28.932 169.4 27:07.745
9	1:39.371	30.116 40.324 28.931 168.7 28:47.116
10	1:38.606	30.125 39.601 28.880 170.0 30:25.722
11	1:38.423	30.091 39.550 28.782 170.3 32:04.145
12	1:40.084	30.562 39.775 29.747 167.5 33:44.229
13	1:38.705	30.291 39.572 28.842 169.9 35:22.934
14	1:38.656	30.267 39.634 28.755 169.9 37:01.590
15	1:41.023	30.090 41.207 29.726 166.0 38:42.613
16	2:21.762	38.569 56.520 46.673 118.3 41:04.375
17	2:36.374	45.456 1:07.211 43.707 107.2 43:40.749
18	2:26.044	47.893 57.025 41.126 114.8 46:06.793

27	Kas HAVERKORT	NED
VAN AMERSFOORT RACING		Tatuus T-318
1	1:48.570	34.535 40.182 33.853 154.4 1:48.570
2	2:24.570	43.682 59.706 41.182 116.0 4:13.140
3	2:52.249 B	44.017 56.951 1:11.281 97.3 7:05.389
4	12:37.296	... 53.451 39.786 22.1 19:42.685
5	2:23.894	39.867 54.378 49.649 116.5 22:06.579
6	1:38.618	30.424 39.709 28.485 170.0 23:45.197
7	1:37.971	30.041 39.440 28.490 171.1 25:23.168
8	1:37.997	30.062 39.445 28.490 171.1 27:01.165
9	1:37.852	30.011 39.369 28.472 171.3 28:39.017
10	1:37.894	30.015 39.360 28.519 171.3 30:16.911
11	1:37.826	30.079 39.297 28.450 171.4 31:54.737
12	1:37.809	29.856 39.435 28.518 171.4 33:32.546
13	1:38.090	30.068 39.437 28.585 170.9 35:10.636
14	1:38.069	29.860 39.595 28.614 171.0 36:48.705
15	1:42.867	30.136 39.714 33.017 163.0 38:31.572
16	2:27.262	43.856 56.535 46.871 113.8 40:58.834
17	2:37.434	46.104 1:04.893 46.437 106.5 43:36.268
18	2:26.401	46.028 57.458 42.915 114.5 46:02.669

29	Enzo SCIONTI	USA
MONOLITE RACING		Tatuus T-318
1	2:06.207	38.501 43.531 44.175 132.8 2:06.207
2	2:25.037	43.463 59.123 42.451 115.6 4:31.244
3	3:31.705 B	45.627 59.843 1:46.235 79.2 8:02.949
4	11:57.808	... 41.224 35.323 23.4 20:00.757
5	2:13.792	40.527 53.969 39.296 125.3 22:14.549
6	1:41.131	30.736 41.136 29.259 165.8 23:55.680
7	1:39.912	30.427 40.188 29.297 167.8 25:35.592





FORMULA REGIONAL BY ALPINE 2023

6H BARCELONA - ESPÍRITU DE MONTJUÏC

Race 1

Sector Analysis

— Invalidated Lap ■ Personal Best ■ Session Best B Crossing the pit lane

Lap	Time	Sector 1	Sector 2	Sector 3	Kph	Elapsed	Lap	Time	Sector 1	Sector 2	Sector 3	Kph	Elapsed
8	1:40.323	30.758	40.101	29.464	167.1	27:15.915	2	2:24.485	43.745	59.051	41.689	116.0	4:16.800
9	1:39.950	30.409	40.176	29.365	167.7	28:55.865	3	2:56.851 B	44.166	56.401	1:16.284	94.8	7:13.651
10	1:40.494	30.530	40.450	29.514	166.8	30:36.359	4	12:33.149	...	53.245	40.695	22.3	19:46.800
11	1:40.401	31.080	40.202	29.119	167.0	32:16.760	5	2:21.137	38.857	54.964	47.316	118.8	22:07.937
12	1:40.001	30.559	40.162	29.280	167.7	33:56.761	6	1:39.730	30.529	40.225	28.976	168.1	23:47.667
13	1:39.997	30.509	40.181	29.307	167.7	35:36.758	7	1:38.779	30.245	39.724	28.810	169.7	25:26.446
14	1:39.989	30.411	40.282	29.296	167.7	37:16.747	8	1:38.394	30.008	39.665	28.721	170.4	27:04.840
15	1:45.599	30.606	43.498	31.495	158.8	39:02.346	9	1:38.233	29.897	39.659	28.677	170.7	28:43.073
16	2:10.950	35.281	48.767	46.902	128.0	41:13.296	10	1:38.463	30.011	39.563	28.889	170.3	30:21.536
17	2:34.850	45.293	1:07.165	42.392	108.3	43:48.146	11	1:38.436	30.103	39.573	28.760	170.3	31:59.972
18	2:26.108	49.161	57.731	39.216	114.7	46:14.254	12	1:38.348	29.975	39.647	28.726	170.5	33:38.320

30	Michael BELOV	KGZ				
	G4 RACING	Tatuus T-318				
1	1:52.804	36.303	40.989	35.512	148.6	1:52.804
2	2:24.567	44.056	59.000	41.511	116.0	4:17.371
3	2:57.627 B	44.240	56.401	1:16.986	94.4	7:14.998
4	12:32.542	...	53.219	40.960	22.3	19:47.540
5	2:20.763	38.929	54.738	47.096	119.1	22:08.303
6	1:40.242	30.802	40.373	29.067	167.2	23:48.545
7	1:39.349	30.359	40.023	28.967	168.8	25:27.894
8	1:38.749	30.269	39.687	28.793	169.8	27:06.643
9	1:38.408	30.056	39.629	28.723	170.4	28:45.051
10	1:38.526	30.172	39.567	28.787	170.2	30:23.577
11	1:38.353	30.156	39.501	28.696	170.5	32:01.930
12	1:38.311	30.126	39.494	28.691	170.5	33:40.241
13	1:38.545	30.306	39.538	28.701	170.1	35:18.786
14	1:38.407	30.052	39.598	28.757	170.4	36:57.193
15	1:42.154	30.038	40.509	31.607	164.1	38:39.347
16	2:23.169	40.081	56.080	47.008	117.1	41:02.516
17	2:36.900	45.657	1:06.633	44.610	106.9	43:39.416
18	2:25.535	46.808	57.563	41.164	115.2	46:04.951

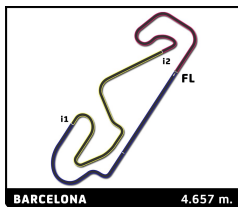
33	Lucas MEDINA	COL				
	SAINTELOC RACING	Tatuus T-318				
1	2:04.408	38.264	43.164	42.980	134.8	2:04.408
2	2:25.276	43.391	59.269	42.616	115.4	4:29.684
3	3:23.340 B	44.809	59.675	1:38.856	82.4	7:53.024
4	12:04.875	...	42.310	38.151	23.1	19:57.899
5	2:15.668	41.727	54.221	39.720	123.6	22:13.567
6	1:40.473	30.750	40.566	29.157	166.9	23:54.040
7	1:40.621	31.038	40.240	29.343	166.6	25:34.661
8	1:40.859	30.940	40.451	29.468	166.2	27:15.520
9	1:39.845	30.173	40.210	29.462	167.9	28:55.365
10	1:40.710	30.582	40.493	29.635	166.5	30:36.075
11	1:41.756	31.776	40.648	29.332	164.8	32:17.831
12	1:40.948	30.383	41.032	29.533	166.1	33:58.779
13	1:40.270	30.632	40.008	29.630	167.2	35:39.049
14	1:41.558	31.217	40.525	29.816	165.1	37:20.607
15	1:58.476	31.210	51.048	36.218	141.5	39:19.083
16	1:59.254	34.952	43.564	40.738	140.6	41:18.337
17	2:33.409	44.469	1:07.414	41.526	109.3	43:51.746
18	2:28.823	52.487	55.761	40.575	112.7	46:20.569

34	Martinus STENSHORNE	NOR				
	R-ACE GP	Tatuus T-318				
1	1:52.315	36.086	40.898	35.331	149.3	1:52.315

43	Owen TANGAVELOU	FRA				
	TRIDENT	Tatuus T-318				
1	1:54.679	36.643	42.165	35.871	146.2	1:54.679
2	2:25.164	44.972	58.098	42.094	115.5	4:19.843
3	3:01.350 B	44.150	56.620	1:20.580	92.4	7:21.193
4	12:28.699	...	53.040	40.769	22.4	19:49.892
5	2:19.277	39.693	53.823	45.761	120.4	22:09.169
6	1:40.536	30.892	40.434	29.210	166.8	23:49.705
7	1:40.030	30.384	40.618	29.028	167.6	25:29.735
8	1:39.026	30.342	39.731	28.953	169.3	27:08.761
9	1:39.318	30.293	39.867	29.158	168.8	28:48.079
10	1:39.100	30.400	39.761	28.939	169.2	30:27.179
11	1:38.828	30.237	39.637	28.954	169.6	32:06.007
12	1:39.033	30.259	39.802	28.972	169.3	33:45.040
13	1:38.856	30.000	39.760	29.096	169.6	35:23.896
14	1:39.193	30.609	39.706	28.878	169.0	37:03.089

47	Nikhil BOHRA	USA				
	TRIDENT	Tatuus T-318				
1	1:51.071	35.841	40.806	34.424	150.9	1:51.071
2	2:24.325	44.073	59.173	41.079	116.2	4:15.396
3	2:56.486 B	44.687	56.318	1:15.481	95.0	7:11.882
4	12:33.675	...	53.308	40.200	22.2	19:45.557
5	2:22.270	39.297	54.680	48.293	117.8	22:07.827
6	1:40.252	30.993	40.195	29.064	167.2	23:48.079
7	1:39.042	30.242	40.014	28.786	169.3	25:27.121
8	1:38.450	30.038	39.711	28.701	170.3	27:05.571
9	1:38.527	29.959	39.707	28.861	170.2	28:44.098
10	1:38.419	30.019	39.608	28.792	170.3	30:22.517
11	1:38.369	29.912	39.675	28.782	170.4	32:00.886
12	1:38.373	29.914	39.596	28.863	170.4	33:39.259
13	1:38.392	29.857	39.676	28.859	170.4	35:17.651
14	1:38.674	30.063	39.598	29.013	169.9	36:56.325
15	1:42.088	30.156	40.188	31.744	164.2	38:38.413
16	2:23.259	40.115	56.330	46.814	117.0	41:01.672
17	2:37.404	45.815	1:06.431	45.158	106.5	43:39.076
18	2:25.459	46.528	57.537	41.394	115.3	46:04.535





FORMULA REGIONAL BY ALPINE 2023

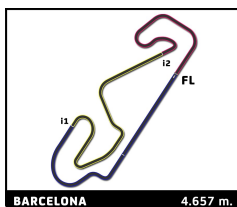
6H BARCELONA - ESPÍRITU DE MONTJUÏC

Race 1

Sector Analysis

— Invalidated Lap							■ Personal Best	■ Session Best	■ Crossing the pit lane					
Lap	Time	Sector 1	Sector 2	Sector 3	Kph	Elapsed	Lap	Time	Sector 1	Sector 2	Sector 3	Kph	Elapsed	
64 Maya WEUG							NED							
KIC MOTORSPORT							Tatuus T-318							
1	2:01.369	37.592	43.243	40.534	138.1	2:01.369	1	2:00.121	36.726	43.642	39.753	139.6	2:00.121	
2	2:25.128	44.191	58.364	42.573	115.5	4:26.497	2	2:25.145	43.754	58.780	42.611	115.5	4:25.266	
3	3:16.195B	43.906	59.491	1:32.798	85.5	7:42.692	3	3:12.148B	43.132	59.451	1:29.565	87.3	7:37.414	
4	12:12.321	...	48.149	38.152	22.9	19:55.013	4	12:16.771	...	49.309	38.645	22.8	19:54.185	
5	2:17.376	41.908	53.775	41.693	122.0	22:12.389	5	2:17.358	41.112	54.115	42.131	122.1	22:11.543	
6	1:40.297	30.606	40.518	29.173	167.2	23:52.686	6	1:40.386	30.589	40.427	29.370	167.0	23:51.929	
7	1:40.016	30.625	40.244	29.147	167.6	25:32.702	7	1:39.932	30.413	40.250	29.269	167.8	25:31.861	
8	1:40.091	30.625	40.264	29.202	167.5	27:12.793	8	1:39.800	30.385	40.225	29.190	168.0	27:11.661	
9	1:41.204	30.502	41.255	29.447	165.7	28:53.997	9	1:40.662	31.470	40.167	29.025	166.5	28:52.323	
10	1:39.680	30.470	40.053	29.157	168.2	30:33.677	10	1:39.492	30.447	40.041	29.004	168.5	30:31.815	
11	1:39.454	30.366	39.946	29.142	168.6	32:13.131	11	1:39.500	30.256	40.183	29.061	168.5	32:11.315	
12	1:39.394	30.413	39.885	29.096	168.7	33:52.525	12	1:40.409	30.782	40.412	29.215	167.0	33:51.724	
13	1:39.203	30.295	39.890	29.018	169.0	35:31.728	13	1:39.380	30.270	40.058	29.052	168.7	35:31.104	
14	1:39.559	30.428	40.000	29.131	168.4	37:11.287	14	1:39.210	30.367	39.863	28.980	169.0	37:10.314	
15	1:47.530	30.508	44.598	32.424	155.9	38:58.817	15	1:48.184	30.366	44.980	32.838	155.0	38:58.498	
16	2:12.211	34.951	49.984	47.276	126.8	41:11.028	16	2:11.933	34.943	49.641	47.349	127.1	41:10.431	
17	2:34.239	45.490	1:06.503	42.246	108.7	43:45.267	17	2:34.330	45.654	1:06.265	42.411	108.6	43:44.761	
18	2:26.121	49.206	57.640	39.275	114.7	46:11.388	18	2:25.954	49.269	57.110	39.575	114.9	46:10.715	
65 Santiago RAMOS							MEX							
RPM							Tatuus T-318							
1	2:13.280	35.005	51.332	46.943	125.8	2:13.280	1	2:08.281	38.736	43.976	45.569	130.7	2:08.281	
2	2:23.384	44.407	57.026	41.951	116.9	4:36.664	2	2:25.101	43.941	58.486	42.674	115.5	4:33.382	
3	13:25.499B	47.668	1:01.877	...	20.8	18:02.163	3	13:15.889B	46.102	59.497	...	21.1	17:49.271	
4	2:09.798	57.978	41.166	30.654	129.2	20:11.961	4	2:13.028	59.778	41.345	31.905	126.0	20:02.299	
5	2:05.744	35.628	53.988	36.128	133.3	22:17.705	5	2:12.978	41.014	53.892	38.072	126.1	22:15.277	
6	1:40.798	32.349	39.565	28.884	166.3	23:58.503	6	1:41.081	30.766	40.946	29.369	165.9	23:56.358	
7	1:41.797	30.154	41.488	30.155	164.7	25:40.300	7	1:39.766	30.545	40.010	29.211	168.0	25:36.124	
8	1:38.133	30.006	39.224	28.903	170.8	27:18.433	8	1:40.975	30.480	40.336	30.159	166.0	27:17.099	
9	1:53.060B	31.704	39.979	41.377	148.3	29:11.493	9	1:40.026	30.842	39.966	29.218	167.6	28:57.125	
10							10	1:39.733	30.540	39.936	29.257	168.1	30:36.858	
11							11	1:40.751	30.940	40.388	29.423	166.4	32:17.609	
12							12	1:40.454	30.907	40.379	29.168	166.9	33:58.063	
13							13	1:39.539	30.481	39.969	29.089	168.4	35:37.602	
14							14	1:39.718	30.371	40.067	29.280	168.1	37:17.320	
15							15	1:46.489	30.387	43.870	32.232	157.4	39:03.809	
16							16	2:10.311	35.335	48.269	46.707	128.7	41:14.120	
17							17	2:34.538	45.064	1:07.335	42.139	108.5	43:48.658	
18							18	2:26.503	49.505	58.209	38.789	114.4	46:15.161	
68 Niels KOOLEN							NED							
VAN AMERSFOORT RACING							Tatuus T-318							
1	2:12.182	39.719	43.994	48.469	126.8	2:12.182	1	1:46.290	33.760	39.899	32.631	157.7	1:46.290	
2	2:23.737	43.620	57.953	42.164	116.6	4:35.919	2	2:25.294	44.256	1:00.035	41.003	115.4	4:11.584	
3	13:21.804B	47.134	1:02.363	...	20.9	17:57.723	3	2:51.006B	44.097	57.065	1:09.844	98.0	7:02.590	
4	2:13.546	1:00.574	42.532	30.440	125.5	20:11.269	4	12:39.110	...	53.328	40.116	22.1	19:41.700	
5	2:05.298	35.441	53.428	36.429	133.8	22:16.567	5	2:23.918	39.452	54.077	50.389	116.5	22:05.618	
6	1:40.965	30.907	40.488	29.570	166.0	23:57.532	6	1:37.835	30.067	39.374	28.394	171.4	23:43.453	
7	1:40.133	30.566	40.499	29.068	167.4	25:37.665	7	1:37.950	29.963	39.544	28.443	171.2	25:21.403	
8	1:40.513	30.447	40.284	29.782	166.8	27:18.178	8	1:37.776	29.898	39.339	28.539	171.5	26:59.179	
9	1:40.960	30.865	40.832	29.263	166.1	28:59.138	9	1:38.000	30.020	39.390	28.590	171.1	28:37.179	
10	1:39.839	30.738	40.055	29.046	167.9	30:38.977	10	1:37.888	29.958	39.395	28.535	171.3	30:15.067	
11	1:40.065	30.439	40.269	29.357	167.5	32:19.042	11	1:38.011	30.074	39.363	28.574	171.1	31:53.078	
12	1:40.661	30.314	40.778	29.569	166.6	33:59.703	12	1:38.067	29.975	39.490	28.602	171.0	33:31.145	
13	1:39.889	30.494	40.263	29.132	167.8	35:39.592	13	1:38.012	29.848	39.489	28.675	171.1	35:09.157	
14	1:40.277	30.303	40.326	29.648	167.2	37:19.869	14	1:38.000	29.890	39.510	28.600	171.1	36:47.157	
15	1:57.207	30.638	50.322	36.247	143.0	39:17.076	15	1:42.537	29.958	39.870	32.709	163.5	38:29.694	
16	1:59.751	35.646	43.531	40.574	140.0	41:16.827								
17	2:33.203	44.235	1:07.317	41.651	109.4	43:50.030								
18	2:25.894	51.693	56.351	37.850	114.9	46:15.924								
73 Emerson FITTIPALDI Jr.							BRA							
SAINTELOC RACING							Tatuus T-318							





FORMULA REGIONAL BY ALPINE 2023 6H BARCELONA - ESPÍRITU DE MONTJUÏC Race 1

Sector Analysis

— Invalidated Lap ■ Personal Best ■ Session Best B Crossing the pit lane

Lap	Time	Sector 1	Sector 2	Sector 3	Kph	Elapsed	Lap	Time	Sector 1	Sector 2	Sector 3	Kph	Elapsed
16	2:28.084	44.465	56.167	47.452	113.2	40:57.778	10	1:39.707	30.386	40.195	29.126	168.1	30:37.506
17	2:37.145	46.145	1:04.077	46.923	106.7	43:34.923	11	1:40.727	30.600	40.914	29.213	166.4	32:18.233
18	2:27.100	45.853	57.753	43.494	114.0	46:02.023	12	1:41.010	30.515	41.090	29.405	166.0	33:59.243

85 Macéo CAPIETTO FRA						
RPM Tatuus T-318						
1	1:50.004	34.956	40.647	34.401	152.4	1:50.004
2	2:24.446	43.708	59.260	41.478	116.1	4:14.450
3	2:53.786 B	43.925	56.973	1:12.888	96.5	7:08.236
4	12:35.862	...	53.469	40.032	22.2	19:44.098
5	2:23.053	39.497	54.806	48.750	117.2	22:07.151
6	1:39.682	30.803	40.074	28.805	168.2	23:46.833
7	1:38.384	30.241	39.448	28.695	170.4	25:25.217
8	1:38.068	29.951	39.463	28.654	171.0	27:03.285
9	1:38.180	29.969	39.498	28.713	170.8	28:41.465
10	1:38.279	30.161	39.526	28.592	170.6	30:19.744
11	1:38.275	30.056	39.497	28.722	170.6	31:58.019
12	1:38.173	29.933	39.591	28.649	170.8	33:36.192
13	1:38.253	30.002	39.596	28.655	170.6	35:14.445
14	1:38.417	30.004	39.652	28.761	170.3	36:52.862
15	1:41.632	30.609	39.718	31.305	165.0	38:34.494
16	2:25.623	42.251	56.353	47.019	115.1	41:00.117
17	2:37.178	45.786	1:05.779	45.613	106.7	43:37.295
18	2:26.299	46.512	56.926	42.861	114.6	46:03.594

88 Matias ZAGAZETA PER						
R-ACE GP Tatuus T-318						
1	1:56.806	37.371	42.426	37.009	143.5	1:56.806
2	2:25.530	44.973	58.514	42.043	115.2	4:22.336
3	3:06.801 B	43.950	58.325	1:24.526	89.7	7:29.137
4	12:22.848	...	52.284	39.499	22.6	19:51.985
5	2:18.005	40.710	54.263	43.032	121.5	22:09.990
6	1:40.764	30.849	40.701	29.214	166.4	23:50.754
7	1:39.836	30.392	40.336	29.108	167.9	25:30.590
8	1:39.510	30.411	40.091	29.008	168.5	27:10.100
9	1:39.176	30.256	39.882	29.038	169.0	28:49.276
10	1:39.302	30.206	39.970	29.126	168.8	30:28.578
11	1:39.204	30.283	39.860	29.061	169.0	32:07.782
12	1:38.992	30.329	39.720	28.943	169.4	33:46.774
13	1:39.069	30.251	39.814	29.004	169.2	35:25.843
14	1:38.842	30.120	39.843	28.879	169.6	37:04.685
15	1:45.980	30.267	42.877	32.836	158.2	38:50.665
16	2:15.536	34.351	54.074	47.111	123.7	41:06.201
17	2:35.495	45.510	1:07.041	42.944	107.8	43:41.696
18	2:25.745	48.365	56.919	40.461	115.0	46:07.441

99 Giovanni MASCHIO ITA						
MONOLITE RACING Tatuus T-318						
1	2:11.483	39.214	44.102	48.167	127.5	2:11.483
2	2:23.869	43.087	58.618	42.164	116.5	4:35.352
3	13:19.865 B	46.583	1:02.263	...	21.0	17:55.217
4	2:13.562	1:01.132	41.176	31.254	125.5	20:08.779
5	2:07.328	37.288	53.599	36.441	131.7	22:16.107
6	1:41.134	30.701	40.609	29.824	165.8	23:57.241
7	1:39.965	30.579	40.161	29.225	167.7	25:37.206
8	1:40.419	30.371	40.277	29.771	167.0	27:17.625
9	1:40.174	30.782	40.208	29.184	167.4	28:57.799

