

FORMULA REGIONAL BY ALPINE 2023

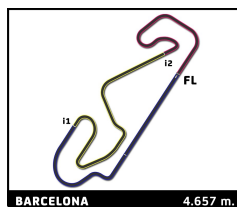
6H BARCELONA - ESPÍRITU DE MONTJUÏC

Race 2

Sector Analysis

								Legend																																																																																																																																												
								—	Invalidated Lap	■	Personal Best	■	Session Best	B	Crossing the pit lane																																																																																																																																					
Lap	Time	Sector 1	Sector 2	Sector 3	Kph	Elapsed		Lap	Time	Sector 1	Sector 2	Sector 3	Kph	Elapsed																																																																																																																																						
3 Alessandro GIUSTI G4 RACING Tatuus T-318 FRA								11	1:40.230	30.616	40.276	29.338	167.3	19:35.112	12	1:40.242	30.550	40.378	29.314	167.2	21:15.354	13	1:40.336	30.620	40.316	29.400	167.1	22:55.690	14	1:40.388	30.763	40.226	29.399	167.0	24:36.078	15	1:40.316	30.689	40.326	29.301	167.1	26:16.394	16	1:40.611	30.662	40.455	29.494	166.6	27:57.005	17	1:41.388	30.770	41.166	29.452	165.4	29:38.393	18	1:40.568	30.638	40.377	29.553	166.7	31:18.961	19	1:41.551	31.068	40.678	29.805	165.1	33:00.512																																																																														
4 Roman BILINSKI TRIDENT Tatuus T-318 POL								1	1:46.370	35.776	41.248	29.346	157.6	1:46.370	2	1:39.529	30.437	40.128	28.964	168.4	3:25.899	3	1:49.061	30.367	44.270	34.424	153.7	5:14.960	4	2:33.154	39.355	1:04.039	49.760	109.5	7:48.114	5	1:39.869	30.552	40.186	29.131	167.9	9:27.983	6	1:39.703	30.623	40.049	29.031	168.2	11:07.686	7	1:38.969	30.209	39.867	28.893	169.4	12:46.655	8	1:38.894	30.199	39.830	28.865	169.5	14:25.549	9	1:38.794	30.282	39.668	28.844	169.7	16:04.343	10	1:39.070	30.321	39.909	28.840	169.2	17:43.413	11	1:38.979	30.258	39.834	28.887	169.4	19:22.392	12	1:39.240	30.356	39.856	29.028	168.9	21:01.632	13	1:39.661	30.691	39.974	28.996	168.2	22:41.293	14	1:39.115	30.320	39.879	28.916	169.1	24:20.408	15	1:39.448	30.385	40.081	28.982	168.6	25:59.856	16	1:39.728	30.472	40.139	29.117	168.1	27:39.584	17	1:40.630	31.104	40.328	29.198	166.6	29:20.214	18	1:40.113	30.585	40.340	29.188	167.5	31:00.327	19	1:40.637	30.862	40.244	29.531	166.6	32:40.964								
5 Tom LEBBON ARDEN Tatuus T-318 GBR								7 Lorenzo FLUXA PREMA RACING Tatuus T-318 ESP								1	1:44.932	34.850	40.755	29.327	159.8	1:44.932	2	1:38.908	30.303	39.826	28.779	169.5	3:23.840	3	1:47.051	30.109	43.128	33.814	156.6	5:10.891	4	2:36.108	41.002	1:03.868	51.238	107.4	7:46.999	5	1:38.988	30.404	39.757	28.827	169.4	9:25.987	6	1:38.389	30.072	39.534	28.783	170.4	11:04.376	7	1:38.537	30.122	39.670	28.745	170.1	12:42.913	8	1:38.637	30.049	39.727	28.861	170.0	14:21.550	9	1:38.643	30.107	39.667	28.869	170.0	16:00.193	10	1:39.150	30.263	40.074	28.813	169.1	17:39.343	11	1:38.693	30.121	39.576	28.996	169.9	19:18.036	12	1:38.951	30.211	39.808	28.932	169.4	20:56.987	13	1:39.109	30.223	39.781	29.105	169.2	22:36.096	14	1:39.052	30.149	39.878	29.025	169.3	24:15.148	15	1:38.939	30.122	39.817	29.000	169.4	25:54.087	16	1:39.182	30.291	39.866	29.025	169.0	27:33.269	17	1:39.259	30.217	39.948	29.094	168.9	29:12.528	18	1:39.040	30.172	39.904	28.964	169.3	30:51.568	19	1:40.412	30.347	40.420	29.645	167.0	32:31.980
6 Charlie WURZ ART GRAND PRIX Tatuus T-318 AUT																																																																																																																																																				





FORMULA REGIONAL BY ALPINE 2023

6H BARCELONA - ESPÍRITU DE MONTJUÏC

Race 2

Sector Analysis

— Invalidated Lap ■ Personal Best ■ Session Best B Crossing the pit lane

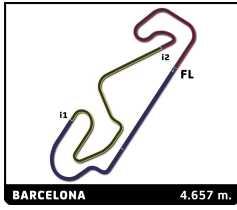
Lap	Time	Sector 1	Sector 2	Sector 3	Kph	Elapsed	Lap	Time	Sector 1	Sector 2	Sector 3	Kph	Elapsed
2	1:40.053	30.597	40.272	29.184	167.6	3:29.462	15	1:40.610	30.706	40.425	29.479	166.6	26:19.006
3	1:51.772	30.256	47.407	34.109	150.0	5:21.234	16	1:40.919	30.970	40.539	29.410	166.1	27:59.925
4	2:29.120	38.307	1:04.256	46.557	112.4	7:50.354	17	1:41.364	31.007	40.743	29.614	165.4	29:41.289
5	1:41.061	30.474	41.151	29.436	165.9	9:31.415	18	1:41.021	30.807	40.606	29.608	166.0	31:22.310
6	1:39.852	30.472	40.093	29.287	167.9	11:11.267	19	1:41.657	30.876	40.876	29.905	164.9	33:03.967
7	1:39.818	30.394	40.247	29.177	168.0	12:51.085							
8	1:39.551	30.369	40.196	28.986	168.4	14:30.636							
9	1:39.462	30.251	40.198	29.013	168.6	16:10.098							
10	1:40.020	30.991	39.934	29.095	167.6	17:50.118							
11	1:39.121	30.269	39.913	28.939	169.1	19:29.239							
12	1:39.389	30.251	40.074	29.064	168.7	21:08.628							
13	1:39.490	30.313	40.206	28.971	168.5	22:48.118							
14	1:39.175	30.250	39.994	28.931	169.0	24:27.293							
15	1:39.522	30.331	40.096	29.095	168.5	26:06.815							
16	1:39.551	30.395	40.109	29.047	168.4	27:46.366							
17	1:39.744	30.377	40.156	29.211	168.1	29:26.110							
18	1:39.713	30.374	40.201	29.138	168.1	31:05.823							
19	1:40.974	30.556	40.644	29.774	166.0	32:46.797							

Lap	Time	Sector 1	Sector 2	Sector 3	Kph	Elapsed
1	1:42.749	34.064	39.999	28.686	163.2	1:42.749
2	1:38.300	30.147	39.543	28.610	170.6	3:21.049
3	1:46.663	30.052	42.985	33.626	157.2	5:07.712
4	2:37.386	41.411	1:04.078	51.897	106.5	7:45.098
5	1:38.403	30.347	39.493	28.563	170.4	9:23.501
6	1:37.898	30.076	39.289	28.533	171.3	11:01.399
7	1:38.129	30.124	39.492	28.513	170.8	12:39.528
8	1:38.085	30.115	39.471	28.499	170.9	14:17.613
9	1:38.150	30.155	39.443	28.552	170.8	15:55.763
10	1:38.108	30.125	39.448	28.535	170.9	17:33.871
11	1:38.031	30.077	39.416	28.538	171.0	19:11.902
12	1:37.899	29.860	39.470	28.569	171.2	20:49.801
13	1:38.349	30.119	39.585	28.645	170.5	22:28.150
14	1:38.450	30.107	39.669	28.674	170.3	24:06.600
15	1:38.311	30.059	39.509	28.743	170.5	25:44.911
16	1:38.315	30.122	39.514	28.679	170.5	27:23.226
17	1:38.446	30.112	39.581	28.753	170.3	29:01.672
18	1:38.801	29.964	39.964	28.873	169.7	30:40.473
19	1:39.371	30.121	39.729	29.521	168.7	32:19.844

Lap	Time	Sector 1	Sector 2	Sector 3	Kph	Elapsed
1	1:50.172	36.502	42.774	30.896	152.2	1:50.172
2	1:40.772	30.989	40.523	29.260	166.4	3:30.944
3	1:53.672	30.467	48.369	34.836	147.5	5:24.616
4	2:27.018	37.745	1:03.042	46.231	114.0	7:51.634
5	1:40.437	30.478	40.433	29.526	166.9	9:32.071
6	1:40.732	30.872	40.588	29.272	166.4	11:12.803
7	1:39.745	30.337	40.243	29.165	168.1	12:52.548
8	1:40.296	30.457	40.285	29.554	167.2	14:32.844
9	1:39.729	30.350	40.179	29.200	168.1	16:12.573
10	1:39.886	30.515	40.196	29.175	167.8	17:52.459
11	1:39.733	30.306	40.190	29.237	168.1	19:32.192
12	1:40.195	30.559	40.339	29.297	167.3	21:12.387
13	1:39.989	30.525	40.242	29.222	167.7	22:52.376
14	1:40.001	30.491	40.319	29.191	167.7	24:32.377
15	1:40.116	30.485	40.344	29.287	167.5	26:12.493
16	1:41.289	31.006	40.849	29.434	165.5	27:53.782
17	1:40.473	30.588	40.266	29.619	166.9	29:34.255
18	1:40.838	30.762	40.586	29.490	166.3	31:15.093
19	1:40.944	30.530	40.659	29.755	166.1	32:56.037

Lap	Time	Sector 1	Sector 2	Sector 3	Kph	Elapsed
1	1:51.019	38.025	42.037	30.957	151.0	1:51.019
2	1:41.637	31.213	40.988	29.436	165.0	3:32.656
3	1:55.834	30.512	50.350	34.972	144.7	5:28.490
4	2:24.323	36.935	1:02.623	44.765	116.2	7:52.813
5	1:40.744	30.848	40.674	29.222	166.4	9:33.557
6	1:41.007	30.809	40.714	29.484	166.0	11:14.564
7	1:41.533	30.797	40.782	29.954	165.1	12:56.097
8	1:39.885	30.419	40.200	29.266	167.8	14:35.982
9	1:40.130	30.629	40.301	29.200	167.4	16:16.112
10	1:40.122	30.529	40.292	29.301	167.4	17:56.234
11	1:40.348	30.713	40.375	29.260	167.1	19:36.582
12	1:40.817	30.927	40.547	29.343	166.3	21:17.399
13	1:40.575	30.671	40.472	29.432	166.7	22:57.974
14	1:40.422	30.681	40.422	29.319	166.9	24:38.396

Lap	Time	Sector 1	Sector 2	Sector 3	Kph	Elapsed
1	1:43.300	34.284	40.208	28.808	162.3	1:43.300
2	1:38.721	30.208	39.787	28.726	169.8	3:22.021
3	1:46.800	30.147	42.671	33.982	157.0	5:08.821
4	2:36.837	41.085	1:04.247	51.505	106.9	7:45.658
5	1:38.686	30.368	39.731	28.587	169.9	9:24.344



FORMULA REGIONAL BY ALPINE 2023

6H BARCELONA - ESPÍRITU DE MONTJUÏC

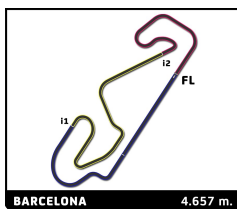
Race 2

Sector Analysis

— Invalidated Lap ■ Personal Best ■ Session Best B Crossing the pit lane

Lap	Time	Sector 1	Sector 2	Sector 3	Kph	Elapsed	Lap	Time	Sector 1	Sector 2	Sector 3	Kph	Elapsed
6	1:38.311	30.082	39.585	28.644	170.5	11:02.655	19	1:41.339	30.749	40.950	29.640	165.4	32:39.491
7	1:38.378	30.141	39.589	28.648	170.4	12:41.033	21 Kirill SMAL KGZ						
8	1:38.488	30.078	39.634	28.776	170.2	14:19.521	MONOLITE RACING Tatuus T-318						
9	1:38.773	30.147	39.821	28.805	169.7	15:58.294	1	1:49.872	37.075	42.401	30.396	152.6	1:49.872
10	1:38.632	30.172	39.613	28.847	170.0	17:36.926	2	1:40.456	30.908	40.397	29.151	166.9	3:30.328
11	1:38.994	30.313	39.680	29.001	169.4	19:15.920	3	1:52.157	30.240	47.791	34.126	149.5	5:22.485
12	1:38.746	30.103	39.753	28.890	169.8	20:54.666	4	2:28.618	38.877	1:03.658	46.083	112.8	7:51.103
13	1:39.009	30.317	39.832	28.860	169.3	22:33.675	5	1:40.522	30.418	40.613	29.491	166.8	9:31.625
14	1:39.077	30.346	39.856	28.875	169.2	24:12.752	6	1:40.517	31.206	40.204	29.107	166.8	11:12.142
15	1:39.188	30.379	39.815	28.994	169.0	25:51.940	7	1:39.645	30.277	40.267	29.101	168.2	12:51.787
16	1:38.925	30.242	39.756	28.927	169.5	27:30.865	8	1:39.302	30.135	40.163	29.004	168.8	14:31.089
17	1:39.516	30.306	40.154	29.056	168.5	29:10.381	9	1:39.410	30.249	40.123	29.038	168.6	16:10.499
18	1:39.181	30.290	39.818	29.073	169.0	30:49.562	10	1:40.506	30.831	40.661	29.014	166.8	17:51.005
19	1:39.613	30.283	39.908	29.422	168.3	32:29.175	11	1:39.266	30.262	39.968	29.036	168.9	19:30.271
17 Dilano VAN 'T HOFF NED							23 Oleksandr PARTY SHEV UKR						
MP MOTORSPORT Tatuus T-318							KIC MOTORSPORT Tatuus T-318						
1	1:50.359	37.510	42.257	30.592	151.9	1:50.359	1	1:52.079	39.193	41.850	31.036	149.6	1:52.079
2	1:41.379	31.525	40.620	29.234	165.4	3:31.738	2	1:45.173	31.106	41.419	32.648	159.4	3:37.252
3	1:55.830	30.521	49.732	35.577	144.7	5:27.568	3	2:01.061	32.062	50.550	38.449	138.5	5:38.313
4	2:24.780	36.834	1:02.382	45.564	115.8	7:52.348	4	2:26.520	B 38.077	55.008	53.435	114.4	8:04.833
5	1:40.731	31.060	40.224	29.447	166.4	9:33.079	25 Marcus AMAND FRA						
6	1:40.984	30.672	41.000	29.312	166.0	11:14.063	ART GRAND PRIX Tatuus T-318						
7	1:39.970	30.393	40.254	29.323	167.7	12:54.033	1	1:49.657	36.776	42.578	30.303	152.9	1:49.657
8	1:40.067	30.527	40.188	29.352	167.5	14:34.100	2	1:40.236	30.969	40.111	29.156	167.3	3:29.893
9	1:39.983	30.526	40.299	29.158	167.7	16:14.083	3	1:52.096	30.241	47.685	34.170	149.6	5:21.989
10	1:40.144	30.522	40.118	29.504	167.4	17:54.227	4	2:28.714	38.453	1:03.816	46.445	112.7	7:50.703
11	1:40.070	30.563	40.101	29.406	167.5	19:34.297	5	1:40.411	30.363	40.469	29.579	167.0	9:31.114
12	1:40.079	30.447	40.249	29.383	167.5	21:14.376	6	1:40.585	31.245	40.168	29.172	166.7	11:11.699
13	1:40.088	30.566	40.125	29.397	167.5	22:54.464	7	1:39.796	30.421	40.216	29.159	168.0	12:51.495
14	1:39.941	30.487	40.089	29.365	167.8	24:34.405	8	1:40.196	30.844	40.216	29.136	167.3	14:31.691
15	1:39.812	30.405	40.173	29.234	168.0	26:14.217	9	1:39.277	30.216	40.088	28.973	168.9	16:10.968
16	1:41.080	30.578	40.833	29.669	165.9	27:55.297	10	1:40.604	30.466	40.929	29.209	166.6	17:51.572
17	1:40.419	30.479	40.524	29.416	167.0	29:35.716	11	1:39.325	30.219	40.008	29.098	168.8	19:30.897
18	1:41.506	30.565	40.430	30.511	165.2	31:17.222	12	1:39.635	30.238	39.930	29.467	168.3	21:10.532
19	1:40.941	30.746	40.275	29.920	166.1	32:58.163	13	1:40.701	31.031	40.334	29.336	166.5	22:51.233
18 Laurens VAN HOEPEN NED							26 Victor BERNIER FRA						
ART GRAND PRIX Tatuus T-318							MP MOTORSPORT Tatuus T-318						
1	1:46.105	35.550	41.171	29.384	158.0	1:46.105	1	1:48.395	36.114	42.683	29.598	154.7	1:48.395
2	1:39.365	30.272	40.036	29.057	168.7	3:25.470	2	1:39.752	30.549	40.188	29.015	168.1	3:28.147
3	1:48.646	30.420	43.932	34.294	154.3	5:14.116							
4	2:33.779	39.532	1:03.985	50.262	109.0	7:47.895							
5	1:39.629	30.441	40.203	28.985	168.3	9:27.524							
6	1:39.692	30.821	39.944	28.927	168.2	11:07.216							
7	1:38.866	30.200	39.744	28.922	169.6	12:46.082							
8	1:38.814	30.123	39.887	28.804	169.7	14:24.896							
9	1:38.857	30.252	39.720	28.885	169.6	16:03.753							
10	1:39.120	30.355	39.763	29.002	169.1	17:42.873							
11	1:38.996	30.200	39.768	29.028	169.4	19:21.869							
12	1:39.204	30.217	40.046	28.941	169.0	21:01.073							
13	1:39.370	30.326	40.072	28.972	168.7	22:40.443							
14	1:39.407	30.240	39.948	29.219	168.7	24:19.850							
15	1:39.475	30.309	39.987	29.179	168.5	25:59.325							
16	1:39.535	30.496	39.936	29.103	168.4	27:38.860							
17	1:39.617	30.483	39.957	29.177	168.3	29:18.477							
18	1:39.675	30.320	40.058	29.297	168.2	30:58.152							





FORMULA REGIONAL BY ALPINE 2023

6H BARCELONA - ESPÍRITU DE MONTJUÏC

Race 2

Sector Analysis

— Invalidated Lap ■ Personal Best ■ Session Best B Crossing the pit lane

Lap	Time	Sector 1	Sector 2	Sector 3	Kph	Elapsed	Lap	Time	Sector 1	Sector 2	Sector 3	Kph	Elapsed
27 Kas HAVERKORT NED VAN AMERSFOORT RACING Tatuus T-318													
1	1:48.973	36.352	42.795	29.826	153.8	1:48.973							
2	1:39.938	30.496	40.308	29.134	167.8	3:28.911							
3	1:51.430	30.218	46.670	34.542	150.5	5:20.341							
4	2:29.362	38.524	1:04.319	46.519	112.2	7:49.703							
5	1:41.061	30.796	40.767	29.498	165.9	9:30.764							
6	1:39.947	30.364	40.557	29.026	167.7	11:10.711							
7	1:39.538	30.272	40.018	29.248	168.4	12:50.249							
8	1:39.141	30.186	39.951	29.004	169.1	14:29.390							
9	1:39.053	30.301	39.840	28.912	169.3	16:08.443							
10	1:39.074	30.133	39.938	29.003	169.2	17:47.517							
11	1:38.930	30.132	39.899	28.899	169.5	19:26.447							
12	1:39.146	30.408	39.834	28.904	169.1	21:05.593							
13	1:39.050	30.399	39.817	28.834	169.3	22:44.643							
14	1:38.794	30.145	39.760	28.889	169.7	24:23.437							
15	1:38.940	30.164	40.040	28.736	169.4	26:02.377							
16	1:39.442	30.292	39.954	29.196	168.6	27:41.819							
17	1:39.961	30.183	40.282	29.496	167.7	29:21.780							
18	1:39.796	30.306	40.253	29.237	168.0	31:01.576							
19	1:40.209	30.448	40.354	29.407	167.3	32:41.785							
29 Enzo SCIONTI USA MONOLITE RACING Tatuus T-318													
1	1:51.794	38.112	42.380	31.302	150.0	1:51.794							
2	2:10.630	31.155	41.568	57.907	128.3	4:02.424							
30 Michael BELOV KGZ G4 RACING Tatuus T-318													
1	1:46.568	36.026	41.298	29.244	157.3	1:46.568							
2	1:39.759	30.482	40.232	29.045	168.1	3:26.327							
3	1:49.536	30.200	44.443	34.893	153.1	5:15.863							
4	2:32.337	39.242	1:03.913	49.182	110.1	7:48.200							
5	1:40.100	30.819	40.156	29.125	167.5	9:28.300							
6	1:39.914	30.567	40.303	29.044	167.8	11:08.214							
7	1:38.897	30.289	39.787	28.821	169.5	12:47.111							
8	1:38.997	30.169	40.022	28.806	169.4	14:26.108							
9	1:38.818	30.236	39.893	28.689	169.7	16:04.926							
10	1:39.094	30.253	39.961	28.880	169.2	17:44.020							
33 Lucas MEDINA COL SAINTELOC RACING Tatuus T-318													
1	1:52.484	39.158	42.161	31.165	149.0	1:52.484							
34 Martinius STENSHORNE NOR R-ACE GP Tatuus T-318													
1	1:47.574	36.205	42.101	29.268	155.8	1:47.574							
2	1:39.709	30.322	40.309	29.078	168.1	3:27.283							
3	1:50.374	30.096	45.421	34.857	151.9	5:17.657							
4	2:30.951	38.665	1:04.180	48.106	111.1	7:48.608							
5	1:40.212	30.874	40.223	29.115	167.3	9:28.820							
6	1:39.870	30.471	40.275	29.124	167.9	11:08.690							
7	1:39.184	30.345	39.927	28.912	169.0	12:47.874							
8	1:38.873	30.167	39.790	28.916	169.6	14:26.747							
9	1:39.030	30.197	39.866	28.967	169.3	16:05.777							
10	1:39.014	30.240	39.799	28.975	169.3	17:44.791							
11	1:39.022	30.160	39.877	28.985	169.3	19:23.813							
12	1:39.039	30.175	39.900	28.964	169.3	21:02.852							
13	1:39.616	30.307	40.134	29.175	168.3	22:42.468							
14	1:39.225	30.236	40.033	28.956	169.0	24:21.693							
15	1:39.293	30.239	39.982	29.072	168.8	26:00.986							
16	1:39.664	30.179	40.302	29.183	168.2	27:40.650							
17	1:39.889	30.278	40.425	29.186	167.8	29:20.539							
18	1:40.273	30.449	40.567	29.257	167.2	31:00.812							
19	1:40.542	30.813	40.292	29.437	166.7	32:41.354							
43 Owen TANGAVELOU FRA TRIDENT Tatuus T-318													
1	1:48.003	35.957	42.594	29.452	155.2	1:48.003							
2	1:39.705	30.407	40.310	28.988	168.1	3:27.708							
3	1:50.567	30.170	45.600	34.797	151.6	5:18.275							
4	2:30.788	38.623	1:04.079	48.086	111.2	7:49.063							
5	1:40.778	30.651	40.939	29.188	166.4	9:29.841							
6	1:39.739	30.399	40.020	29.320	168.1	11:09.580							
7	1:39.470	30.213	40.276	28.981	168.5	12:49.050							
8	1:39.037	30.134	39.953	28.950	169.3	14:28.087							
9	1:39.094	30.302	39.798	28.994	169.2	16:07.181							
10	1:38.981	30.172	39.836	28.973	169.4	17:46.162							
11	1:39.010	30.212	39.814	28.984	169.3	19:25.172							
12	1:39.131	30.199	39.952	28.980	169.1	21:04.303							
13	1:39.452	30.235	40.070	29.147	168.6	22:43.755							
14	1:39.283	30.379	39.912	28.992	168.9	24:23.038							
15	1:40.161	30.365	40.229	29.567	167.4	26:03.199							
16	1:39.949	30.303	40.440	29.206	167.7	27:43.148							
17	1:40.686	30.715	40.571	29.400	166.5	29:23.834							
18	1:40.968	31.197	40.372	29.399	166.0	31:04.802							
19	1:41.116	30.705	40.603	29.808	165.8	32:45.918							



