

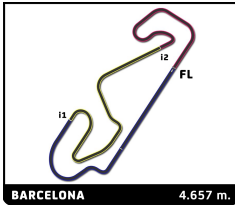


6 HORAS DE BARCELONA

20 - 21
MAYO
2023



Circuit de Barcelona CATALUNYA



6 HORAS DE BARCELONA

6H BARCELONA - ESPÍRITU DE MONTJUÏC

Free Practice

Sector Analysis

— Invalidated Lap ■ Personal Best ■ Session Best ■ Crossing the pit lane

Lap	D	Time	Sector 1	Sector 2	Sector 3	Kph	Elapsed	Lap	D	Time	Sector 1	Sector 2	Sector 3	Kph	Elapsed	
17	CUDINI RACING TEAM 1. PETIT/CAZABON/COLIBE							Jaguar Type E - 1963 GTS 12								
	1	1	3:25.003	1:35.899	1:02.327	46.777	81.8	3:25.003	11	1	2:25.031	43.534	57.675	43.822	115.6	41:46.911
	2	1	2:31.033	45.395	1:00.062	45.576	111.0	5:56.036	12	1	2:31.833	47.810	58.232	45.791	110.4	44:18.744
	3	1	2:46.857 B	44.204	1:00.332	1:02.321	100.5	8:42.893	13	1	4:50.369 B	45.338	57.285	3:07.746	57.7	49:09.113

4	1	5:19.991 B	3:08.909	1:01.129	1:09.953	52.4	14:02.884	1	1	3:51.265	2:04.377	1:01.028	45.860	72.5	3:51.265
5	1	10:15.281	8:33.406	58.812	43.063	27.2	24:18.165	2	1	2:35.877	51.485	1:00.350	44.042	107.6	6:27.142
6	1	2:24.747	43.092	59.229	42.426	115.8	26:42.912	3	1	2:36.244	51.675	1:00.185	44.384	107.3	9:03.386
7	1	2:21.331	42.291	56.342	42.698	118.6	29:04.243	4	1	2:31.194	49.796	58.733	42.665	110.9	11:34.580
8	1	2:22.239	43.182	56.457	42.600	117.9	31:26.482	5	1	3:08.878 B	48.213	1:08.497	1:12.168	88.8	14:43.458
9	1	2:24.177	43.530	57.487	43.160	116.3	33:50.659	6	1	9:31.233	7:46.097	58.969	46.167	29.3	24:14.691
10	1	2:44.451 B	43.625	58.491	1:02.335	101.9	36:35.110	7	1	2:23.434	44.929	57.098	41.407	116.9	26:38.125
11	1	7:42.416	5:55.477	59.999	46.940	36.3	44:17.526	8	1	2:22.332	42.713	55.374	44.245	117.8	29:00.457
12	1	2:24.479	44.067	56.931	43.481	116.0	46:42.005	9	1	2:21.327	43.958	55.730	41.639	118.6	31:21.784
13	1	2:25.623	42.753	59.582	43.288	115.1	49:07.628	10	1	2:22.055	43.210	56.063	42.782	118.0	33:43.839
14	1	4:55.337 B	42.525	1:04.511	3:08.301	56.8	54:02.965	11	1	2:23.557	42.459	58.123	42.975	116.8	36:07.396
15	1	7:24.769 B	1:52.252	1:02.154	4:30.363	37.7	1:01:27.734	12	1	2:36.244 B	45.053	1:00.208	50.983	107.3	38:43.640

Lap	D	Time	Sector 1	Sector 2	Sector 3	Kph	Elapsed	Lap	D	Time	Sector 1	Sector 2	Sector 3	Kph	Elapsed	
20	CUDINI RACING TEAM 1. NORET/COLIBET/VIGNER							Porsche 944 S2 - 1989 GTS								
	1	1	3:05.724	1:21.234	59.786	44.704	90.3	3:05.724	13	1	6:00.173 B	2:34.657	52.990	2:32.526	46.5	44:43.813
	2	1	2:22.568	43.139	57.178	42.251	117.6	5:28.292	14	1	2:38.947	1:05.532	53.007	40.408	105.5	47:22.760
	3	1	2:19.181	41.759	55.295	42.127	120.5	7:47.473	15	1	2:12.051	40.291	52.808	38.952	127.0	49:34.811
4	1	2:33.129 B	40.552	54.925	47.652	109.5	10:20.602	16	1	2:10.238	39.691	51.710	38.837	128.7	51:45.049	
5	1	4:42.164 B	2:40.133	58.000	1:04.031	59.4	15:02.766	17	1	2:21.368 B	39.493	52.877	48.998	118.6	54:06.417	
6	1	9:11.787	7:33.235	55.527	43.025	30.4	24:14.553	18	1	4:35.024	2:47.868	1:02.930	44.226	61.0	58:41.441	
7	1	2:18.738	42.568	55.422	40.748	120.8	26:33.291	19	1	2:21.523	43.418	55.855	42.250	118.5	1:01:02.964	
8	1	2:17.818	41.523	54.987	41.308	121.6	28:51.109									
9	1	2:33.511 B	41.706	55.169	56.636	109.2	31:24.620									
10	1	4:26.606	2:34.130	1:03.498	48.978	62.9	35:51.226									
11	1	2:40.535	47.036	1:04.581	48.918	104.4	38:31.761									
12	1	2:33.978	44.843	1:00.854	48.281	108.9	41:05.739									
13	1	2:32.425	44.849	1:00.638	46.938	110.0	43:38.164									
14	1	2:45.339 B	44.975	1:01.002	59.362	101.4	46:23.503									
15	1	3:58.092	2:20.315	56.188	41.589	70.4	50:21.595									
16	1	2:14.593	40.324	54.163	40.106	124.6	52:36.188									
17	1	2:29.335 B	40.529	53.655	55.151	112.3	55:05.523									
18	1	4:27.344	2:51.822	54.433	41.089	62.7	59:32.867									
19	1	2:14.702	40.998	53.495	40.209	124.5	1:01:47.569									

Lap	D	Time	Sector 1	Sector 2	Sector 3	Kph	Elapsed	Lap	D	Time	Sector 1	Sector 2	Sector 3	Kph	Elapsed	
22	ESCUDERIA BARCELONA 1. BELTRAN/PORTAL/TARREI							Porsche 911 2.0 - 1965 GTS 11								
	1	1	3:12.428	1:26.832	1:00.413	45.183	87.1	3:12.428	11	1	2:51.702	1:13.585	56.038	42.079	97.6	2:51.702
	2	1	2:26.350	45.393	57.500	43.457	114.6	5:38.778	12	1	2:17.294	41.712	55.815	39.767	122.1	5:08.996
	3	1	2:42.660 B	43.881	57.835	1:00.944	103.1	8:21.438	13	1	2:11.724	39.573	52.760	39.391	127.3	7:20.720
4	1	5:33.360 B	3:08.798	1:06.245	1:18.317	50.3	13:54.798	14	1	2:09.867	39.024	52.006	38.837	129.1	9:30.587	
5	1	10:15.437	8:23.678	1:04.971	46.788	27.2	24:10.235	15	1	2:25.579 B	38.992	52.883	53.704	115.2	11:56.166	
6	1	2:36.715	48.629	1:01.941	46.145	107.0	26:46.950	16	1	13:12.372	...	52.941	40.067	21.2	25:08.538	
7	1	2:53.682 B	47.370	1:03.394	1:02.918	96.5	29:40.632	17	1	2:11.538	39.543	52.721	39.274	127.5	27:20.076	
8	1	4:55.806	3:05.957	1:05.878	43.971	56.7	34:36.438									
9	1	2:23.138	44.442	56.618	42.078	117.1	36:59.576									
10	1	2:22.304	43.277	56.600	42.427	117.8	39:21.880									

Lap	D	Time	Sector 1	Sector 2	Sector 3	Kph	Elapsed	Lap	D	Time	Sector 1	Sector 2	Sector 3	Kph	Elapsed	
23	ESCUDERIA BARCELONA 1. FANLO/VILANOVA/CUBE							BMW 325 i - 1989 TC 3								
	1	1	3:51.265	2:04.377	1:01.028	45.860	72.5	3:51.265	11	1	2:23.557	42.459	58.123	42.975	116.8	36:07.396
	2	1	2:35.877	51.485	1:00.350	44.042	107.6	6:27.142	12	1	2:36.244 B	45.053	1:00.208	50.983	107.3	38:43.640
	3	1	2:36.244	51.675	1:00.185	44.384	107.3	9:03.386	13	1	6:00.173 B	2:34.657	52.990	2:32.526	46.5	44:43.813
4	1	2:31.194	49.796	58.733	42.665	110.9	11:34.580	14	1	2:38.947	1:05.532	53.007	40.408	105.5	47:22.760	
5	1	3:08.878 B	48.213	1:08.497	1:12.168	88.8	14:43.458	15	1	2:12.051	40.291	52.808	38.952	127.0	49:34.811	
6	1	9:31.233	7:46.097	58.969	46.167	29.3	24:14.691	16	1	2:10.238	39.691	51.710	38.837	128.7	51:45.049	
7	1	2:23.434	44.929	57.098	41.407	116.9	26:38.125	17	1	2:21.368 B	39.493	52.877	48.998	118.6	54:06.417	
8	1	2:22.332	42.713	55.374	44.245	117.8	29:00.457	18	1	4:35.024	2:47.868	1:02.930	44.226	61.0	58:41.441	
9	1	2:21.327	43.958	55.730	41.639	118.6	31:21.784	19	1	2:21.523	43.418	55.855	42.250	118.5	1:01:02.964	
10	1	2:22.055	43.210	56.063	42.782	118.0	33:43.839									

Lap	D	Time	Sector 1	Sector 2	Sector 3	Kph	Elapsed	Lap	D	Time	Sector 1	Sector 2	Sector 3	Kph	Elapsed	
24	ESCUDERIA BARCELONA 1. SCHNITZLER/MAYORAL/E							Datsun 240 Z - 1972 GTS 3								
	1	1	3:17.765	1:25.994	1:06.816	44.955	84.8	3:17.765	11	1	2:18.765	42.123	55.182	41.460	120.8	31:12.872
	2	1	2:21.063	41.713	56.592	42.758	118.8	5:38.828	12	1	2:18.162	41.290	54.818	42.054	121.3	42:52.656
	3	1	2:15.535	40.296	54.553	40.686	123.7	7:54.363	13	1	2:14.445	40.746	53.717	39.982	124.7	45:07.101
4	1	2:30.215 B	41.112	55.054	54.049	111.6	10:24.578	14	1	2:15.317	40.180	54.244	40.893	123.9	47:22.418	
5	1	5:05.590 B	2:57.265	1:09.408	58.917	54.9	15:30.168	15	1	3:49.411 B	40.889	57.351	2:11.171	73.1	51:11.829	
6	1	8:40.134	6:52.881	1:01.193	46.060	32.2	24:10.302									
7	1	2:21.832	42.718	56.179	42.935	118.2	26:32.134									
8	1	2:21.973	42.074	57.344	42.555	118.1	28:54.107									
9	1	2:18.765	42.123	55.182	41.460	120.8	31:12.872									
10	1	2:35.168 B	41.447	59.363	54.358	108.0	33:48.040									
11	1	6:46.454	5:08.190	56.678	41.586	41.2	40:34.494									
12	1	2:18.162	41.290	54.818	42.054	121.3	42:									

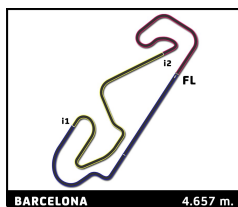


6 HORAS DE BARCELONA

20 - 21
MAYO
2023



Circuit de Barcelona CATALUNYA



6 HORAS DE BARCELONA

6H BARCELONA - ESPÍRITU DE MONTJUÏC

Free Practice

Sector Analysis

— Invalidated Lap ■ Personal Best ■ Session Best ■ Crossing the pit lane

Lap	D	Time	Sector 1	Sector 2	Sector 3	Kph	Elapsed	Lap	D	Time	Sector 1	Sector 2	Sector 3	Kph	Elapsed
8	1	2:12.314	39.366	53.283	39.665	126.7	29:32.390	1	1	2:52.249	1:17.401	55.421	39.427	97.3	2:52.249
9	1	2:28.769 B	40.995	53.580	54.194	112.7	32:01.159	2	1	2:20.899 B	41.086	51.679	48.134	119.0	5:13.148
10	1	5:16.680	3:39.466	56.111	41.103	52.9	37:17.839	3	1	9:34.600 B	7:46.578	56.797	51.225	29.2	14:47.748
11	1	2:16.177	41.768	54.399	40.010	123.1	39:34.016	4	1	9:09.684	7:36.874	55.203	37.607	30.5	23:57.432
12	1	2:17.609	40.661	56.451	40.497	121.8	41:51.625	5	1	2:06.549	38.721	50.901	36.927	132.5	26:03.981
13	1	2:20.642	41.437	57.210	41.995	119.2	44:12.267	6	1	2:06.732	38.360	50.437	37.935	132.3	28:10.713
14	1	2:16.731	41.038	55.327	40.366	122.6	46:28.998	7	1	2:04.431	38.443	49.800	36.188	134.7	30:15.144
15	1	2:16.625	41.163	55.083	40.379	122.7	48:45.623	8	1	2:03.661	37.979	49.647	36.035	135.6	32:18.805
16	1	2:19.885	42.156	56.454	41.275	119.8	51:05.508	9	1	2:21.623 B	40.473	52.463	48.687	118.4	34:40.428
17	1	2:21.638	41.696	58.316	41.626	118.4	53:27.146	10	1	4:04.405	2:27.125	56.780	40.500	68.6	38:44.833
18	1	2:17.879	40.735	56.434	40.710	121.6	55:45.025	11	1	2:16.087	40.603	54.058	41.426	123.2	41:00.920
19	1	2:16.516	40.686	55.529	40.301	122.8	58:01.541	12	1	2:34.409 B	41.168	54.788	58.453	108.6	43:35.329
20	1	2:16.899	40.925	55.640	40.334	122.5	1:00:18.440	13	1	8:45.930	7:12.510	54.599	38.821	31.9	52:21.259
								14	1	2:10.710	39.833	52.677	38.200	128.3	54:31.969
								15	1	2:12.108	39.777	53.677	38.654	126.9	56:44.077
								16	1	2:09.359	39.260	52.056	38.043	129.6	58:53.436
								17	1	2:10.012	39.200	52.247	38.565	129.0	1:01:03.448

33 **SKOAL BANDIT** Porsche 944 Turbo - 1986
1. MEZARD/CHAYIA/DOQU GT4

1	1	3:23.457	1:44.681	56.447	42.329	82.4	3:23.457
2	1	2:23.041	44.709	56.903	41.429	117.2	5:46.498
3	1	2:17.383	41.627	54.892	40.864	122.0	8:03.881
4	1	2:16.431	40.917	54.567	40.947	122.9	10:20.312
5	1	2:16.520	41.209	54.395	40.916	122.8	12:36.832
6	1	2:56.228 B	47.052	1:08.640	1:00.536	95.1	15:33.060
7	1	8:37.881	6:51.889	59.791	46.201	32.4	24:10.941
8	1	2:25.248	44.308	58.138	42.802	115.4	26:36.189
9	1	2:22.029	42.688	56.535	42.806	118.0	28:58.218
10	1	2:20.676	42.172	56.258	42.246	119.2	31:18.894
11	1	2:20.792	41.780	56.464	42.548	119.1	33:39.686
12	1	2:20.662	42.734	55.761	42.167	119.2	36:00.348
13	1	2:29.197	41.301	1:05.406	42.490	112.4	38:29.545
14	1	2:21.917	42.805	56.252	42.860	118.1	40:51.462
15	1	2:39.637 B	42.048	57.908	59.681	105.0	43:31.099
16	1	5:12.147	3:28.096	59.207	44.844	53.7	48:43.246
17	1	2:25.514	43.288	58.000	44.226	115.2	51:08.760
18	1	2:24.736	43.448	58.436	42.852	115.8	53:33.496
19	1	2:23.389	42.504	58.241	42.644	116.9	55:56.885
20	1	2:23.741	42.273	57.667	43.801	116.6	58:20.626
21	1	2:24.318	42.569	57.691	44.058	116.2	1:00:44.944

35 **WASSERMANN RACING** BMW 323 i - 1981
1. WASSERMANN/MATHEZ SC

1	1	5:15.063 B	1:10.702	56.941	3:07.420	53.2	5:15.063
2	1	5:35.256	4:00.752	54.423	40.081	50.0	10:50.319
3	1	2:22.795 B	39.648	53.073	50.074	117.4	13:13.114
4	1	10:31.759	8:59.722	53.169	38.868	26.5	23:44.873
5	1	2:08.589	38.310	52.108	38.171	130.4	25:53.462
6	1	2:16.896 B	38.663	51.684	46.549	122.5	28:10.358
7	1	5:33.095	3:39.069	1:06.120	47.906	50.3	33:43.453
8	1	2:25.094	47.160	56.278	41.656	115.5	36:08.547
9	1	2:21.339	42.193	57.201	41.945	118.6	38:29.886
10	1	21:20.783 B	41.800	55.849	...	13.1	59:50.669

50 **RACING & CLASSIC** Lola T598 - 1985
1. LEONE/COPPINI S2000

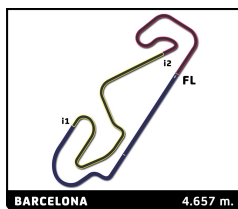
69 **HYRACING** Ford GT 40 - 1965
1. MUJTJENS/PINEAU/VAN GTP

1	1	4:14.121	2:26.488	1:01.854	45.779	66.0	4:14.121
2	1	2:20.513	41.973	55.902	42.638	119.3	6:34.634
3	1	2:35.897 B	41.027	55.069	59.801	107.5	9:10.531
4	1	14:32.561	...	53.648	38.986	19.2	23:43.092
5	1	2:07.513	38.628	50.695	38.190	131.5	25:50.605
6	1	2:31.670 B	40.382	56.228	55.060	110.5	28:22.275
7	1	6:07.745	4:26.517	56.043	45.185	45.6	34:30.020
8	1	2:14.083	39.798	53.180	41.105	125.0	36:44.103
9	1	2:13.625	39.686	52.780	41.159	125.5	38:57.728
10	1	2:39.134 B	40.681	58.089	1:00.364	105.4	41:36.862
11	1	9:36.475	8:03.644	53.412	39.419	29.1	51:13.337
12	1	2:10.649	38.420	52.900	39.329	128.3	53:23.986
13	1	3:36.489 B	38.152	1:29.554	1:28.783	77.4	57:00.475

71 **CAS RACING** Porsche 944 Turbo Cup - 1987
1. BOUIC/BOYER/BOUIC GT4

1	1	3:24.883	1:40.780	1:00.844	43.259	81.8	3:24.883
2	1	2:09.390	38.807	51.721	38.862	129.6	5:34.273
3	1	2:34.577 B	38.377	1:00.549	55.651	108.5	8:08.850
4	1	15:47.767	...	56.390	41.510	17.7	23:56.617
5	1	2:18.315	42.043	54.821	41.451	121.2	26:14.932
6	1	2:16.145	40.784	54.218	41.143	123.1	28:31.077
7	1	2:17.440	41.827	54.030	41.583	122.0	30:48.517
8	1	2:15.875	40.884	53.893	41.098	123.4	33:04.392
9	1	2:46.608 B	40.986	56.541	1:09.081	100.6	35:51.000
10	1	4:44.672	3:07.273	55.302	42.097	58.9	40:35.672
11	1	2:15.752	39.820	53.717	42.215	123.5	42:51.424
12	1	2:14.617	40.038	53.853	40.726	124.5	45:06.041
13	1	2:15.676	40.261	54.302	41.113	123.6	47:21.717
14	1	3:04.825 B	40.578	1:17.100	1:07.147	90.7	50:26.542

72 **FLATSIX LE MANS CIRCUIT** Porsche 911 3.0 SC - 1982
1. GAULTIER/DESHAYES/BC SC



6 HORAS DE BARCELONA

6H BARCELONA - ESPÍRITU DE MONTJUÏC

Free Practice

Sector Analysis

— Invalidated Lap ■ Personal Best ■ Session Best B Crossing the pit lane

Lap	D	Time	Sector 1	Sector 2	Sector 3	Kph	Elapsed	Lap	D	Time	Sector 1	Sector 2	Sector 3	Kph	Elapsed
1	1	3:13.787	1:29.667	59.413	44.707	86.5	3:13.787	8	1	5:21.819	3:39.676	59.133	43.010	52.1	32:00.339
2	1	2:21.622	42.009	55.834	43.779	118.4	5:35.409	9	1	2:16.675	42.056	54.500	40.119	122.7	34:17.014
3	1	2:21.947	41.008	57.400	43.539	118.1	7:57.356	10	1	2:12.585	40.458	53.126	39.001	126.4	36:29.599
4	1	2:29.727 B	40.500	55.815	53.412	112.0	10:27.083	11	1	2:37.744 B	39.296	53.132	1:05.316	106.3	39:07.343
5	1	4:57.568 B	2:44.507	1:07.356	1:05.705	56.3	15:24.651	12	1	4:17.571	2:46.961	52.360	38.250	65.1	43:24.914
6	1	8:37.101	6:56.135	59.379	41.587	32.4	24:01.752	13	1	2:08.435	38.840	51.262	38.333	130.5	45:33.349
7	1	2:15.293	40.693	53.714	40.886	123.9	26:17.045	14	1	2:06.767	38.308	50.877	37.582	132.3	47:40.116
8	1	2:14.412	40.329	53.675	40.408	124.7	28:31.457	15	1	6:03.168 B	42.822	1:02.832	4:17.514	46.2	53:43.284
9	1	2:12.398	39.606	53.243	39.549	126.6	30:43.855	101 GBF RACING TVR Tuscan Challenge - 1989							
10	1	2:21.607 B	39.964	53.300	48.343	118.4	33:05.462	1. LABERTY/MATHIEU GTS 4							
11	1	4:39.735	3:01.705	56.593	41.437	59.9	37:45.197	1	1	4:53.565	3:02.406	1:06.541	44.618	57.1	4:53.565
12	1	2:16.789	40.464	54.946	41.379	122.6	40:01.986	2	1	2:20.785	46.036	55.239	39.510	119.1	7:14.350
13	1	2:16.715	40.554	54.317	41.844	122.6	42:18.701	3	1	2:27.352	38.022	51.038	38.292	131.6	9:21.702
14	1	2:14.916	40.349	53.529	41.038	124.3	44:33.617	4	1	2:06.658	37.872	50.930	37.856	132.4	11:28.360
15	1	2:27.492 B	39.839	53.576	54.077	113.7	47:01.109	5	1	24:38.461 B				11.3	36:06.821
16	1	4:07.862	2:27.703	56.516	43.643	67.6	51:08.971	757 TEAM PSM Porsche 944 Turbo - 1986							
17	1	2:16.787	39.677	56.492	40.618	122.6	53:25.758	1. LECAUDE/NOEL GT4							
18	1	2:16.155	39.701	55.249	41.205	123.1	55:41.913	1	1	2:51.375	1:09.588	59.392	42.395	97.8	2:51.375
19	1	2:17.673	41.083	55.355	41.235	121.8	57:59.586	2	1	2:16.579	41.458	55.509	39.612	122.8	5:07.954
20	1	2:17.299	41.011	55.143	41.145	122.1	1:00:16.885	3	1	2:12.076	39.948	53.183	38.945	126.9	7:20.030

Lap	D	Time	Sector 1	Sector 2	Sector 3	Kph	Elapsed
1	1	2:44.689	1:13.101	53.068	38.520	101.8	2:44.689
2	1	2:09.136	40.711	51.006	37.419	129.8	4:53.825
3	1	2:07.577	39.975	50.205	37.397	131.4	7:01.402
4	1	2:06.309	38.376	50.354	37.579	132.7	9:07.711
5	1	2:04.943	37.893	50.029	37.021	134.2	11:12.654
6	1	2:44.287 B	40.531	55.033	1:08.723	102.0	13:56.941
7	1	9:53.568	8:21.386	52.787	39.395	28.2	23:50.509
8	1	2:10.308	40.014	51.634	38.660	128.7	26:00.817
9	1	2:09.522	38.904	51.792	38.826	129.4	28:10.339
10	1	2:09.226	39.447	51.017	38.762	129.7	30:19.565
11	1	2:09.898	39.818	51.155	38.925	129.1	32:29.463
12	1	2:07.928	39.165	50.903	37.860	131.1	34:37.391
13	1	2:07.125	38.458	50.170	38.497	131.9	36:44.516
14	1	3:39.343 B	40.097	52.682	2:06.564	76.4	40:23.859
15	1	4:11.344	2:36.825	54.403	40.116	66.7	44:35.203
16	1	2:12.127	39.395	52.984	39.748	126.9	46:47.330
17	1	2:11.536	39.102	53.046	39.388	127.5	48:58.866
18	1	2:11.332	39.447	53.191	38.694	127.7	51:10.198
19	1	2:11.361	39.188	53.169	39.004	127.6	53:21.559
20	1	2:10.751	39.694	52.405	38.652	128.2	55:32.310
21	1	2:09.036	38.882	52.206	37.948	129.9	57:41.346
22	1	2:13.050	42.024	52.517	38.509	126.0	59:54.396

Lap	D	Time	Sector 1	Sector 2	Sector 3	Kph	Elapsed
1	1	3:07.839	1:27.454	58.402	41.983	89.3	3:07.839
2	1	2:14.191	41.027	53.797	39.367	124.9	5:22.030
3	1	2:24.537 B	38.974	52.084	53.479	116.0	7:46.567
4	1	3:50.461	2:18.902	53.222	38.337	72.7	11:37.028
5	1	3:02.148 B	42.731	1:08.296	1:11.121	92.0	14:39.176
6	1	9:32.533	7:57.335	53.000	42.198	29.3	24:11.709
7	1	2:26.811 B	41.303	52.637	52.871	114.2	26:38.520