24H DE CATALUNYA DE MOTOCICLISME
DEL 30 DE JUNY AL 2 DE JULIOL 2023

Circuit de Barcelona CATALUNYA

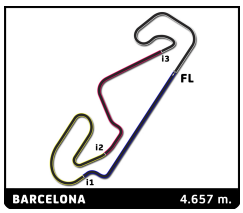

24H DE CATALUNYA DE MOTOCICLISMI
CIRCUIT DE BARCELONA-CATALUNYA
Free Practice

Sector Analysis

__ Invalidated Lap Personal Best Session Best **B** Crossing the pit lane

3 — Kawasaki Catala Aclam
1.Julien PILOT 3.Johan NIGON EWC
2.Gabriel PONS 4.Marcel BRENNER

Lap	R	Time	Sector 1	Sector 2	Sector 3	Sector 4	Elapsed
1	1	2:40.105	1:03.940	37.339	23.713	35.113	2:40.105
2	1	1:52.307	19.413	34.722	23.865	34.307	4:32.412
3	1	1:50.212	19.023	34.419	22.599	34.171	6:22.624
4	1	1:50.132	19.113	34.315	22.489	34.215	8:12.756
5	1	1:50.077	19.037	34.301	22.771	33.968	10:02.833
6	1	1:58.465 B	19.137	34.596	22.656	42.076	12:01.298
7	2	2:34.964	1:02.733	34.483	23.534	34.214	14:36.262
8	2	1:50.554	19.370	34.361	22.681	34.142	16:26.816
9	2	1:49.983	18.899	33.975	22.796	34.313	18:16.799
10	2	1:49.059	19.045	34.029	22.379	33.606	20:05.858
11	2	1:49.719	18.972	34.287	22.512	33.948	21:55.577
12	2	1:54.616 B	19.000	34.237	22.759	38.620	23:50.193
13	3	3:08.639	1:35.994	35.106	23.224	34.315	26:58.832
14	3	1:53.298	19.385	34.499	23.624	35.790	28:52.130
15	3	1:51.959	19.356	34.505	23.164	34.934	30:44.089
16	3	1:50.682	19.143	34.286	23.032	34.221	32:34.771
17	3	1:51.379	19.241	34.616	22.855	34.667	34:26.150
18	3	2:11.619 B	19.319	34.589	23.733	53.978	36:37.769
19	4	2:54.362	1:22.035	34.697	22.833	34.797	39:32.131
20	4	1:49.775	18.894	33.866	22.269	34.746	41:21.906
21	4	1:49.092	18.918	33.699	22.328	34.147	43:10.998
22	4	1:49.013	18.901	33.852	22.300	33.960	45:00.011
23	4	1:48.649	18.832	33.688	22.403	33.726	46:48.660
24	4	1:49.163	19.098	33.842	22.448	33.775	48:37.823
25	4	1:51.126	18.844	34.145	22.650	35.487	50:28.949
26	4	1:50.522	19.364	34.118	22.854	34.186	52:19.471
27	4	1:51.151	18.869	34.522	23.270	34.490	54:10.622
28	4	1:50.263	18.681	34.359	22.684	34.539	56:00.885
29	4	1:51.274	18.747	34.211	23.598	34.718	57:52.159
30	4	1:50.151	18.724	34.734	22.830	33.863	59:42.310
31	4	1:52.296	19.664	34.260	22.644	35.728	1:01:34.606

4 — TSB Motos
1.Marc LÓPEZ 3.Angel ARRIBAS SST1
2.Oscar AMADO 4.Domenec VENTURA

Lap	R	Time	Sector 1	Sector 2	Sector 3	Sector 4	Elapsed
1	1	3:39.290	1:57.055	39.132	26.115	36.988	3:39.290
2	1	1:56.414	19.971	36.515	23.902	36.026	5:35.704
3	1	1:55.385	19.675	36.375	23.758	35.577	7:31.089
4	1	1:54.224	19.430	35.869	23.653	35.272	9:25.313
5	1	2:12.228 B	19.713	37.158	24.336	51.021	11:37.541
6	2	4:24.478	2:40.933	39.735	25.852	37.958	16:02.019
7	2	2:01.916	20.915	38.544	25.375	37.082	18:03.935
8	2	2:08.042 B	20.637	37.353	25.311	44.741	20:11.977
9	3	4:01.199	2:20.476	39.185	25.105	36.433	24:13.176
10	3	1:57.703	20.505	36.965	24.311	35.922	26:10.879
11	3	1:57.966	20.019	37.436	24.814	35.697	28:08.845
12	3	1:56.678	19.680	35.849	24.862	36.287	30:05.523
13	3	2:05.917 B	19.842	36.657	24.707	44.711	32:11.440
14	2	5:11.339	3:28.544	40.003	25.445	37.347	37:22.779
15	2	2:00.262	20.622	37.576	25.054	37.010	39:23.041
16	2	1:59.569	20.789	37.092	24.778	36.910	41:22.610
17	2	2:14.010 B	20.965	37.085	24.834	51.126	43:36.620
18	1	5:56.140	4:17.400	37.585	24.197	36.958	49:32.760
19	1	1:54.811	19.420	35.422	24.600	35.369	51:27.571
20	1	1:53.307	19.309	35.315	23.445	35.238	53:20.878
21	1	2:10.481 B	19.840	42.601	23.647	44.393	55:31.359
22	4	4:05.203	2:26.937	37.160	24.731	36.375	59:36.562
23	4	1:58.402	20.389	36.693	24.564	36.756	1:01:34.964

5 — MPS NrBike
1.Nicolas NOWACKI 3.Matthieu THIBAULT O-SBK
2.Clement GRANZOTTO 4.Stephane PAGANI

Lap	R	Time	Sector 1	Sector 2	Sector 3	Sector 4	Elapsed
1	1	3:32.703	1:56.140	36.980	24.235	35.348	3:32.703
2	1	1:52.422	19.288	35.396	23.175	34.563	5:25.125
3	1	1:54.764	20.024	36.583	23.529	34.628	7:19.889
4	1	1:55.228	20.075	36.138	23.558	35.457	9:15.117
5	1	2:00.801 B	19.574	35.793	23.467	41.967	11:15.918
6	1	2:57.963	1:24.238	35.442	23.333	34.950	14:13.881
7	1	1:54.498	19.115	35.338	24.545	35.500	16:08.379
8	1	1:52.149	19.004	35.171	22.977	34.997	18:00.528
9	1	1:52.453	19.155	35.338	23.086	34.874	19:52.981
10	1	1:52.536	19.053	34.981	23.608	34.894	21:45.517
11	2	5:05.175	3:29.603	35.993	23.654	35.925	26:50.692
12	2	1:53.050	19.362	35.462	23.324	34.902	28:43.742
13	2	1:51.977	19.116	34.936	23.067	34.858	30:35.719
14	2	2:05.728 B	19.246	36.016	23.764	46.702	32:41.447
15	4	3:48.131	2:11.265	37.334	23.912	35.620	36:29.578
16	4	1:53.155	19.168	35.334	23.572	35.081	38:22.733
17	4	1:54.064	19.884	35.641	23.541	34.998	40:16.797
18	4	1:53.971	19.719	35.539	23.626	35.087	42:10.768
19	4	2:07.912 B	19.341	35.362	23.744	49.465	44:18.680
20	1	2:40.209	1:07.093	35.237	23.254	34.625	46:58.889
21	1	1:52.262	19.315	35.225	23.193	34.529	48:51.151
22	1	1:53.032	19.203	35.776	23.342	34.711	50:44.183
23	1	2:01.293 B	19.618	35.112	23.399	43.164	52:45.476
24	2	2:58.878	1:24.608	35.936	23.211	35.123	55:44.354
25	2	1:52.095	19.088	35.449	23.117	34.441	57:36.449
26	2	1:51.607	18.982	34.987	23.101	34.537	59:28.056
27	2	1:55.045	19.616	35.916	24.016	35.497	1:01:23.101

6 — Objectif 2R
1.Jean-Yves COLAS 3.Dylan REAU EWC
2.Wayne BOURGEAIS 4.Mathieu BOISDON

Lap	R	Time	Sector 1	Sector 2	Sector 3	Sector 4	Elapsed
1	1	26:20.431	...	42.915	27.678	39.966	26:20.431
2	1	2:06.401	22.889	39.177	25.897	38.438	28:26.832
3	1	2:04.368	22.280	38.307	25.594	38.187	30:31.200
4	1	2:13.278 B	21.625	38.253	25.844	47.556	32:44.478
5	2	3:30.758	1:46.340	39.750	26.085	38.583	36:15.236
6	2	2:05.658	22.576	38.955	26.006	38.121	38:20.894
7	2	2:04.225	21.804	38.846	25.875	37.700	40:25.119
8	2	2:02.425	21.378	38.057	25.347	37.643	42:27.544
9	2	2:03.528	21.338	38.997	25.616	37.577	44:31.072
10	2	2:03.234	21.915	38.772	25.110	37.437	46:34.306
11	2	2:20.041 B	21.131	37.430	24.972	56.508	48:54.347
12	3	3:17.858	1:29.888	41.273	27.893	38.804	52:12.205
13	3	2:05.629	22.383	38.733	26.873	37.640	54:17.834
14	3	2:05.570	22.052	38.836	26.725	37.957	56:23.404
15	3	2:28.725 B	22.427	38.940	27.628	59.730	58:52.129
16	4	2:57.545	1:12.150	40.285	26.538	38.572	1:01:49.674

RACC Mobility Club
Circuit de Barcelona CATALUNYA

24H DE CATALUNYA DE MOTOCICLISME
DEL 30 DE JUNY AL 2 DE JULIOL 2023

Circuit de Barcelona CATALUNYA

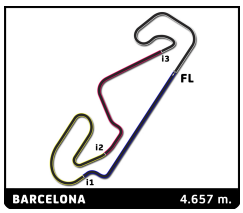

24H DE CATALUNYA DE MOTOCICLISMI
CIRCUIT DE BARCELONA-CATALUNYA
Free Practice

Sector Analysis

__ Invalidated Lap Personal Best Session Best **B** Crossing the pit lane

7 — FR Moto
1.Daniel GONZALEZ 3.David SANCHIS EWC
2.Jacopo CRETARO 4.Pedro RODRIGUEZ

Lap	R	Time	Sector 1	Sector 2	Sector 3	Sector 4	Elapsed
1	2	2:48.056	1:14.238	36.024	23.206	34.588	2:48.056
2	2	1:51.951	19.588	34.419	23.071	34.873	4:40.007
3	2	1:50.787			22.655	33.976	6:30.794
4	2	2:01.341	18.980	34.033	22.728	45.600	8:32.135
5	2	3:08.334 B	24.540			42.801	11:40.469
6	4	5:53.425	4:11.927	40.351	25.092	36.055	17:33.894
7	4	1:51.614	18.885	35.346	23.015	34.368	19:25.508
8	4	1:50.542	18.782	34.595	22.750	34.415	21:16.050
9	4	1:50.073			22.819	34.058	23:06.123
10	4	1:50.525	18.727	34.276	22.847	34.675	24:56.648
11	4	1:53.420	19.303	35.669	23.329	35.119	26:50.068
12	4	1:49.805	18.758	34.465	22.610	33.972	28:39.873
13	4	1:49.705	18.607	34.244	22.670	34.184	30:29.578
14	4	1:49.079	18.582	34.308	22.438	33.751	32:18.657
15	4	2:00.982	24.763	38.137	23.364	34.718	34:19.639
16	4	1:57.137 B	18.954	34.797	23.290	40.096	36:16.776
17	1	2:56.624	1:23.959	34.728	23.603	34.334	39:13.400
18	1	1:49.587	18.960	34.196	22.725	33.706	41:02.987
19	1	2:04.690	18.561	33.868	22.418	49.843	43:07.677
20	1	1:48.396	18.620	33.830	22.494	33.452	44:56.073
21	1	1:48.445	18.605	33.775	22.477	33.588	46:44.518
22	1	1:49.076	18.641	34.099	22.469	33.867	48:33.594
23	1	1:48.422	18.663	33.805	22.390	33.564	50:22.016
24	1	1:59.327 B	19.093	35.091	22.917	42.226	52:21.343
25	3	4:10.172 B	1:47.761	34.582	22.687	1:25.142	56:31.515
26	3	3:34.008	2:02.866	34.652	22.746	33.744	1:00:05.523

8 — Bimtrazer Fly
1.Joan ZAMORANO 3.Iker CARRACEDO O-SBK
2.Oscar SAN EMETERIO 4.Alex ZUZAYA

Lap	R	Time	Sector 1	Sector 2	Sector 3	Sector 4	Elapsed
1	1	2:50.596	1:11.599	38.404	24.316	36.277	2:50.596
2	1	1:53.933	19.814	35.489	23.465	35.165	4:44.529
3	1	1:53.636	19.685	35.498	23.403	35.050	6:38.165
4	1	1:52.540	19.516	35.063	23.226	34.735	8:30.705
5	1	2:12.146 B	20.176	36.760	24.194	51.016	10:42.851
6	2	3:26.334	1:50.738	36.423	23.502	35.671	14:09.185
7	2	1:52.724	19.655	35.126	23.172	34.771	16:01.909
8	2	1:52.562	19.135	34.715	23.772	34.940	17:54.471
9	2	1:52.320	19.165	35.284	23.299	34.572	19:46.791
10	2	2:07.204 B	20.560	37.211	24.190	45.243	21:53.995
11	3	3:18.934	1:42.768	36.412	24.144	35.610	25:12.929
12	3	1:54.019	19.747	35.565	23.505	35.202	27:06.948
13	3	1:52.509	19.499	34.707	23.086	35.217	28:59.457
14	3	1:52.839	19.399	35.452	23.265	34.723	30:52.296
15	3	2:06.444 B	19.915	35.772	24.180	46.577	32:58.740
16	4	3:21.050	1:44.121	36.909	24.450	35.570	36:19.790
17	4	1:55.826	19.752	37.146	23.796	35.132	38:15.616
18	4	1:53.920	19.459	35.756	23.527	35.178	40:09.536
19	4	1:53.897	19.514	35.014	23.230	36.139	42:03.433
20	4	2:02.604 B	19.376	35.739	23.787	43.702	44:06.037
21	4	8:07.598	6:31.040	37.257	24.105	35.196	52:13.635
22	4	1:56.744	21.098	36.275	23.543	35.828	54:10.379
23	4	1:54.096	19.569	35.526	23.752	35.249	56:04.475
24	4	1:54.308	19.605	35.911	23.536	35.256	57:58.783

9 — Artec
1.Lionel BERGERON 3.Vincent RUTKOWSKI O-SBK
2.Mathieu CLEMENT 4.Guillaume SPEARH

Lap	R	Time	Sector 1	Sector 2	Sector 3	Sector 4	Elapsed
1	1	2:15.511	33.111	39.134	25.825	37.441	2:15.511
2	1	2:01.127	21.698	37.224	25.369	36.836	4:16.638
3	1	1:56.272	20.064	36.011	24.266	35.931	6:12.910
4	1	1:56.164	19.993	35.952	24.301	35.918	8:09.074
5	1	1:55.779	19.990	35.870	24.171	35.748	10:04.853
6	1	1:55.867	19.771	35.867	23.958	36.271	12:00.720
7	1	1:55.411	19.863	35.843	23.986	35.719	13:56.131
8	1	2:03.023 B	19.813	35.885	24.107	43.218	15:59.154
9	4	3:08.391	1:30.071	37.498	24.474	36.348	19:07.545
10	4	1:57.045	20.294	36.657	24.241	35.853	21:04.590
11	4	1:57.104	20.577	36.747	24.244	35.536	23:01.694
12	4	1:56.390	20.010	36.292	24.744	35.344	24:58.084
13	4	1:56.779	20.178	36.786	24.347	35.468	26:54.863
14	4	2:05.655 B	20.110	36.274	24.744	44.527	29:00.518
15	2	3:23.299	1:44.416	37.593	24.635	36.655	32:23.817
16	2	1:57.707	20.269	36.294	24.653	36.491	34:21.524
17	2	1:57.120	20.308	36.598	24.195	36.019	36:18.644
18	2	1:58.265	20.454	36.975	24.421	36.415	38:16.909
19	2	1:56.514	20.091	36.254	24.254	35.915	40:13.423
20	2	1:56.294	20.013	36.217	24.225	35.839	42:09.717
21	2	1:56.321	19.883	35.663	24.004	36.771	44:06.038
22	2	1:55.212	19.960	35.771	24.014	35.467	46:01.250
23	2	2:11.448 B	20.302	36.990	25.636	48.520	48:12.698
24	3	3:14.828	1:32.773	39.420	25.786	36.849	51:27.526
25	3	1:56.884	19.856	36.408	24.525	36.095	53:24.410
26	3	1:56.234	19.898	36.264	24.147	35.925	55:20.644
27	3	1:55.303	19.782	36.007	23.938	35.576	57:15.947
28	3	1:54.992	19.713	35.871	23.794	35.614	59:10.939
29	3	1:54.851	19.592	35.814	23.703	35.742	1:01:05.790

10 — Team FLAM Racing-Infiniteam M
1.Fabien LAMBERT 3.Christian GENTIL EWC
2.Yoann BOURACHDENE 4.Thomas FUHRER

Lap	R	Time	Sector 1	Sector 2	Sector 3	Sector 4	Elapsed
1	1	7:02.467	5:14.588	40.569	27.741	39.569	7:02.467
2	1	2:13.023 B	21.634	38.196	25.816	47.377	9:15.490
3	2	2:45.178	1:04.342	38.261	25.291	37.284	12:00.668
4	2	2:15.989 B	20.950	37.333	24.941	52.765	14:16.657
5	3	2:47.716	1:09.066	37.181	24.479	36.990	17:04.373
6	3	2:05.607 B	20.082	35.793	23.948	45.784	19:09.980
7	4	2:41.512	1:06.271	35.804	23.965	35.472	21:51.492
8	4	2:03.617 B	20.960	36.003	24.043	42.611	23:55.109
9	1	6:12.973	4:34.922	36.865	24.908	36.278	30:08.082
10	1	2:08.972 B	20.171	36.841	25.453	46.507	32:17.054
11	2	3:24.066	1:43.666	37.637	25.399	37.364	35:41.120
12	2	2:13.993 B	21.326	36.797	24.825	51.045	37:55.113
13	3	2:52.759	1:15.533	36.805	24.353	36.068	40:47.872
14	3	2:06.078 B	19.905	36.326	24.450	45.397	42:53.950
15	4	2:51.633	1:16.173	35.988	23.862	35.610	45:45.583
16	4	2:06.397 B	19.971	35.661	23.817	46.948	47:51.980

RACC Mobility Club
Circuit de Barcelona CATALUNYA

24H DE CATALUNYA DE MOTOCICLISME
DEL 30 DE JUNY AL 2 DE JULIOL 2023

Circuit de Barcelona CATALUNYA

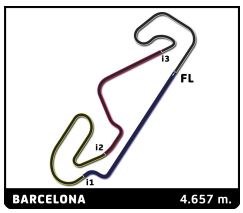

24H DE CATALUNYA DE MOTOCICLISMI
CIRCUIT DE BARCELONA-CATALUNYA
Free Practice

Sector Analysis

__ Invalidated Lap Personal Best Session Best **B** Crossing the pit lane

11 — MV Racing Team
1.Julien LENOCI 3.Yvon MANIFEST SST1
2.Marc BUISSON 4.Alexandre PERRIER

Lap	R	Time	Sector 1	Sector 2	Sector 3	Sector 4	Elapsed
1	1	10:16.394	8:37.921	37.329	24.580	36.564	10:16.394
2	1	1:59.558	21.201	38.240	24.272	35.845	12:15.952
3	1	1:55.602	19.854	35.795	23.975	35.978	14:11.554
4	1	2:07.064 B	19.808	36.890	24.350	46.016	16:18.618
5	2	3:24.995	1:41.699	39.502	25.996	37.798	19:43.613
6	2	2:00.905	20.447	37.800	25.177	37.481	21:44.518
7	2	2:01.314	20.637	37.838	25.414	37.425	23:45.832
8	2	2:01.815	21.062	37.830	25.506	37.417	25:47.647
9	2	2:01.481	20.895	37.860	25.479	37.247	27:49.128
10	2	2:01.610	20.610	37.778	25.586	37.636	29:50.738
11	2	2:01.206	20.737	37.990	25.252	37.227	31:51.944
12	2	2:17.979 B	20.806	38.099	25.817	53.257	34:09.923
13	3	4:01.742	2:19.857	38.448	25.527	37.910	38:11.665
14	3	2:03.696	21.748	38.512	25.704	37.732	40:15.361
15	3	2:02.758	21.069	37.796	25.893	38.000	42:18.119
16	3	2:01.900	21.157	37.497	25.478	37.768	44:20.019
17	3	2:15.993 B	20.915	38.053	25.587	51.438	46:36.012
18	4	3:23.100	1:36.708	41.247	26.239	38.906	49:59.112
19	4	2:02.896	20.987	38.573	25.505	37.831	52:02.008
20	4	2:03.238	20.953	38.544	25.763	37.978	54:05.246
21	4	2:05.575	21.103	39.112	26.104	39.256	56:10.821
22	4	2:20.475 B	21.375	39.942	26.662	52.496	58:31.296

14 — Motos Actives Sport 14
1.Frederic PIGEON 3.Lola DELAUNE SST1
2.Christopher AUZOUX 4.Julien VALET

Lap	R	Time	Sector 1	Sector 2	Sector 3	Sector 4	Elapsed
1	1	2:58.928	1:19.461	37.925	24.970	36.572	2:58.928
2	1	1:56.001	20.077	36.177	24.088	35.659	4:54.929
3	1	1:55.326	20.114	36.283	23.657	35.272	6:50.255
4	1	1:55.202	20.340	35.851	23.612	35.399	8:45.457
5	1	1:54.502	19.868	35.856	23.536	35.242	10:39.959
6	1	1:55.337	19.708	35.543	24.126	35.960	12:35.296
7	1	1:59.194 B	19.933	35.766	23.600	39.895	14:34.490
8	3	3:21.675	1:35.133	40.363	27.077	39.102	17:56.165
9	3	2:05.002	21.514	39.080	26.235	38.173	20:01.167
10	3	2:02.825	21.431	38.429	25.695	37.270	22:03.992
11	3	2:02.018	21.430	37.881	25.599	37.108	24:06.010
12	3	2:02.585	22.071	37.947	25.439	37.128	26:08.595
13	3	2:02.322	21.173	38.417	25.770	36.962	28:10.917
14	3	2:15.050 B	21.440	37.325	25.633	50.652	30:25.967
15	4	3:15.128	1:31.769	39.906	25.830	37.623	33:41.095
16	4	2:00.058	20.938	37.743	24.743	36.634	35:41.153
17	4	1:57.485	20.285	37.006	24.332	35.862	37:38.638
18	4	1:57.485	20.292	36.742	24.406	36.045	39:36.123
19	4	1:58.109	20.133	36.974	24.699	36.303	41:34.232
20	4	1:57.505	20.142	36.939	24.191	36.233	43:31.737
21	4	2:09.786 B	20.430	36.914	24.499	47.943	45:41.523
22	2	3:27.792 B	1:39.115	37.170	25.730	45.777	49:09.315
23	2	3:04.164	1:27.781	36.735	23.995	35.653	52:13.479
24	2	1:56.808	20.617	36.270	23.870	36.051	54:10.287
25	2	1:55.543	19.984	35.932	24.135	35.492	56:05.830
26	2	2:02.954 B	21.249	36.575	24.050	41.080	58:08.784

19 — Bornes Racing Team 74
1.Nicolas DUVERNAY 3.Yoan BERTHET SST1
2.Michael BERTHET 4.Yann BEDONI

Lap	R	Time	Sector 1	Sector 2	Sector 3	Sector 4	Elapsed
1	1	5:41.098	4:02.049	37.946	24.949	36.154	5:41.098
2	1	1:58.118	20.659	36.680	24.543	36.236	7:39.216
3	1	1:58.846	20.531	37.068	24.846	36.401	9:38.062
4	1	2:07.898 B	20.642	37.277	25.577	44.402	11:45.960
5	1	17:51.867	...	40.626	26.112	38.164	29:37.827
6	1	1:59.416	20.928	37.129	24.822	36.537	31:37.243
7	1	1:57.029	20.714	36.295	24.081	35.939	33:34.272
8	1	2:09.973 B	20.132	36.098	25.114	48.629	35:44.245
9	2	5:50.099	4:10.062	38.587	25.189	36.261	41:34.344
10	2	1:57.521	20.872	36.556	24.512	35.581	43:31.865
11	2	1:56.636	20.338	36.285	24.282	35.731	45:28.501
12	2	1:57.408	20.240	36.904	24.433	35.831	47:25.909
13	2	2:15.584 B	21.190	36.034	24.461	53.899	49:41.493
14	3	2:37.251	59.591	36.967	24.696	35.997	52:18.744
15	3	1:56.550	20.519	36.240	24.310	35.481	54:15.294
16	3	1:55.571	20.580	35.811	24.021	35.159	56:10.865
17	3	2:19.448 B	21.436	36.925	28.971	52.116	58:30.313

22 — KFERT 22
1.Kevin LUCAS 3.Adrien BONHOMME SST1
2.Alain BERTHO 4.Jean-Jacques BERTAUD

Lap	R	Time	Sector 1	Sector 2	Sector 3	Sector 4	Elapsed
1	1	3:20.068	1:33.774	40.891	26.453	38.950	3:20.068
2	1	2:04.160	21.185	38.922	25.813	38.240	5:24.228
3	1	2:02.585	21.004	38.356	25.305	37.920	7:26.813
4	1	2:02.665	20.831	38.660	25.484	37.690	9:29.478
5	1	2:13.511 B	21.608	38.874	26.237	46.792	11:42.989
6	2	3:13.881	1:30.719	38.572	26.456	38.134	14:56.870
7	2	2:04.951	21.396	38.653	27.423	37.479	17:01.821
8	2	2:01.438	21.178	38.019	25.048	37.193	19:03.259
9	2	2:00.542	20.997	37.927	24.797	36.821	21:03.801
10	2	2:02.374	21.269	38.038	25.676	37.391	23:06.175
11	2	2:16.918 B	21.047	38.472	25.464	51.935	25:23.093
12	3	3:55.054	2:12.577	39.056	25.718	37.703	29:18.147
13	3	2:33.311	20.467	1:08.806	26.249	37.789	31:51.458
14	3	1:58.903	20.466	37.279	24.801	36.357	33:50.361
15	3	1:57.607	20.175	36.677	24.563	36.192	35:47.968
16	3	2:23.878 B	21.060	39.060	27.789	55.969	38:11.846
17	4	4:15.316	2:30.253	40.161	26.569	38.333	42:27.162
18	4	2:04.430	21.430	38.708	25.637	38.655	44:31.592
19	4	2:03.178	21.081	39.059	25.829	37.209	46:34.770
20	4	2:02.847	22.327	37.893	25.435	37.192	48:37.617
21	4	2:21.204 B	21.577	40.071	26.502	53.054	50:58.821

23 — Més Competició
1.Javier LAYUNTA 3.Oscar LUQUE O-SBK
2.Gianfranco ZUCCONI 4.Daniel CARRILLO

Lap	R	Time	Sector 1	Sector 2	Sector 3	Sector 4	Elapsed
1	4	2:52.593	1:04.567	42.220	26.799	39.007	2:52.593
2	4	2:02.804	21.751	38.447	25.240	37.366	4:55.397
3	4	1:57.938	20.535	36.733	24.550	36.120	6:53.335
4	4	1:58.225	20.432	36.841	24.689	36.263	8:51.560
5	4	2:05.229 B	20.631	36.802	24.590	43.206	10:56.789
6	2	4:48.442	3:07.331	39.210	25.219	36.682	15:45.231
7	2	2:01.261	22.079	37.735	24.774	36.673	17:46.492

RACC Mobility Club

Circuit de Barcelona CATALUNYA

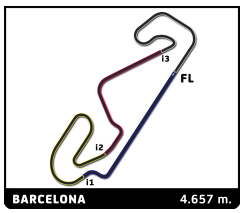

24H DE CATALUNYA DE MOTOCICLISMI
CIRCUIT DE BARCELONA-CATALUNYA
Free Practice

Sector Analysis

__ Invalidated Lap Personal Best Session Best **B** Crossing the pit lane

Lap	R	Time	Sector 1	Sector 2	Sector 3	Sector 4	Elapsed
8	2	1:59.571	20.847	37.331	24.649	36.744	19:46.063
9	2	1:58.787	21.070	37.320	24.342	36.055	21:44.850
10	2	2:08.033 B	21.737	37.141	24.937	44.218	23:52.883
11	3	5:32.939	3:50.902	39.259	25.727	37.051	29:25.822
12	3	1:58.014	20.664	36.770	24.746	35.834	31:23.836
13	3	1:57.821	20.424	36.456	24.766	36.175	33:21.657
14	3	1:57.838	20.663	36.955	24.372	35.848	35:19.495
15	3	1:57.875	20.285	36.635	24.892	36.063	37:17.370
16	3	2:12.225 B	20.418	36.972	25.255	49.580	39:29.595
17	4	4:51.283	3:13.340	37.693	24.243	36.007	44:20.878
18	4	1:55.393	20.297	35.914	23.896	35.286	46:16.271
19	4	1:54.337	19.817	35.528	23.934	35.058	48:10.608
20	4	1:54.112	19.724	35.354	23.921	35.113	50:04.720
21	4	2:03.254 B	19.937	36.002	24.511	42.804	52:07.974
22	2	3:48.659	2:09.540	38.144	25.276	35.699	55:56.633
23	2	1:56.446	20.091	36.024	24.331	36.000	57:53.079
24	2	1:58.354	20.332	36.242	24.417	37.363	59:51.433
25	2	1:58.132	20.524	37.432	24.297	35.879	1:01:49.565

26 Moto Club de Gemenos
1.Jean-Edouard AUBRY 3.Pierre SCHAAL
2.Vincent SCHAAL 4.Bastien VIGNE
EWC

Lap	R	Time	Sector 1	Sector 2	Sector 3	Sector 4	Elapsed
1	1	3:15.536	1:32.462	41.006	25.805	36.263	3:15.536
2	1	1:55.483	19.864	35.973	24.183	35.463	5:11.019
3	1	1:54.971	19.406	35.426	23.552	36.587	7:05.990
4	1	1:54.787	20.280	35.811	23.656	35.040	9:00.777
5	1	1:52.358	19.366	35.135	23.116	34.741	10:53.135
6	1	1:53.338	19.427	35.161	23.781	34.969	12:46.473
7	1	2:04.442 B	19.689	35.044	23.692	46.017	14:50.915
8	2	3:12.963	1:36.258	36.568	23.851	36.286	18:03.878
9	2	1:56.609	19.975	35.648	23.895	37.091	20:00.487
10	2	1:55.171	19.839	35.657	24.079	35.596	21:55.658
11	2	1:54.659	19.786	35.233	24.297	35.343	23:50.317
12	2	1:54.043	19.699	35.311	23.904	35.129	25:44.360
13	2	1:53.866	19.831	35.177	23.510	35.348	27:38.226
14	2	2:10.989 B	19.855	35.770	25.220	50.144	29:49.215
15	3	4:50.009	3:10.886	37.601	24.715	36.807	34:39.224
16	3	1:56.825	19.911	36.510	24.389	36.015	36:36.049
17	3	1:56.398	20.141	36.152	24.226	35.879	38:32.447
18	3	1:54.988	19.828	35.816	23.811	35.533	40:27.435
19	3	1:55.634	19.570	35.907	24.494	35.663	42:23.069
20	3	1:55.214	19.901	35.972	23.794	35.547	44:18.283
21	3	2:07.851 B	19.497	35.856	23.613	48.885	46:26.134
22	4	3:49.361	2:13.098	36.793	23.890	35.580	50:15.495
23	4	1:54.068	19.874	35.458	23.326	35.410	52:09.563
24	4	1:53.614	19.742	35.120	23.345	35.407	54:03.177
25	4	1:53.691	19.711	35.197	23.833	34.950	55:56.868
26	4	2:04.651 B	20.205	36.007	25.172	43.267	58:01.519
27	4	2:43.382	1:09.229	35.800	23.395	34.958	1:00:44.901

28 Basomba Racing-Luso Iberico
1.Guillem FERRER 3.Laurence NORRINGTON
2.Pau BACH 4.Manel MARSOL
SSP6

Lap	R	Time	Sector 1	Sector 2	Sector 3	Sector 4	Elapsed
1	4	4:47.250	2:38.877	49.919	33.619	44.835	4:47.250
2	4	2:18.261	24.163	42.609	29.199	42.290	7:05.511
3	4	2:14.474	23.149	41.589	28.148	41.588	9:19.985
4	4	2:32.191 B	24.381	41.718	28.367	57.725	11:52.176
5	1	3:32.204	1:46.015	41.145	26.313	38.731	15:24.380
6	1	2:01.568	21.424	38.028	25.177	36.939	17:25.948
7	1	2:01.138	21.528	37.784	24.848	36.978	19:27.086
8	1	2:00.444	21.432	37.517	24.844	36.651	21:27.530
9	1	2:07.406 B	21.293	37.567	25.003	43.543	23:34.936
10	2	3:35.552	1:50.276	40.131	26.758	38.387	27:10.488
11	2	2:07.591	21.384	42.042	26.155	38.010	29:18.079
12	2	2:00.979	21.392	37.763	25.430	36.394	31:19.058
13	2	2:01.231	21.367	37.825	25.383	36.656	33:20.289
14	2	2:10.754 B	21.092	37.608	24.867	47.187	35:31.043
15	3	3:43.986	1:59.988	39.740	26.530	37.728	39:15.029
16	3	2:05.182	22.709	38.672	26.329	37.472	41:20.211
17	3	2:04.482	22.512	38.425	25.842	37.703	43:24.693
18	3	2:10.138	22.654	38.805	26.347	42.332	45:34.831
19	3	2:18.364 B	23.889	38.999	26.356	49.120	47:53.195
20	4	3:43.782	1:49.750	43.469	28.380	42.183	51:36.977
21	4	2:13.605	23.449	41.093	28.024	41.039	53:50.582
22	4	2:13.834	23.140	41.365	28.196	41.133	56:04.416
23	4	2:13.010	22.938	41.497	27.668	40.907	58:17.426
24	4	2:13.695	23.146	41.606	27.945	40.998	1:00:31.121

33 Team Gaz en Grand
1.Jerome BELVAL 3.Romain VERGNE
2.Bastien ROY 4.Mathias GERBEAU
SST1

Lap	R	Time	Sector 1	Sector 2	Sector 3	Sector 4	Elapsed
1	4	2:38.616	57.206	39.029	25.224	37.157	2:38.616
2	4	2:01.014	20.366	37.892	25.692	37.064	4:39.630
3	4	1:58.458	20.038	37.327	24.487	36.606	6:38.088
4	4	1:58.719	20.159	37.389	24.504	36.667	8:36.807
5	4	1:58.902	20.542	37.354	24.532	36.474	10:35.709
6	4	2:00.413	20.328	37.970	24.829	37.286	12:36.122
7	4	1:58.350	20.119	37.407	24.120	36.704	14:34.472
8	4	2:24.001 B	20.921	38.533	24.821	59.726	16:58.473
9	2	3:38.859	1:56.285	39.761	25.614	37.199	20:37.332
10	2	2:02.185	20.647	39.152	25.387	36.999	22:39.517
11	2	2:18.698 B	20.739	37.472	24.781	55.706	24:58.215
12	2	3:54.122	2:14.876	37.823	24.797	36.626	28:52.337
13	2	1:57.757	20.330	36.774	24.278	36.375	30:50.094
14	2	1:58.775	20.835	36.573	25.003	36.364	32:48.869
15	2	2:21.854 B	20.379	37.161	24.923	59.391	35:10.723
16	3	3:27.617	1:47.534	38.397	25.489	36.197	38:38.340
17	3	1:57.879	20.290	37.116	24.583	35.890	40:36.219
18	3	1:56.431	19.908	36.586	24.275	35.662	42:32.650
19	3	2:17.349 B	19.747	36.017	25.353	56.232	44:49.999
20	3	3:33.631	1:54.976	37.563	24.673	36.419	48:23.630
21	3	2:00.965	20.469	37.004	24.435	39.057	50:24.595
22	3	2:15.242 B	20.157	39.005	25.570	50.510	52:39.837
23	1	3:50.529	2:05.484	40.353	26.868	37.824	56:30.366
24	1	2:02.708	21.327	38.466	25.591	37.324	58:33.074
25	1	2:01.822	21.139	38.102	25.234	37.347	1:00:34.896

34 Guiracing Endurance
1.Moran GUIRIEC 3.Baptiste FELGEROLLES
2.Rony SCHWARTZ 4.Jimmy OLLIVIER
SST1

Lap	R	Time	Sector 1	Sector 2	Sector 3	Sector 4	Elapsed
1	1	3:13.279	1:27.325	40.631	26.666	38.657	3:13.279
2	1	2:04.175	21.602	38.523	26.397	37.653	5:17.454
3	1	2:02.581	21.447	38.498	25.258	37.378	7:20.035
4	1	2:01.101	21.045	37.670	25.293	37.093	9:21.136

RACC Mobility Club
Circuit de Barcelona CATALUNYA

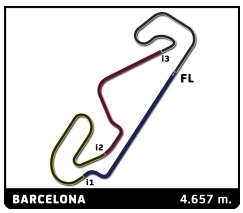

24H DE CATALUNYA DE MOTOCICLISMI
CIRCUIT DE BARCELONA-CATALUNYA
Free Practice

Sector Analysis

__ Invalidated Lap Personal Best Session Best **B** Crossing the pit lane

Lap	R	Time	Sector 1	Sector 2	Sector 3	Sector 4	Elapsed
5	1	2:11.589 B	22.563	38.214	25.052	45.760	11:32.725
6	3	3:39.227	2:00.657	37.262	25.089	36.219	15:11.952
7	3	1:54.876	19.762	36.272	23.650	35.192	17:06.828
8	3	1:55.399	19.660	36.002	23.681	36.056	19:02.227
9	3	1:57.118	20.077	36.029	24.208	36.804	20:59.345
10	3	2:06.655 B	20.073	36.833	24.034	45.715	23:06.000
11	4	3:13.557	1:32.789	37.126	24.985	38.657	26:19.557
12	4	1:58.525	20.541	36.940	24.345	36.699	28:18.082
13	4	1:57.767	20.370	36.663	24.125	36.609	30:15.849
14	4	1:57.380	20.354	36.670	24.028	36.328	32:13.229
15	4	1:57.712	20.252	36.555	24.489	36.416	34:10.941
16	4	2:06.160 B	20.798	36.939	24.952	43.471	36:17.101
17	2	3:16.758	1:37.670	37.644	24.586	36.858	39:33.859
18	2	1:56.886	20.518	36.607	23.853	35.908	41:30.745
19	2	1:56.138	20.335	35.940	24.012	35.851	43:26.883
20	2	1:56.123	20.133	36.273	23.935	35.782	45:23.006
21	2	2:01.789 B	19.717	35.998	23.767	42.307	47:24.795
22	2	5:01.757	3:23.458	37.009	24.455	36.835	52:26.552
23	2	1:55.831	19.780	36.313	23.910	35.828	54:22.383
24	2	1:56.015	19.791	36.422	23.947	35.855	56:18.398
25	2	1:58.593	19.827	36.867	24.371	37.528	58:16.991
26	2	2:04.998 B	20.166	36.348	24.244	44.240	1:00:21.989

49 Basomba Racing-Raul Torras
1.Daniel FERNANDEZ 3.Toni PASTOR
2.Lluis SALVADOR 4.Nadieh SCHOOTS
SSP6

Lap	R	Time	Sector 1	Sector 2	Sector 3	Sector 4	Elapsed
1	1	4:55.209	3:07.220	40.720	28.099	39.170	4:55.209
2	1	2:08.042	22.965	39.540	26.879	38.658	7:03.251
3	1	2:05.793	22.943	38.730	26.244	37.876	9:09.044
4	1	2:05.697	22.496	39.108	26.442	37.651	11:14.741
5	1	2:14.029 B	22.538	39.227	26.533	45.731	13:28.770
6	2	3:26.913	1:43.828	39.490	25.592	38.003	16:55.683
7	2	2:01.700	21.328	37.831	25.113	37.428	18:57.383
8	2	2:02.191	21.554	38.056	25.218	37.363	20:59.574
9	2	2:01.248	21.292	37.848	25.122	36.986	23:00.822
10	2	2:07.267 B	21.488	37.772	25.011	42.996	25:08.089
11	3	3:41.771	2:03.008	37.729	25.106	35.928	28:49.860
12	3	1:57.953	21.283	36.293	24.617	35.760	30:47.813
13	3	1:57.907	21.230	36.261	24.507	35.909	32:45.720
14	3	1:58.236	21.081	36.252	24.833	36.070	34:43.956
15	3	2:08.583 B	21.329	36.414	25.528	45.312	36:52.539
16	4	4:09.769	2:12.625	45.073	29.361	42.710	41:02.308
17	4	2:12.978	22.721	41.676	27.768	40.813	43:15.286
18	4	2:09.017	22.434	39.998	26.762	39.823	45:24.303
19	4	2:07.053	21.935	39.320	26.647	39.151	47:31.356
20	4	2:14.595 B	21.929	39.423	26.290	46.953	49:45.951
21	4	4:54.474	3:09.399	40.195	26.386	38.494	54:40.425
22	4	2:03.621	21.514	38.402	25.699	38.006	56:44.046
23	4	2:03.686	21.654	38.426	25.541	38.065	58:47.732
24	4	2:03.099	21.575	38.074	25.500	37.950	1:00:50.831

55 Dream RT-Martimotos.com
1.Omar MARCET 3.Sergi MAZA
2.Raul NAVARRO 4.Jacob ALVARO
SST1

Lap	R	Time	Sector 1	Sector 2	Sector 3	Sector 4	Elapsed
1	3	9:03.356	7:12.289	45.092	27.099	38.876	9:03.356
2	3	2:01.496	22.047	37.818	24.792	36.839	11:04.852
3	3	1:57.622	20.631	36.759	24.394	35.838	13:02.474
4	3	1:56.682	20.416	36.129	24.385	35.752	14:59.156
5	3	1:57.751	20.234	37.055	24.945	35.517	16:56.907
6	3	1:56.080	20.515	36.281	23.708	35.576	18:52.987
7	3	2:09.333 B	20.148	35.972	23.979	49.234	21:02.320
8	4	3:58.235	2:15.899	39.580	25.822	36.934	25:00.555
9	4	2:00.586	21.191	37.669	25.400	36.326	27:01.141
10	4	1:59.237	20.803	36.637	24.884	36.913	29:00.378
11	4	1:57.734	20.316	36.647	24.546	36.225	30:58.112
12	4	1:57.392	19.887	36.592	24.651	36.262	32:55.504
13	4	2:18.607 B	20.249	37.008	24.984	56.366	35:14.111

63 PMS Racing Team
1.Steeve CORMERAIS 3.Sebastien RAVELEAU
2.Lylian FONTAINE 4.Charlie MONFORT
SST1

Lap	R	Time	Sector 1	Sector 2	Sector 3	Sector 4	Elapsed
1	3	2:58.853	1:13.429	39.995	26.986	38.443	2:58.853
2	3	1:59.516	20.673	37.015	25.259	36.569	4:58.369
3	3	2:00.641	20.217	37.426	26.245	36.753	6:59.010
4	3	2:00.296	20.322	38.285	25.239	36.450	8:59.306
5	3	2:00.808	20.889	38.974	24.750	36.195	11:00.114
6	3	1:57.360	20.423	36.763	24.348	35.826	12:57.474
7	3	1:58.044	20.413	36.441	24.521	36.669	14:55.518
8	3	2:20.113 B	20.255	37.251	24.453	58.154	17:15.631
9	1	3:29.012	1:51.746	37.098	24.586	35.582	20:44.643
10	1	1:55.403	20.264	35.681	24.161	35.297	22:40.046
11	1	1:55.488	20.340	36.141	23.920	35.087	24:35.534
12	1	1:54.356	20.112	35.493	23.743	35.008	26:29.890
13	1	1:54.015	19.767	35.138	23.713	35.397	28:23.905
14	1	1:53.189	19.690	35.067	23.644	34.788	30:17.094
15	1	1:56.267	19.899	36.224	23.786	36.358	32:13.361
16	1	2:14.844 B	20.459	36.023	23.972	54.390	34:28.205
17	2	3:08.765	1:31.725	36.631	24.359	36.050	37:36.970
18	2	1:56.968	20.097	35.874	24.371	36.626	39:33.938
19	2	1:56.877	20.643	36.674	24.061	35.499	41:30.815
20	2	1:54.067	19.776	35.358	23.745	35.188	43:24.882
21	2	1:54.157	19.625	35.704	23.491	35.337	45:19.039
22	2	1:53.461	19.566	35.498	23.460	34.937	47:12.500
23	2	2:10.782 B	20.018	36.279	23.613	50.872	49:23.282
24	4	3:33.272	1:56.392	36.930	24.441	35.509	52:56.554
25	4	1:55.273	20.134	36.045	24.064	35.030	54:51.827
26	4	1:53.869	19.783	35.519	23.817	34.750	56:45.696
27	4	1:55.330	20.263	36.152	23.996	34.919	58:41.026
28	4	1:54.006	19.821	35.559	23.654	34.972	1:00:35.032

66 Team DR-JL Racing Leathers
1.Jerome LEBASSE 3.Gautier GURDEBEKE
2.Eric HARMEGNIES 4.Arnand DEKIMPE
SST1

Lap	R	Time	Sector 1	Sector 2	Sector 3	Sector 4	Elapsed
1	4	2:47.153	1:06.270	38.473	24.869	37.541	2:47.153
2	4	1:57.206	20.451	36.167	24.391	36.197	4:44.359
3	4	1:56.739	20.150	36.251	24.509	35.829	6:41.098
4	4	1:55.372	19.798	35.574	23.971	36.029	8:36.470
5	4	1:55.204	19.921	35.569	23.992	35.722	10:31.674
6	4	2:06.745 B	19.676	35.621	23.799	47.649	12:38.419
7	1	3:06.521	1:17.130	42.274	27.319	39.798	15:44.940
8	1	2:05.831	21.942	39.530	25.701	38.658	17:50.771
9	1	2:04.524	21.766	38.660	25.847	38.251	19:55.295
10	1	2:03.554	21.520	38.577	25.676	37.781	21:58.849
11	1	2:02.227	21.582	37.880	25.257	37.508	24:01.076

RACC Mobility Club
Circuit de Barcelona CATALUNYA

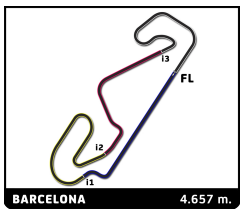

24H DE CATALUNYA DE MOTOCICLISMI
CIRCUIT DE BARCELONA-CATALUNYA
Free Practice

Sector Analysis

__ Invalidated Lap Personal Best Session Best **B** Crossing the pit lane

Lap	R	Time	Sector 1	Sector 2	Sector 3	Sector 4	Elapsed
12	1	2:13.262 B	21.423	37.864	25.164	48.811	26:14.338
13	2	3:51.042	2:09.616	38.937	25.376	37.113	30:05.380
14	2	1:59.677	20.639	37.190	24.826	37.022	32:05.057
15	2	1:58.186	20.510	36.492	24.925	36.259	34:03.243
16	2	2:07.917 B	20.618	36.572	24.921	45.806	36:11.160
17	3	3:35.265	1:49.705	40.285	25.930	39.345	39:46.425
18	3	1:58.384	20.722	37.026	24.440	36.196	41:44.809
19	3	1:58.232	20.137	37.480	24.439	36.176	43:43.041
20	3	1:57.184	20.080	36.778	24.208	36.118	45:40.225
21	3	1:56.679	20.195	36.347	24.013	36.124	47:36.904
22	3	2:14.455 B	20.609	37.356	25.058	51.432	49:51.359
23	4	3:29.351	1:52.674	36.644	24.359	35.674	53:20.710
24	4	1:54.885	20.004	35.537	23.707	35.637	55:15.595
25	4	1:54.141	19.657	35.507	23.609	35.368	57:09.736
26	4	1:54.286	19.591	35.534	23.913	35.248	59:04.022
27	4	1:55.235	19.856	35.868	23.867	35.644	1:00:59.257

69 — Box 69 Racing Marvea
1.Marc GUILLAMET 3.Christian PALOMARES O-SBK
2.Felix RODRIGUEZ 4.Marc MIRALLES

Lap	R	Time	Sector 1	Sector 2	Sector 3	Sector 4	Elapsed
1	4	4:09.696	2:25.980	40.302	26.434	36.980	4:09.696
2	4	1:54.761	19.984	35.834	23.770	35.173	6:04.457
3	4	1:52.920	19.351	35.342	23.378	34.849	7:57.377
4	4	2:01.035 B	19.228	35.313	23.410	43.084	9:58.412
5	4	4:57.064	3:21.350	36.547	23.556	35.611	14:55.476
6	4	1:51.106	19.129	34.923	22.880	34.174	16:46.582
7	4	1:50.301	18.914	34.276	22.998	34.113	18:36.883
8	4	1:49.926	18.894	34.507	22.691	33.834	20:26.809
9	4	1:59.321 B	19.309	35.076	23.099	41.837	22:26.130
10	4	3:22.105	1:47.315	36.370	23.568	34.852	25:48.235
11	4	1:54.367	20.465	35.453	23.669	34.780	27:42.602
12	4	1:52.547	19.541	34.525	23.350	35.131	29:35.149
13	4	1:51.135	19.223	34.538	23.068	34.306	31:26.284
14	4	1:51.641	19.393	34.840	23.099	34.309	33:17.925
15	4	1:58.676 B	19.381	34.635	23.692	40.968	35:16.601
16	1	3:36.325	1:59.739	36.644	24.188	35.754	38:52.926
17	1	1:55.346	19.927	36.154	23.846	35.419	40:48.272
18	1	1:55.497	20.044	36.103	24.042	35.308	42:43.769
19	1	1:54.055	19.827	35.557	23.690	34.981	44:37.824
20	1	2:06.195 B	19.826	35.558	24.822	45.989	46:44.019
21	3	3:01.555	1:24.872	39.158	23.265	34.260	49:45.574
22	3	1:49.551	19.165	34.120	22.586	33.680	51:35.125
23	3	1:48.885	19.092	33.708	22.636	33.449	53:24.010
24	3	2:02.380 B	18.706	35.141	23.379	45.154	55:26.390
25	4	3:06.748	1:31.279	35.533	23.138	36.798	58:33.138
26	4	1:51.690			23.543	34.518	1:00:24.828

74 — Martimotos.com Dream RT
1.Lancelot UNISSART 3.Benjamin CIVRAY SSP6
2.Lionel CAZALS 4.Johan FAREZ

Lap	R	Time	Sector 1	Sector 2	Sector 3	Sector 4	Elapsed
1	1	3:40.268	1:53.914	40.730	27.933	37.691	3:40.268
2	1	2:02.078	22.134	38.153	25.324	36.467	5:42.346
3	1	2:00.478	21.627	37.632	24.864	36.355	7:42.824
4	1	1:59.086	21.222	36.990	24.762	36.112	9:41.910
5	1	1:59.199	21.241	37.269	24.781	35.908	11:41.109
6	1	2:05.337 B	21.458	36.844	24.669	42.366	13:46.446
7	2	2:52.051	1:08.833	39.526	26.025	37.667	16:38.497
8	2	2:03.232	22.161	37.711	26.030	37.330	18:41.729
9	2	2:02.210	22.215	37.329	25.441	37.225	20:43.939
10	2	2:01.284	21.961	37.234	25.377	36.712	22:45.223
11	2	2:00.115	21.757	37.065	24.935	36.358	24:45.338
12	2	2:00.517	21.902	36.991	25.093	36.531	26:45.855
13	2	1:59.649	21.750	36.808	25.026	36.065	28:45.504
14	2	1:59.974	21.804	36.778	24.884	36.508	30:45.478
15	2	2:08.779 B	21.602	36.956	25.131	45.090	32:54.257
16	3	3:20.195 B	1:23.048	38.596	27.486	51.065	36:14.452
17	3	7:12.375	5:32.202	38.266	25.196	36.711	43:26.827
18	3	1:59.551	21.564	37.057	24.739	36.191	45:26.378
19	3	1:59.693	21.249	37.322	24.829	36.293	47:26.071
20	3	2:16.321 B	21.708	36.999	25.571	52.043	49:42.392
21	4	2:54.925	1:11.728	38.989	26.396	37.812	52:37.317
22	4	2:03.556	22.251	37.322	25.455	38.528	54:40.873
23	4	2:03.476	22.095	37.568	25.883	37.930	56:44.349
24	4	2:03.825	22.115	37.915	25.820	37.975	58:48.174
25	4	2:03.176	22.160	37.540	25.572	37.904	1:00:51.350

78 — Calabria Motor
1.Josep ROMEU 3.Victor BUJ O-SBK
2.Albert BADIA 4.Alejandro RODRIGUEZ

Lap	R	Time	Sector 1	Sector 2	Sector 3	Sector 4	Elapsed
1	1	8:20.472 B	6:25.270	42.568	26.810	45.824	8:20.472
2	1	3:30.469 B	1:40.459	39.381	25.755	44.874	11:50.941
3	1	6:50.435 B	5:00.110	39.706	25.878	44.741	18:41.376
4	1	20:41.982 B	...	40.099	26.356	44.680	39:23.358
5	1	3:48.180	2:07.008	38.815	25.222	37.135	43:11.538
6	1	2:00.062	20.610	37.805	24.970	36.677	45:11.600
7	1	1:59.637	20.889	37.376	24.800	36.572	47:11.237
8	1	2:12.004 B	20.859	37.082	24.496	49.567	49:23.241
9	3	3:09.571	1:28.251	38.168	25.578	37.574	52:32.812
10	3	2:00.974	20.923	37.610	25.307	37.134	54:33.786
11	3	2:11.219 B	20.558	36.888	25.176	48.597	56:45.005
12	4	3:06.809	1:20.317	41.242	26.585	38.665	59:51.814
13	4	2:04.659	21.183	39.015	26.110	38.351	1:01:56.473

83 — Die Glorreichen Sieben
1.Ralf UHLIG 3.Max MENZEL SST1
2.Sven MENZEL 4.Frank UHLIG

Lap	R	Time	Sector 1	Sector 2	Sector 3	Sector 4	Elapsed
1	2	3:15.108	1:31.212	39.641	26.647	37.608	3:15.108
2	2	2:02.569	21.341	37.857	25.882	37.489	5:17.677
3	2	2:00.950	21.657	37.634	24.829	36.830	7:18.627
4	2	2:01.386	20.998	37.165	25.174	38.049	9:20.013
5	2	2:00.851	21.759	37.007	25.170	36.915	11:20.864
6	2	2:15.190 B	21.232	37.381	25.372	51.205	13:36.054
7	3	2:52.470	1:13.627	37.363	24.656	36.824	16:28.524
8	3	1:59.145	20.775	36.917	24.960	36.493	18:27.669
9	3	1:56.333	20.306	36.083	24.175	35.769	20:24.002
10	3	1:56.226	20.113	36.045	24.178	35.890	22:20.228
11	3	1:56.579	20.510	36.020	24.192	35.857	24:16.807
12	3	2:10.042 B	20.246	36.120	26.842	46.834	26:26.849
13	1	3:39.737	1:57.825	39.083	25.512	37.317	30:06.586
14	1	2:00.009	20.710	37.587	25.328	36.384	32:06.595
15	1	1:59.993	20.994	37.220	25.344	36.435	34:06.588
16	1	1:58.658	20.525	37.167	24.793	36.173	36:05.246
17	1	1:58.297	20.631	36.844	24.839	35.983	38:03.543
18	1	2:00.495	20.447	38.024	25.503	36.521	40:04.038

RACC Mobility Club
Circuit de Barcelona CATALUNYA

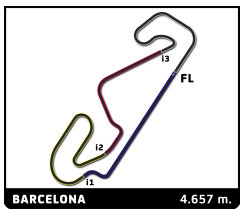

24H DE CATALUNYA DE MOTOCICLISMI
CIRCUIT DE BARCELONA-CATALUNYA
Free Practice

Sector Analysis

__ Invalidated Lap Personal Best Session Best **B** Crossing the pit lane

Lap	R	Time	Sector 1	Sector 2	Sector 3	Sector 4	Elapsed
19	1	2:13.438 B	20.567	37.217	25.095	50.559	42:17.476
20	4	3:29.984	1:48.407	38.475	25.851	37.251	45:47.460
21	4	2:02.607	21.476	38.130	25.752	37.249	47:50.067
22	4	2:01.178	21.109	37.412	25.833	36.824	49:51.245
23	4	2:01.191	20.857	37.627	25.890	36.817	51:52.436
24	4	2:01.361	21.350	37.830	25.731	36.450	53:53.797
25	4	2:01.094	21.112	37.678	25.591	36.713	55:54.891
26	4	1:59.750	20.729	36.881	25.438	36.702	57:54.641
27	4	2:14.149 B	21.435	37.561	25.890	49.263	1:00:08.790

93 **Team RB Racing**
1.Jeremy OLLIVIER 3.Franck RODRIGUEZ
2.Eric SEVIGNE 4.Jonathan OLLIVIER
O-SBK

Lap	R	Time	Sector 1	Sector 2	Sector 3	Sector 4	Elapsed
1	1	8:56.908	7:12.825	40.844	26.026	37.213	8:56.908
2	1	1:55.318	20.357	35.818	23.795	35.348	10:52.226
3	1	1:54.750	19.840	35.516	23.826	35.568	12:46.976
4	1	1:55.109	19.884	35.187	23.735	36.303	14:42.085
5	1	1:53.728	19.628	35.296	23.702	35.102	16:35.813
6	1	2:10.179 B	19.703	37.472	25.428	47.576	18:45.992
7	4	4:34.102	2:53.844	37.708	25.475	37.075	23:20.094
8	4	1:59.948	20.889	37.402	25.018	36.639	25:20.042
9	4	1:58.707	21.105	36.724	24.854	36.024	27:18.749
10	4	1:59.604	20.302	36.810	25.197	37.295	29:18.353
11	4	2:13.585 B	20.460	36.720	24.399	52.006	31:31.938
12	2	4:24.820	2:42.667	39.120	25.828	37.205	35:56.758
13	2	1:58.373	20.708	36.702	24.861	36.102	37:55.131
14	2	1:55.939	19.785	36.034	24.410	35.710	39:51.070
15	2	1:56.484	20.180	36.220	24.381	35.703	41:47.554
16	2	1:56.761	19.878	37.202	24.325	35.356	43:44.315
17	2	2:17.470 B	19.708	36.021	24.218	57.523	46:01.785
18	3	3:32.113	1:45.517	40.543	27.154	38.899	49:33.898
19	3	2:05.372	21.306	39.365	26.597	38.104	51:39.270
20	3	2:03.157	21.242	38.329	26.021	37.565	53:42.427
21	3	2:02.609	21.038	37.838	25.890	37.843	55:45.036
22	3	2:01.144	20.559	37.872	25.601	37.112	57:46.180
23	3	2:01.311	20.543	38.573	25.077	37.118	59:47.491
24	3	2:21.313 B	21.560	41.067	27.387	51.299	1:02:08.804

95 **Exit**
1.Cedric ASSOURIE 3.Jean-Paul FRITZE
2.Jerori BASTÉ 4.Mario LITRAN
SSP6

Lap	R	Time	Sector 1	Sector 2	Sector 3	Sector 4	Elapsed
1	1	3:10.381	1:19.290	43.192	28.124	39.775	3:10.381
2	1	2:09.159	22.883	39.329	27.856	39.091	5:19.540
3	1	2:24.143 B	22.700	40.116	26.951	54.376	7:43.683
4	1	3:46.662	1:59.884	40.300	27.153	39.325	11:30.345
5	1	2:05.471	22.366	38.798	26.261	38.046	13:35.816
6	1	2:15.257 B	21.997	39.036	25.920	48.304	15:51.073
7	2	3:55.183	2:10.897	39.425	26.679	38.182	19:46.256
8	2	2:03.515	22.095	37.919	25.850	37.651	21:49.771
9	2	2:12.088 B	22.398	38.373	26.218	45.099	24:01.859
10	4	3:14.334	1:30.815	39.322	26.106	38.091	27:16.193
11	4	2:03.281	21.684	37.710	26.259	37.628	29:19.474
12	4	2:15.441 B	21.469	38.374	26.186	49.412	31:34.915
13	4	3:41.039	1:58.515	38.420	26.155	37.949	35:15.954
14	4	2:04.614	22.243	38.069	26.217	38.085	37:20.568
15	4	2:17.810 B	21.894	38.333	26.712	50.871	39:38.378

96 **Team PMS99**
1.Pierre ROQUES 3.Clive RAMBURE
2.Kevin RASTEL 4.Philippe POUVILLON
O-SBK

Lap	R	Time	Sector 1	Sector 2	Sector 3	Sector 4	Elapsed
1	3	2:28.399	52.854	37.118	23.385	35.042	2:28.399
2	3	1:53.802	19.434	35.472	24.226	34.670	4:22.201
3	3	1:50.740	19.146	34.550	22.730	34.314	6:12.941
4	3	1:58.930 B	19.201	34.936	22.836	41.957	8:11.871
5	3	3:28.620	1:55.454	35.036	23.074	35.056	11:40.491
6	3	1:50.935	19.246	34.554	22.904	34.231	13:31.426
7	3	1:50.949	19.189	34.618	22.798	34.344	15:22.375
8	3	1:57.257 B	19.235	34.671	22.781	40.570	17:19.632
9	2	3:44.720	2:05.544	37.835	24.252	37.089	21:04.352
10	2	1:56.314	19.986	36.243	23.826	36.259	23:00.666
11	2	1:56.554	19.659	36.296	24.372	36.227	24:57.220
12	2	1:54.726	19.825	35.754	23.465	35.682	26:51.946
13	2	2:06.904 B	19.831	36.709	24.101	46.263	28:58.850
14	1	3:52.100	2:15.510	36.454	24.602	35.534	32:50.950
15	1	1:55.535	19.904	35.846	24.509	35.276	34:46.485
16	1	1:55.055	19.705	35.613	24.245	35.492	36:41.540
17	1	1:55.167	19.980	35.647	24.249	35.291	38:36.707
18	1	2:04.348 B	19.861	35.739	23.953	44.795	40:41.055
19	4	4:04.331	2:27.714	36.724	24.311	35.582	44:45.386
20	4	1:55.439	20.231	35.516	24.357	35.335	46:40.825
21	4	1:56.407	20.467	35.911	24.030	35.999	48:37.232
22	4	1:53.835	19.889	35.264	23.802	34.880	50:31.067
23	4	2:03.644 B	20.646	36.291	24.074	42.633	52:34.711
24	3	3:17.173	1:44.488	35.303	22.961	34.421	55:51.884
25	3	1:51.046	19.066	34.710	23.095	34.175	57:42.930
26	3	1:51.218	19.074	34.692	23.222	34.230	59:34.148
27	3	1:51.067	19.188	34.705	23.030	34.144	1:01:25.215

98 **CAP Endurance**
1.Anthony BOIRA 3.Maxime MERIOT
2.Nicolas TAULEIGNE 4.Norian JANVIER
SST1

Lap	R	Time	Sector 1	Sector 2	Sector 3	Sector 4	Elapsed
1	1	4:04.243	2:19.886	39.450	26.808	38.099	4:04.243
2	1	1:58.715	20.500	37.083	24.970	36.162	6:02.958
3	1	1:55.887	20.183	36.128	23.973	35.603	7:58.845
4	1	1:55.139	20.068	35.747	23.938	35.386	9:53.984
5	1	1:55.537	20.050	35.886	23.911	35.690	11:49.521
6	1	1:56.320	20.435	36.250	24.081	35.554	13:45.841
7	1	7:59.998	6:20.358	38.876	24.453	36.311	21:45.839
8	1	2:00.402	20.890	37.369	24.898	37.245	23:46.241
9	1	2:08.013 B	20.203	36.561	24.236	47.013	25:54.254
10	2	3:18.606	1:39.113	37.454	25.064	36.975	29:12.860
11	2	1:58.162	20.690	36.510	24.695	36.267	31:11.022
12	2	1:58.473	20.802	36.370	24.865	36.436	33:09.495
13	2	1:57.255	20.675	36.205	24.133	36.242	35:06.750
14	2	1:58.481	20.778	36.717	24.337	36.649	37:05.231
15	2	1:58.270	20.444	36.726	24.645	36.455	39:03.501
16	2	2:09.477 B	21.041	36.861	24.324	47.251	41:12.978
17	3	3:27.164	1:48.111	37.803	24.753	36.497	44:40.142
18	3	1:56.951	19.794	36.042	23.953	37.162	46:37.093
19	3	1:56.574	20.311	36.354	24.020	35.889	48:33.667
20	3	1:55.282	19.931	35.830	23.686	35.835	50:28.949
21	3	1:57.074	20.262	36.296	24.141	36.375	52:26.023
22	3	2:01.428 B	19.601	35.796	23.754	42.277	54:27.451

RACC Mobility Club
Circuit de Barcelona CATALUNYA

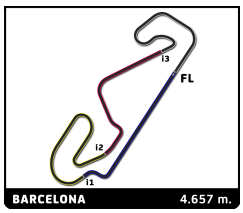

24H DE CATALUNYA DE MOTOCICLISMI
CIRCUIT DE BARCELONA-CATALUNYA
Free Practice

Sector Analysis

__ Invalidated Lap Personal Best Session Best **B** Crossing the pit lane

Lap	R	Time	Sector 1	Sector 2	Sector 3	Sector 4	Elapsed
23	4	3:17.116	1:39.659	37.114	24.549	35.794	57:44.567
24	4	1:57.182	21.058	36.569	23.739	35.816	59:41.749
25	4	1:55.191			23.721	35.398	1:01:36.940

99 **CMT Racing #99**
1.Mickael BARADON 3.Erik GUITTARD SST1
2.Tristan GUERITTE 4.Cédric DELAUNAY

Lap	R	Time	Sector 1	Sector 2	Sector 3	Sector 4	Elapsed
1	1	4:26.025 B	1:37.675	54.730	37.574	1:16.046	4:26.025
2	1	10:18.798	8:25.554	43.576	28.668	41.000	14:44.823
3	1	2:35.512 B	26.473	44.926	28.868	55.245	17:20.335
4	4	7:36.383	5:53.311	39.681	25.833	37.558	24:56.718
5	4	1:59.356	20.882	37.278	24.666	36.530	26:56.074
6	4	1:57.269	20.152	36.224	24.723	36.170	28:53.343
7	4	1:56.898	20.400	36.317	24.277	35.904	30:50.241
8	4	2:08.302 B	20.406	35.945	24.385	47.566	32:58.543
9	4	10:39.512	9:00.777	38.023	24.854	35.858	43:38.055
10	4	1:56.376	19.990	35.992	24.183	36.211	45:34.431
11	4	1:56.088	19.870	35.864	24.264	36.090	47:30.519
12	4	1:56.326	19.918	36.174	24.084	36.150	49:26.845
13	4	1:56.525	20.014	36.763	24.282	35.466	51:23.370
14	4	2:10.725 B	20.088	36.947	24.327	49.363	53:34.095
15	1	4:09.059	2:25.026	39.942	25.920	38.171	57:43.154
16	1	2:09.464	22.556	41.264	26.596	39.048	59:52.618
17	1	2:04.858	21.859	38.937	25.705	38.357	1:01:57.476

100 **Team Thuy Racing**
1.Gaelle REMY 3.Marlene GARNIER SST1
2.Natasha REMY 4.Olivier DUDON

Lap	R	Time	Sector 1	Sector 2	Sector 3	Sector 4	Elapsed
1	1	2:36.186	49.831	40.486	26.599	39.270	2:36.186
2	1	2:05.994	21.711	38.599	26.553	39.131	4:42.180
3	1	2:01.246	21.026	37.347	25.429	37.444	6:43.426
4	1	1:59.956	20.770	37.316	24.954	36.916	8:43.382
5	1	2:00.158	20.938	37.442	24.932	36.846	10:43.540
6	1	2:07.141 B	21.023	36.934	24.837	44.347	12:50.681
7	2	3:23.077	1:36.563	40.598	26.831	39.085	16:13.758
8	2	2:06.271	22.185	39.476	26.501	38.109	18:20.029
9	2	2:02.719	21.485	38.217	25.645	37.372	20:22.748
10	2	2:01.607	21.095	37.618	25.283	37.611	22:24.355
11	2	2:19.214 B	22.210	37.916	25.939	53.149	24:43.569
12	4	3:11.383	1:25.645	40.250	26.649	38.839	27:54.952
13	4	2:05.265	21.593	38.700	26.507	38.465	30:00.217
14	4	2:05.639	21.640	38.841	26.450	38.708	32:05.856
15	4	2:23.188 B	22.417	39.367	26.861	54.543	34:29.044
16	3	3:30.861	1:39.929	42.432	28.104	40.396	37:59.905
17	3	2:10.528	22.024	40.417	27.657	40.430	40:10.433
18	3	2:09.630	22.175	39.979	27.039	40.437	42:20.063
19	3	2:08.755	21.827	39.943	26.947	40.038	44:28.818
20	3	2:10.830	22.078	40.738	28.017	39.997	46:39.648
21	3	2:08.378	21.843	39.497	27.111	39.927	48:48.026
22	3	2:08.103	21.866	39.581	26.966	39.690	50:56.129
23	3	2:07.849	22.043	39.531	26.724	39.551	53:03.978
24	3	2:07.796	21.763	39.683	26.865	39.485	55:11.774
25	3	2:06.730	21.828	39.425	26.295	39.182	57:18.504
26	3	2:07.051	21.818	39.273	26.359	39.601	59:25.555
27	3	2:05.718	21.647	38.698	26.441	38.932	1:01:31.273

112 **Impac LCR Endurance**
1.Julien LEYNINGER 3.Gino CASTINEL SST1
2.Gregory CARBONNEL 4.Quentin BRACQUEMART

Lap	R	Time	Sector 1	Sector 2	Sector 3	Sector 4	Elapsed
1	1	3:20.058	1:38.954	40.839	24.667	35.598	3:20.058
2	1	1:53.714	19.548	35.264	24.032	34.870	5:13.772
3	1	1:51.745	19.233	34.747	22.856	34.909	7:05.517
4	1	1:52.364	19.544	34.911	23.505	34.404	8:57.881
5	1	1:51.771	19.380	34.953	22.876	34.562	10:49.652
6	1	1:51.591	19.149	34.902	22.872	34.668	12:41.243
7	1	2:12.566 B	19.560	36.859	25.222	50.925	14:53.809
8	2	7:39.997	6:05.459	36.268	23.490	34.780	22:33.806
9	2	1:51.265	19.112	34.812	22.934	34.407	24:25.071
10	2	1:51.254	18.995	34.389	22.789	35.081	26:16.325
11	2	1:51.153	18.951	34.508	23.379	34.315	28:07.478
12	2	1:51.661	18.952	35.289	22.769	34.651	29:59.139
13	2	2:00.909 B	18.898	34.471	22.757	44.783	32:00.048
14	3	2:55.693	1:19.161	36.516	24.194	35.822	34:55.741
15	3	1:54.339	19.857	35.770	23.565	35.147	36:50.080
16	3	1:54.094	19.782	35.668	23.561	35.083	38:44.174
17	3	1:54.180	20.137	35.589	23.429	35.025	40:38.354
18	3	1:53.521	19.564	35.350	23.661	34.946	42:31.875
19	3	1:55.890	20.101	35.678	24.362	35.749	44:27.765
20	3	1:54.800	20.058	35.422	23.473	35.847	46:22.565
21	3	2:17.616 B	20.150	35.810	23.868	57.788	48:40.181
22	4	3:30.070	1:55.734	35.488	23.587	35.261	52:10.251
23	4	1:53.064	19.844	35.049	23.473	34.698	54:03.315
24	4	2:08.659 B	19.943	35.474	23.698	49.544	56:11.974
25	4	3:48.388	2:14.814	35.323	23.476	34.775	1:00:00.362

194 **Xtra Racing Bike**
1.Benjamin PIERRE 3.Killian TROADEC SST1
2.Vincent BRUNET 4.Esteban CHAPARRO

Lap	R	Time	Sector 1	Sector 2	Sector 3	Sector 4	Elapsed
1	2	44:23.793 B	...	50.539	34.034	59.642	44:23.793

RACC Mobility Club
Circuit de Barcelona CATALUNYA