

24H DE CATALUNYA DE MOTOCICLISME

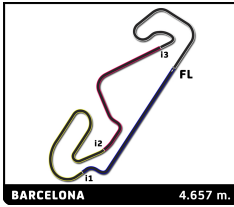
CIRCUIT DE BARCELONA-CATALUNYA

Qualifying Practice Green

Sector Analysis

— Invalidated Lap ■ Personal Best ■ Session Best B Crossing the pit lane

Lap	R	Time	Sector 1	Sector 2	Sector 3	Sector 4	Elapsed	Lap	R	Time	Sector 1	Sector 2	Sector 3	Sector 4	Elapsed								
3	Kawasaki Catala Aclam							EWC	1.Julien PILOT 3.Johan NIGON														
	2.Gabriel PONS 4.Marcel BRENNER																						
	1	4	3:07.089	1:33.599	34.847	23.891	34.752		3:07.089	5	4	2:01.186	21.445	37.370	25.226	37.145	11:16.372						
	2	4	1:51.584	19.416	33.659	24.209	34.300		4:58.673	6	4	2:01.454	22.153	37.327	25.515	36.459	13:17.826						
	3	4	1:49.111	19.008	34.171	22.382	33.550		6:47.784	7	4	2:02.952	22.679	37.282	25.893	37.098	15:20.778						
	4	4	1:47.484	18.625	33.376	22.221	33.262		8:35.268	8	4	2:04.766	22.952	38.336	26.006	37.472	17:25.544						
	5	4	1:48.584	18.651	34.252	22.486	33.195		10:23.852	9	4	2:16.423B	23.095	38.579	26.932	47.817	19:41.967						
	6	4	1:58.813B	18.882	33.899	22.409	43.623		12:22.665	10	4	9:33.968	7:52.793	38.253	26.119	36.803	29:15.935						
	7	4	2:51.713	1:18.495	34.768	22.762	35.688		15:14.378	11	4	2:00.011	21.296	37.175	25.057	36.483	31:15.946						
	8	4	1:46.718	18.472	33.303	21.979	32.964		17:01.096	7 FR Moto													
	9	4	1:48.244	18.721	33.656	22.140	33.727		18:49.340	1.Daniel GONZALEZ 3.David SANCHIS													
	10	4	1:47.547	18.478	33.618	22.315	33.136		20:36.887	2.Jacopo CRETARO 4.Pedro RODRIGUEZ													
	11	4	1:54.578	21.458	35.680	22.624	34.816		22:31.465	1							4	2:55.949	1:20.756	37.200	23.138	34.855	2:55.949
	12	4	1:47.027	18.467	33.208	22.293	33.059		24:18.492	2							4	1:50.720	18.546	33.946	23.766	34.462	4:46.669
	13	4	1:51.899	19.395	34.159	22.574	35.771		26:10.391	3							4	1:48.058		22.375	33.286	6:34.727	
14	4	1:59.283B	18.483	34.023	23.018	43.759	28:09.674	4							4	1:48.457		22.452	33.983	8:23.184			
4	TSB Motos							SST1	1.Marc LÓPEZ 3.Angel ARRIBAS														
	2.Oscar AMADO 4.Domenec VENTURA																						
	1	4	2:37.972	59.563	37.507	24.598	36.304		2:37.972	5							4	1:47.638		22.323	33.219	10:10.822	
	2	4	1:56.193	20.305	36.173	24.190	35.525		4:34.165	6							4	1:59.750B	19.704	34.468	22.721	42.857	12:10.572
	3	4	1:54.959	19.828	36.170	23.749	35.212		6:29.124	7							4	12:45.409	...	34.646	23.117	34.919	24:55.981
	4	4	1:54.506	20.107	35.486	23.723	35.190		8:23.630	8							4	1:47.889	18.683	33.676	22.224	33.306	26:43.870
	5	4	1:53.708	19.783	35.314	23.663	34.948		10:17.338	9							4	1:47.086	18.485	33.219	22.023	33.359	28:30.956
	6	4	2:10.465B	20.838	36.728	24.650	48.249		12:27.803	10							4	1:46.639			21.888	33.014	30:17.595
	7	4	9:49.609	8:10.803	37.575	24.917	36.314		22:17.412	8 Bimtrazer Fly													
	8	4	1:56.642	20.547	35.777	24.247	36.071		24:14.054	1.Joan ZAMORANO 3.Iker CARRACEDO													
	9	4	2:03.691B	20.079	36.128	23.985	43.499		26:17.745	2.Oscar SAN EMETERIO 4.Alex ZUZAYA													
10	4	5:41.905	4:04.360	36.986	24.294	36.265	31:59.650	1							4	3:18.808	1:41.641	35.815	26.070	35.282	3:18.808		
5	MPS NrBike							O-SBK	1.Nicolas NOWACKI 3.Matthieu THIBAUT														
	2.Clement GRANZOTTO 4.Stephane PAGANI																						
	1	4	2:09.964	31.770	38.920	24.069	35.205		2:09.964	2							4	1:54.851	19.640	35.780	23.941	35.490	5:13.659
	2	4	1:51.808	19.194	35.038	23.140	34.436		4:01.772	3							4	1:56.692	19.635	36.372	25.557	35.128	7:10.351
	3	4	1:51.289	19.234	34.776	23.020	34.259		5:53.061	4							4	1:53.005	19.588	35.245	23.488	34.684	9:03.356
	4	4	1:53.421	19.232	35.522	23.915	34.752		7:46.482	5							4	1:52.213	19.388	34.752	23.346	34.727	10:55.569
	5	4	1:51.512	18.989	35.047	23.018	34.458		9:37.994	6							4	1:52.100	19.443	34.812	23.569	34.276	12:47.669
	6	4	2:13.486B	19.313	38.786	26.130	49.257		11:51.480	7							4	2:05.084B	19.645	35.803	23.987	45.649	14:52.753
	7	4	3:12.701	1:39.847	35.451	22.915	34.488		15:04.181	8							4	3:48.197	2:14.043	35.705	23.753	34.696	18:40.950
	8	4	1:50.906	18.895	34.581	22.856	34.574		16:55.087	9							4	1:55.319	20.581	36.674	23.570	34.494	20:36.269
	9	4	1:50.599	18.755	34.691	22.862	34.291		18:45.686	10							4	1:56.697	21.256	37.112	23.450	34.879	22:32.966
	10	4	1:49.888	18.779	34.465	22.610	34.034		20:35.574	11							4	1:52.363	19.412	35.016	23.366	34.569	24:25.329
	11	4	1:50.057	18.777	34.346	22.730	34.204		22:25.631	12							4	1:52.873	19.478	35.186	23.543	34.666	26:18.202
	12	4	1:50.265	18.844	34.452	22.801	34.168		24:15.896	13							4	1:54.520	19.700	36.997	23.286	34.537	28:12.722
13	4	2:28.831B	19.045	43.491	31.446	54.849	26:44.727	14							4	1:53.326	19.528	35.108	23.268	35.422	30:06.048		
6	Objectif 2R							EWC	1.Jean-Yves COLAS 3.Dylan REAU														
	2.Wayne BOURGEAIS 4.Mathieu BOISDON																						
	1	4	3:09.393	1:23.887	39.752	27.178	38.576		3:09.393	7							4	2:01.953	24.687	37.448	24.295	35.523	2:01.953
	2	4	2:01.497	21.481	37.553	25.232	37.231		5:10.890	8							4	1:56.234	20.161	36.075	24.963	35.035	3:58.187
	3	4	2:02.750	21.144	37.821	26.202	37.583		7:13.640	9							4	1:54.251	19.771	35.619	23.640	35.221	5:52.438
	4	4	2:01.546	21.108	37.954	25.650	36.834		9:15.186	10							4	1:55.151	19.672	35.869	24.357	35.253	7:47.589
	5	4	1:53.969	19.566	35.533	23.602	35.268		9:41.558	11							4	1:53.969	19.566	35.533	23.602	35.268	9:41.558
	6	4	1:53.938	19.376	35.663	23.642	35.257		11:35.496	12							4	1:53.938	19.376	35.663	23.642	35.257	11:35.496
	7	4	1:54.108	19.571	35.673	23.446	35.418		13:29.604	13							4	2:06.129B	19.509	35.862	24.492	46.266	28:12.585
	8	4	2:06.513B	20.599	35.944	23.704	46.266		15:36.117	14							4	1:55.970	20.247	35.744	23.932	36.047	22:17.569
	9	4	4:45.482	3:09.624	35.756	23.813	36.289		20:21.599	15							4	1:54.574	19.593	36.036	23.525	35.420	24:12.143
10	4	1:55.970	20.247	35.744	23.932	36.047	22:17.569	16							4	1:54.313	19.618	35.778	23.676	35.241	26:06.456		
11	4	1:54.574	19.593	36.036	23.525	35.420	24:12.143																
12	4	1:54.313	19.618	35.778	23.676	35.241	26:06.456																
13	4	2:06.129B	19.509	35.862	24.492	46.266	28:12.585																
9	Artec							O-SBK	1.Lionel BERGERON 3.Vincent RUTKOWSKI														
	2.Mathieu CLEMENT 4.Guillaume SPEARH																						
	1	4	2:01.953	24.687	37.448	24.295	35.523		2:01.953	2							4	1:56.234	20.161	36.075	24.963	35.035	3:58.187
	2	4	1:56.234	20.161	36.075	24.963	35.035		3:58.187	3							4	1:54.251	19.771	35.619	23.640	35.221	5:52.438
	3	4	1:54.251	19.771	35.619	23.640	35.221		5:52.438	4							4	1:55.151	19.672	35.869	24.357	35.253	7:47.589
	4	4	1:55.151	19.672	35.869	24.357	35.253		7:47.589	5							4	1:53.969	19.566	35.533	23.602	35.268	9:41.558
	5	4	1:53.969	19.566	35.533	23.602	35.268		9:41.558	6							4	1:53.938	19.376	35.663	23.642	35.257	11:35.496
	6	4	1:53.938	19.376	35.663	23.642	35.257		11:35.496	7							4	1:54.108	19.571	35.673	23.446	35.418	13:29.604
	7	4	1:54.108	19.571	35.673	23.446	35.418		13:29.604	8							4	2:06.513B	20.599	35.944	23.704	46.266	15:36.117
	8	4	2:06.513B	20.599	35.944	23.704	46.266		15:36.117	9							4	4:45.482	3:09.624	35.756	23.813	36.289	20:21.599
	9	4	4:45.482	3:09.624	35.756	23.813	36.289		20:21.599	10							4	1:55.970	20.247	35.744	23.932	36.047	22:17.569
	10	4	1:55.970	20.247	35.744	23.932	36.047		22:17.569	11							4	1:54.574	19.593	36.036	23.525	35.420	24:12.143
	11	4	1:54.574	19.593	36.036	23.525	35.420		24:12.143	12							4	1:54.313	19.618	35.778	23.676	35.241	26:06.456
	12	4	1:54.313	19.618	35.778	23.676	35.241		26:06.456	13							4	2:06.129B	19.509	35.862	24.492	46.266	28:12.585
13	4	2:06.129B	19.509	35.862	24.492	46.266	28:12.585																



24H DE CATALUNYA DE MOTOCICLISME

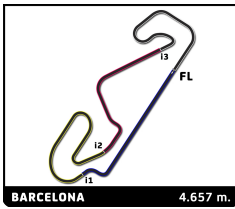
CIRCUIT DE BARCELONA-CATALUNYA

Qualifying Practice Green

Sector Analysis

— Invalidated Lap ■ Personal Best ■ Session Best B Crossing the pit lane

Lap	R	Time	Sector 1	Sector 2	Sector 3	Sector 4	Elapsed	Lap	R	Time	Sector 1	Sector 2	Sector 3	Sector 4	Elapsed		
10	Team FLAM Racing-Infiniteam M							EWC	1. Fabien LAMBERT 3. Christian GENTIL								
	2. Yoann BOURACHDENE 4. Thomas FUHRER																
	1	4	2:45.680	1:11.677	35.978	23.393	34.632		2:45.680	1	4	5:23.939	3:37.714	40.353	27.472	38.400	5:23.939
	2	4	1:52.152	19.534	35.049	23.192	34.377		4:37.832	2	4	2:02.801	21.415	38.608	25.586	37.192	7:26.740
	3	4	1:52.224	19.423	34.569	23.327	34.905		6:30.056	3	4	2:00.949	21.898	37.440	24.933	36.678	9:27.689
	4	4	1:52.829	19.928	35.084	23.366	34.451		8:22.885	4	4	1:59.757	20.903	37.545	24.464	36.845	11:27.446
	5	4	1:51.808	19.667	34.702	23.146	34.293		10:14.693	5	4	1:59.326	20.638	37.006	24.660	37.022	13:26.772
	6	4	1:52.199	19.450	34.779	23.662	34.308		12:06.892	6	4	2:29.627 B	30.525	41.202	25.086	52.814	15:56.399
7	4	2:10.557 B	19.881	34.862	23.738	52.076	14:17.449	7	4	4:12.435	2:31.979	38.663	25.091	36.702	20:08.834		
8	4	1:57.867	20.495	36.715	24.385	36.272	22:06.701	8	4	1:57.867	20.495	36.715	24.385	36.272	22:06.701		
9	4	1:58.305	20.407	36.722	24.556	36.620	24:05.006	9	4	1:58.305	20.407	36.722	24.556	36.620	24:05.006		
10	4	1:59.473	21.599	36.908	24.554	36.412	26:04.479	10	4	1:59.473	21.599	36.908	24.554	36.412	26:04.479		
11	4	1:57.953	20.652	36.421	24.358	36.522	28:02.432	11	4	1:57.953	20.652	36.421	24.358	36.522	28:02.432		
12	4	1:57.163	20.265	36.664	24.302	35.932	29:59.595	12	4	1:57.163	20.265	36.664	24.302	35.932	29:59.595		
13	4	1:57.235	20.524	36.464	24.519	35.728	31:56.830	13	4	1:57.235	20.524	36.464	24.519	35.728	31:56.830		
23	Més Competició							O-SBK	1. Javier LAYUNTA 3. Oscar LUQUE								
	2. Gianfranco ZUCCONI 4. Daniel CARRILLO																
	1	4	3:29.801	1:47.632	39.149	26.504	36.516		3:29.801	1	4	3:29.801	1:47.632	39.149	26.504	36.516	3:29.801
	2	4	1:56.418	20.553	36.165	24.120	35.580		5:26.219	2	4	1:56.418	20.553	36.165	24.120	35.580	5:26.219
	3	4	1:54.950	19.754	35.932	23.983	35.281		7:21.169	3	4	1:54.950	19.754	35.932	23.983	35.281	7:21.169
	4	4	1:54.043	19.679	35.448	23.668	35.248		9:15.212	4	4	1:54.043	19.679	35.448	23.668	35.248	9:15.212
	5	4	1:53.526	19.537	35.333	23.678	34.978		11:08.738	5	4	1:53.526	19.537	35.333	23.678	34.978	11:08.738
	6	4	2:03.283 B	20.394	36.199	24.228	42.462		13:12.021	6	4	2:03.283 B	20.394	36.199	24.228	42.462	13:12.021
26	Moto Club de Gemenos							EWC	1. Jean-Edouard AUBRY 3. Pierre SCHAAL								
	2. Vincent SCHAAL 4. Bastien VIGNE																
	1	4	3:10.691	1:33.352	36.506	25.213	35.620		3:10.691	1	4	3:10.691	1:33.352	36.506	25.213	35.620	3:10.691
	2	4	1:54.368	20.288	35.812	23.570	34.698		5:05.059	2	4	1:54.368	20.288	35.812	23.570	34.698	5:05.059
	3	4	1:53.662	19.554	34.985	23.939	35.184		6:58.721	3	4	1:53.662	19.554	34.985	23.939	35.184	6:58.721
	4	4	2:02.624	19.567	43.763	24.055	35.239		9:01.345	4	4	2:02.624	19.567	43.763	24.055	35.239	9:01.345
	5	4	1:52.486	19.614	35.196	23.160	34.516		10:53.831	5	4	1:52.486	19.614	35.196	23.160	34.516	10:53.831
	6	4	2:04.011 B	19.380	36.392	23.827	44.412		12:57.842	6	4	2:04.011 B	19.380	36.392	23.827	44.412	12:57.842
	7	4	3:56.209	2:21.706	35.986	23.496	35.021		16:54.051	7	4	3:56.209	2:21.706	35.986	23.496	35.021	16:54.051
	8	4	1:52.577	19.575	35.213	23.237	34.552		18:46.628	8	4	1:52.577	19.575	35.213	23.237	34.552	18:46.628
	9	4	1:52.082	19.505	34.718	23.237	34.622		20:38.710	9	4	1:52.082	19.505	34.718	23.237	34.622	20:38.710
	10	4	1:52.675	19.466	35.065	23.194	34.950		22:31.385	10	4	1:52.675	19.466	35.065	23.194	34.950	22:31.385
	11	4	1:52.401	19.565	34.903	23.224	34.709		24:23.786	11	4	1:52.401	19.565	34.903	23.224	34.709	24:23.786
	12	4	2:05.921 B	19.719	35.911	24.134	46.157		26:29.707	12	4	2:05.921 B	19.719	35.911	24.134	46.157	26:29.707
28	Basomba Racing-Luso Iberico							SSP6	1. Guillem FERRER 3. Laurence NORRINGTON								
	2. Pau BACH 4. Manel MARSOL																
	1	4	3:27.538	1:33.691	42.779	28.705	42.363		3:27.538	1	4	3:27.538	1:33.691	42.779	28.705	42.363	3:27.538
	2	4	2:13.586	23.912	41.340	27.646	40.688		5:41.124	2	4	2:13.586	23.912	41.340	27.646	40.688	5:41.124
	3	4	2:11.753	23.699	40.767	27.048	40.239		7:52.877	3	4	2:11.753	23.699	40.767	27.048	40.239	7:52.877
	4	4	2:11.155	23.032	40.657	27.512	39.954		10:04.032	4	4	2:11.155	23.032	40.657	27.512	39.954	10:04.032
	5	4	2:20.315 B	23.040	40.148	27.018	50.109		12:24.347	5	4	2:20.315 B	23.040	40.148	27.018	50.109	12:24.347
	6	4	9:17.430	7:24.697	42.419	29.098	41.216		21:41.777	6	4	9:17.430	7:24.697	42.419	29.098	41.216	21:41.777
	7	4	2:08.381	22.852	39.428	26.962	39.139		23:50.158	7	4	2:08.381	22.852	39.428	26.962	39.139	23:50.158
	8	4	2:06.426	22.332	38.840	26.475	38.779		25:56.584	8	4	2:06.426	22.332	38.840	26.475	38.779	25:56.584
	9	4	2:06.148	22.242	38.960	26.363	38.583		28:02.732	9	4	2:06.148	22.242	38.960	26.363	38.583	28:02.732
	10	4	2:04.227	21.901	38.321	26.155	37.850		30:06.959	10	4	2:04.227	21.901	38.321	26.155	37.850	30:06.959
19	Bornaes Racing Team 74							SST1	1. Nicolas DUVERNAY 3. Yoan BERTHET								
	2. Michael BERTHET 4. Yann BEDONI																
	1	4	2:40.363	1:01.992	36.947	25.290	36.134		2:40.363	1	4	2:40.363	1:01.992	36.947	25.290	36.134	2:40.363
	2	4	1:57.027	20.350	36.014	24.782	35.881		4:37.390	2	4	1:57.027	20.350	36.014	24.782	35.881	4:37.390
	3	4	1:56.423	20.297	35.851	24.587	35.688		6:33.813	3	4	1:56.423	20.297	35.851	24.587	35.688	6:33.813
	4	4	1:57.226	20.898	35.960	24.574	35.794		8:31.039	4	4	1:57.226	20.898	35.960	24.574	35.794	8:31.039
	5	4	2:20.421 B	20.714	36.765	24.253	58.689		10:51.460	5	4	2:20.421 B	20.714	36.765	24.253	58.689	10:51.460
	6	4	9:23.240	7:43.621	37.850	24.922	36.847		20:14.700	6	4	9:23.240	7:43.621	37.850	24.922	36.847	20:14.700
	7	4	1:57.649	20.728	36.342	24.205	36.374		22:12.349	7	4	1:57.649	20.728	36.342	24.205	36.374	22:12.349
	8	4	1:57.533	20.668	36.563	24.320	35.982		24:09.882	8	4	1:57.533	20.668	36.563	24.320	35.982	24:09.882
	9	4	1:56.138	20.180	36.282	24.187	35.489		26:06.020	9	4	1:56.138	20.180	36.282	24.187	35.489	26:06.020
	10	4	1:56.744	20.538	36.211	24.093	35.902		28:02.764	10	4	1:56.744	20.538	36.211	24.093	35.902	28:02.764
11	4	1:57.032	20.802	36.287	24.112	35.831	29:59.796	11	4	1:57.032	20.802	36.287	24.112	35.831	29:59.796		
12	4	1:57.187	20.786	36.226	24.410	35.765	31:56.983	12	4	1:57.187	20.786	36.226	24.410	35.765	31:56.983		



24H DE CATALUNYA DE MOTOCICLISME

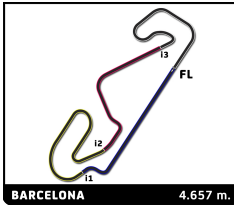
CIRCUIT DE BARCELONA-CATALUNYA

Qualifying Practice Green

Sector Analysis

— Invalidated Lap ■ Personal Best ■ Session Best B Crossing the pit lane

Lap	R	Time	Sector 1	Sector 2	Sector 3	Sector 4	Elapsed	Lap	R	Time	Sector 1	Sector 2	Sector 3	Sector 4	Elapsed	
96 Team PMS99 1.Pierre ROQUES 2.Kevin RASTEL								3.Clive RAMBURE 4.Philippe POUVILLON								O-SBK
1	4	2:09.891		32.011	37.578	24.610	35.692	2:09.891								
2	4	1:53.798		20.206	34.928	23.986	34.678	4:03.689								
3	4	1:54.476		20.249	35.526	23.866	34.835	5:58.165								
4	4	1:53.669		19.800	35.190	23.506	35.173	7:51.834								
5	4	1:54.425		19.915	35.161	23.773	35.576	9:46.259								
6	4	1:53.789		19.881	35.388	23.499	35.021	11:40.048								
7	4	2:06.037	B	20.653	36.036	23.841	45.507	13:46.085								
8	4	9:40.720		8:05.665	35.866	23.667	35.522	23:26.805								
9	4	1:53.159		19.762	35.218	23.342	34.837	25:19.964								
10	4	1:52.849		19.679	35.131	23.255	34.784	27:12.813								
11	4	1:52.931		19.795	35.136	23.211	34.789	29:05.744								
12	4	1:52.779		19.884	34.940	23.361	34.594	30:58.523								
98 CAP Endurance 1.Anthony BOIRA 2.Nicolas TAULEIGNE								3.Maxime MERIOT 4.Norian JANVIER								SST1
1	4	4:47.708				24.036	35.736	4:47.708								
2	4	1:53.113		19.434	35.071	23.354	35.254	6:40.821								
3	4	1:52.422		19.559	35.106	22.988	34.769	8:33.243								
4	4	2:17.538	B	19.540	36.031	23.906	58.061	10:50.781								
99 CMT Racing #99 1.Mickael BARADON 2.Tristan GUERITTE								3.Erik GUITTARD 4.Cédric DELAUNAY								SST1
1	4	4:01.284		2:21.957	38.226	25.425	35.676	4:01.284								
2	4	1:54.681		20.109	35.493	23.940	35.139	5:55.965								
3	4	1:54.642		19.682	35.279	23.854	35.827	7:50.607								
4	4	1:55.499				24.057	35.418	9:46.106								
5	4	1:55.276		19.772	36.169	23.956	35.379	11:41.382								
6	4	1:54.953		19.969	35.853	24.036	35.095	13:36.335								
7	4	1:54.107		19.762	35.333	23.810	35.202	15:30.442								
8	4	1:54.129		19.545	35.218	23.747	35.619	17:24.571								
9	4	1:54.098		19.659	35.329	24.010	35.100	19:18.669								
10	4	2:12.343	B	19.948	37.972	24.511	49.912	21:31.012								
100 Team Thuy Racing 1.Gaëlle REMY 2.Natasha REMY								3.Marlene GARNIER 4.Olivier DUDON								SST1
1	4	3:39.895		1:53.374	40.299	27.541	38.681	3:39.895								
2	4	2:03.677		20.989	38.256	26.212	38.220	5:43.572								
3	4	2:04.316		21.586	38.832	25.795	38.103	7:47.888								
4	4	2:04.159		21.594	38.591	26.003	37.971	9:52.047								
5	4	2:03.652		21.782	38.079	25.856	37.935	11:55.699								
6	4	2:02.756		21.793	37.839	25.515	37.609	13:58.455								
7	4	2:25.373	B	21.976	38.485	26.289	58.623	16:23.828								
112 Impac LCR Endurance 1.Julien LEYNINGER 2.Gregory CARBONNEL								3.Gino CASTINEL 4.Quenfin BRACQUEMART								SST1
1	4	2:03.805		29.593	36.058	23.686	34.468	2:03.805								
2	4	1:53.044		19.631	34.877	24.508	34.028	3:56.849								
3	4	1:51.400		19.568	34.578	23.236	34.018	5:48.249								
78 Calabria Motor 1.Josep ROMEU 2.Albert BADIA								3.Victor BUJ 4.Alejandro RODRIGUEZ								O-SBK
1	4	7:13.246		5:30.003	39.418	26.100	37.725	7:13.246								
2	4	2:01.599		21.133	37.988	25.478	37.000	9:14.845								
3	4	2:01.260		20.772	37.635	25.482	37.371	11:16.105								
4	4	2:16.346	B	22.258	39.184	26.938	47.966	13:32.451								
83 Die Glorreichen Sieben 1.Ralf UHLIG 2.Sven MENZEL								3.Max MENZEL 4.Frank UHLIG								SST1
1	4	2:55.741		1:14.925	38.246	25.584	36.986	2:55.741								
2	4	1:59.898		20.793	37.102	25.521	36.482	4:55.639								
3	4	2:00.326		20.909	37.410	25.232	36.775	6:55.965								
4	4	2:00.515		20.937	37.558	25.647	36.373	8:56.480								
5	4	2:00.118		20.990	37.086	25.200	36.842	10:56.598								
6	4	2:14.265	B	22.104	38.149	25.905	48.107	13:10.863								
93 Team RB Racing 1.Jeremy OLLIVIER 2.Eric SEVIGNE								3.Franck RODRIGUEZ 4.Jonathan OLLIVIER								O-SBK
1	4	3:20.593		1:39.988	37.191	26.940	36.474	3:20.593								
2	4	1:57.611		20.636	36.547	24.463	35.965	5:18.204								
3	4	1:57.008		20.327	35.948	25.140	35.593	7:15.212								
4	4	1:57.004		20.278	36.538	24.628	35.560	9:12.216								
5	4	1:57.428		20.866	36.310	24.445	35.807	11:09.644								
6	4	1:57.000		20.773	36.076	24.427	35.724	13:06.644								
7	4	1:55.272		20.095	36.004	23.851	35.322	15:01.916								
8	4	2:10.638	B	20.427	35.842	24.278	50.091	17:12.554								
95 Exit 1.Cedric ASSOUVIE 2.Jerori BASTÉ								3.Jean-Paul FRITZE 4.Mario LITRAN								SSP6
1	4	3:09.172		1:23.248	39.753	27.477	38.694	3:09.172								
2	4	2:05.132		22.507	38.527	26.489	37.609	5:14.304								
3	4	2:03.341		21.799	38.173	25.823	37.546	7:17.645								
4	4	2:02.921		21.832	37.886	25.885	37.318	9:20.566								
5	4	2:03.102		21.965	37.839	25.856	37.442	11:23.668								
6	4	2:04.253		21.830	38.241	25.926	38.256	13:27.921								
7	4	2:03.381		21.935	38.062	25.688	37.696	15:31.302								
8	4	2:03.954		22.032	37.828	26.082	38.012	17:35.256								
9	4	2:03.350		21.700	38.070	25.714	37.866	19:38.606								
10	4	2:16.443	B	22.077	37.959	25.818	50.589	21:55.049								
11	4	4:34.957		2:52.035	38.916	26.135	37.871	26:30.006								
12	4	2:03.440		21.883	37.963	25.864	37.730	28:33.446								
13	4	2:04.351		22.125	37.871	26.140	38.215	30:37.797								



24H DE CATALUNYA DE MOTOCICLISME

CIRCUIT DE BARCELONA-CATALUNYA

Qualifying Practice Green

Sector Analysis

— Invalidated Lap

■ Personal Best

■ Session Best

B Crossing the pit lane

Lap	R	Time	Sector 1	Sector 2	Sector 3	Sector 4	Elapsed	Lap	R	Time	Sector 1	Sector 2	Sector 3	Sector 4	Elapsed
4	4	1:51.179	19.389	34.495	23.060	34.235	7:39.428								
5	4	1:50.692	19.387	34.584	22.877	33.844	9:30.120								
6	4	2:13.718B	19.937	36.631	23.997	53.153	11:43.838								

194

Xtra Racing Bike

1. Benjamin PIERRE
2. Vincent BRUNET
3. Killian TROADEC
4. Esteban CHAPARRO

SST1

1	4	3:00.460	1:21.402	37.683	24.800	36.575	3:00.460
2	4	1:56.584	20.182	36.888	23.804	35.710	4:57.044
3	4	1:55.641	20.105	36.443	23.620	35.473	6:52.685
4	4	1:56.377	19.918	36.235	24.097	36.127	8:49.062
5	4	2:12.494B	21.760	37.913	25.764	47.057	11:01.556
6	4	4:03.254	2:27.751	36.286	23.671	35.546	15:04.810
7	4	1:54.832	19.796	35.777	23.832	35.427	16:59.642
8	4	1:55.827	19.903	35.720	24.327	35.877	18:55.469
9	4	2:06.498B	20.375	36.203	24.668	45.252	21:01.967