

24H DE CATALUNYA DE MOTOCICLISME

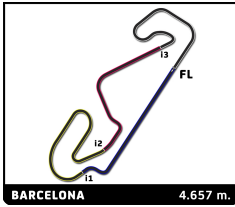
CIRCUIT DE BARCELONA-CATALUNYA

Night Practice

Sector Analysis

— Invalidated Lap ■ Personal Best ■ Session Best B Crossing the pit lane

Lap	R	Time	Sector 1	Sector 2	Sector 3	Sector 4	Elapsed	Lap	R	Time	Sector 1	Sector 2	Sector 3	Sector 4	Elapsed		
36	4	1:53.983	19.376	35.390	24.241	34.976	1:30:23.337	17	4	1:50.953	19.088	34.615	22.957	34.293	44:12.192		
6	Objectif 2R 1. Jean-Yves COLAS 2. Wayne BOURGEOIS 3. Dylan REAU 4. Mathieu BOISDON YAMAHA YZF R-6 600 EWC							18	4	1:50.257	19.089	34.303	22.840	34.025	46:02.449		
	19	4	2:03.967	20.279	41.435	25.398	36.855	48:06.416									
	20	4	3:18.691	21.651	1:03.246	54.324	59.470	51:25.107									
	21	4	2:49.763	48.902	53.968	29.694	37.199	54:14.870									
	22	4	1:51.579	19.608	35.323	22.902	33.746	56:06.449									
	23	4	1:48.813	19.406	33.595	22.413	33.399	57:55.262									
	24	4	2:00.167 B	18.918	35.996	23.961	41.292	59:55.429									
	25	3	2:55.418	1:23.990	34.712	22.980	33.736	1:02:50.847									
	26	3	1:48.889	19.180	34.026	22.453	33.230	1:04:39.736									
	27	3	1:47.465	18.554	33.540	22.280	33.091	1:06:27.201									
28	3	1:47.433	18.783	33.425	22.231	32.994	1:08:14.634										
29	3	1:48.232	18.540	33.577	22.676	33.439	1:10:02.866										
30	3	1:47.490	18.525	33.452	22.360	33.153	1:11:50.356										
31	3	2:03.425 B	18.776	35.315	22.940	46.394	1:13:53.781										
32	1	2:47.711	1:14.440	35.369	23.090	34.812	1:16:41.492										
33	1	1:50.587	19.005	34.479	22.958	34.145	1:18:32.079										
34	1	1:50.476	19.011	34.504	22.822	34.139	1:20:22.555										
35	1	1:49.985	18.881	34.312	22.926	33.866	1:22:12.540										
36	1	2:03.607 B	19.725	35.688	23.086	45.108	1:24:16.147										
7	FR Moto 1. Daniel GONZALEZ 2. Jacopo CRETARO 3. David SANCHIS 4. Pedro RODRIGUEZ YAMAHA YZF R-1 1000 EWC							8	Bimtrazer Fly 1. Joan ZAMORANO 2. Oscar SAN EMETERIO 3. Iker CARRACEDO 4. Alex ZUZAYA YAMAHA YZF R-1 1000 O-SBK								
	1	1	11:46.957	...	36.452	23.420	34.731		11:46.957	1	1	3:03.211	1:25.676	36.838	24.292	36.405	3:03.211
	2	1	1:52.332	19.368	34.840	23.515	34.609		13:39.289	2	1	1:57.103	20.874	36.393	24.043	35.793	5:00.314
	3	1	1:51.628	19.209	34.777	22.995	34.647		15:30.917	3	1	1:56.706	20.309	36.930	24.072	35.395	6:57.020
	4	1	1:50.884	19.204	34.524	22.965	34.191		17:21.801	4	1	1:56.121	20.155	35.866	24.684	35.416	8:53.141
	5	1	1:51.821	19.301	34.502	23.746	34.272		19:13.622	5	1	1:54.879	20.372	35.518	23.926	35.063	10:48.020
	6	1	1:52.280	19.755	34.767	23.343	34.415		21:05.902	6	1	1:54.118	20.025	35.285	23.851	34.957	12:42.138
	7	1	1:58.090 B	19.028	34.438	23.221	41.403		23:03.992	7	1	2:04.904 B	20.082	35.916	24.321	44.585	14:47.042
	8	2	3:11.652	1:39.013	35.003	23.193	34.443		26:15.644	8	3	3:34.762	1:55.138	36.691	23.821	39.112	18:21.804
	9	2	1:51.533	20.040	34.636	22.890	33.967		28:07.177	9	3	1:56.280	20.277	36.095	23.901	36.007	20:18.084
10	2	1:50.577	19.358	34.228	23.333	33.658	29:57.754	10	3	1:55.403	19.912	35.807	24.052	35.632	22:13.487		
11	2	1:50.318	18.939	34.117	22.594	34.668	31:48.072	11	3	1:56.852	20.130	36.243	24.886	35.593	24:10.339		
12	2	1:49.584	19.156	34.219	22.455	33.754	33:37.656	12	3	1:54.741	19.635	35.843	23.746	35.517	26:05.080		
13	2	1:49.540	18.944	34.041	22.695	33.860	35:27.196	13	3	1:54.930	19.746	35.304	24.614	35.266	28:00.010		
14	2	1:49.452	19.008	34.015	22.845	33.584	37:16.648	14	3	1:54.226	19.708	35.590	23.596	35.332	29:54.236		
15	2	1:57.799 B	19.496	34.253	22.991	41.059	39:14.447	15	3	2:02.214 B	20.096	35.738	23.568	42.812	31:56.450		
16	4	3:06.792	1:29.582	38.055	23.678	35.477	42:21.239	16	4	3:51.565	2:13.696	36.580	24.905	36.384	35:48.015		
9	Artec 1. Lionel BERGERON 2. Mathieu CLEMENT 3. Vincent RUTKOWSKI 4. Guillaume SPEARH KAWASAKI ZX10R 1000 O-SBK							17	4	1:57.852	20.496	36.980	24.604	35.772	37:45.867		
	18	4	1:55.917	20.331	35.856	24.347	35.383	39:41.784									
	19	4	1:54.599	20.047	35.639	23.934	34.979	41:36.383									
	20	4	1:55.019	19.979	35.858	24.027	35.155	43:31.402									
	21	4	1:57.658	20.923	36.253	24.167	36.315	45:29.060									
	22	4	2:12.655 B	20.175	37.574	24.508	50.398	47:41.715									
	23	2	8:47.002	7:06.984	38.208	25.597	36.213	56:28.717									
	24	2	1:59.130	21.686	36.266	24.600	36.578	58:27.847									
	25	2	1:57.443	20.274	36.001	24.907	36.261	1:00:25.290									
	26	2	1:55.990	19.773	35.623	24.831	35.763	1:02:21.280									
27	2	1:54.756	19.889	35.536	23.769	35.562	1:04:16.036										
28	2	1:54.655	19.628	35.562	23.474	35.991	1:06:10.691										
29	2	2:07.639 B	19.982	36.136	24.540	46.981	1:08:18.330										

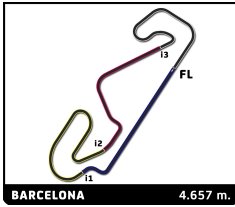


24H DE CATALUNYA DE MOTOCICLISME
CIRCUIT DE BARCELONA-CATALUNYA
Night Practice

Sector Analysis

— Invalidated Lap ■ Personal Best ■ Session Best B Crossing the pit lane

Lap	R	Time	Sector 1	Sector 2	Sector 3	Sector 4	Elapsed	Lap	R	Time	Sector 1	Sector 2	Sector 3	Sector 4	Elapsed
1	1	2:57.748	1:17.989	38.345	24.699	36.715	2:57.748	15	3	10:56.378	9:17.649	37.798	24.383	36.548	41:57.048
2	1	2:00.121	20.692	36.427	24.543	38.459	4:57.869	16	3	1:58.386	20.710	36.234	24.342	37.100	43:55.434
3	1	1:57.534	21.011	36.489	24.189	35.845	6:55.403	17	3	1:57.386	20.563	36.669	24.588	35.566	45:52.820
4	1	1:59.027	20.465	36.615	26.249	35.698	8:54.430	18	3	2:00.305	21.574	36.993	25.221	36.517	47:53.125
5	1	1:54.762	20.030	35.523	23.868	35.341	10:49.192	19	3	3:30.261	25.271	1:10.307	52.906	1:01.777	51:23.386
6	1	1:54.442	19.742	35.564	23.745	35.391	12:43.634	20	3	2:51.386	47.605	55.109	30.767	37.905	54:14.772
7	1	2:03.744 B	20.055	36.320	23.982	43.387	14:47.378	21	3	2:12.996 B	20.627	36.839	24.534	50.996	56:27.768
8	2	3:54.936	2:14.046	37.910	25.449	37.531	18:42.314	22	4	2:55.081	1:16.098	37.337	25.006	36.640	59:22.849
9	2	1:59.710	20.734	37.196	24.857	36.923	20:42.024	23	4	1:57.284	20.282	36.992	24.167	35.843	1:01:20.133
10	2	1:58.468	20.543	36.690	24.686	36.549	22:40.492	24	4	1:57.244	20.513	36.394	24.302	36.035	1:03:17.377
11	2	1:58.615	20.907	36.699	24.520	36.489	24:39.107	25	4	1:56.052	20.351	35.972	24.156	35.573	1:05:13.429
12	2	1:57.479	20.383	36.500	24.606	35.990	26:36.586	26	4	1:57.831	20.399	36.735	24.375	36.322	1:07:11.260
13	2	1:59.386	21.564	37.054	24.895	35.873	28:35.972	27	4	1:55.826	20.500	35.717	24.024	35.585	1:09:07.086
14	2	1:58.556	20.617	36.962	24.727	36.250	30:34.528	28	4	2:09.234 B	20.267	36.160	24.282	48.525	1:11:16.320
15	2	2:06.989 B	20.504	37.403	24.920	44.162	32:41.517	29	4	9:20.436	7:40.170	38.075	25.293	36.898	1:20:36.756
16	3	4:21.908	2:39.047	39.798	25.678	37.385	37:03.425	30	4	1:59.139	20.939	36.974	24.716	36.510	1:22:35.895
17	3	1:59.936	20.590	37.706	24.916	36.724	39:03.361	31	4	1:58.294	20.404	37.093	24.591	36.206	1:24:34.189
18	3	1:59.718	20.561	37.344	24.912	36.901	41:03.079	32	4	2:09.371 B	20.395	36.700	24.498	47.778	1:26:43.560
19	3	1:57.228	20.219	36.654	24.443	35.912	43:00.307	11 MV Racing Team KAWASAKI ZX10R 1000							
20	3	1:56.498	20.285	36.439	24.208	35.566	44:56.805	1.Julien LENOCI SST1							
21	3	1:59.967	20.533	36.739	25.593	37.102	46:56.772	3.Yvon MANIFEST							
22	3	3:04.357 B	22.430	55.322	48.273	58.332	50:01.129	4.Alexandre PERRIER							
23	4	4:21.659	2:20.772	48.986	31.579	40.322	54:22.788								
24	4	2:05.065	21.652	38.916	26.089	38.408	56:27.853								
25	4	2:00.555	20.416	37.267	25.287	37.585	58:28.408								
26	4	2:16.057	20.361	50.956	26.659	38.081	1:00:44.465								
27	4	2:04.565	21.923	39.442	25.339	37.861	1:02:49.030								
28	4	2:00.853	20.797	37.298	25.266	37.492	1:04:49.883								
29	4	2:00.262	20.701	37.572	25.170	36.819	1:06:50.145								
30	4	1:58.840	20.398	37.177	24.831	36.434	1:08:48.985								
31	4	1:58.454	20.222	36.850	24.720	36.662	1:10:47.439								
32	4	2:07.368 B	20.405	37.193	24.626	45.144	1:12:54.807								
33	1	3:58.195	2:20.785	37.081	24.012	36.317	1:16:53.002								
34	1	1:55.462	20.077	35.827	23.815	35.743	1:18:48.464								
35	1	1:54.575	19.850	35.673	23.519	35.533	1:20:43.039								
36	1	1:54.182	19.787	35.261	23.698	35.436	1:22:37.221								
37	1	1:54.098	19.652	35.503	23.710	35.233	1:24:31.319								
38	1	1:55.148	19.963	36.054	23.919	35.212	1:26:26.467								
39	1	1:56.332	19.694	35.239	24.339	37.060	1:28:22.799								
40	1	1:55.738	19.890	35.409	23.863	36.576	1:30:18.537								
10 Team FLAM Racing-Infiniteam M YAMAHAZF R-1 1000															
1.Fabien LAMBERT 3.Christian GENTIL EWC															
2.Yoann BOURACHDENE 4.Thomas FUHRER															
1	1	2:30.195	47.437	38.287	26.499	37.972	2:30.195								
2	1	1:59.515	20.832	36.792	25.189	36.702	4:29.710								
3	1	1:58.341	20.611	36.533	24.909	36.288	6:28.051								
4	1	1:59.462	20.420	36.845	25.028	37.169	8:27.513								
5	1	1:58.113	20.264	36.430	25.231	36.188	10:25.626								
6	1	1:57.698	20.332	36.233	24.723	36.410	12:23.324								
7	1	2:08.025 B	20.511	36.181	24.622	46.711	14:31.349								
8	2	4:05.356	2:24.320	37.972	25.478	37.586	18:36.705								
9	2	2:01.773	21.325	37.675	25.546	37.227	20:38.478								
10	2	2:01.980	21.462	37.924	25.374	37.220	22:40.458								
11	2	2:00.708	21.242	37.550	25.173	36.743	24:41.166								
12	2	2:01.079	21.091	37.561	25.287	37.140	26:42.245								
13	2	2:00.815	21.377	37.617	25.236	36.585	28:43.060								
14	2	2:17.610 B	21.246	37.934	25.464	52.966	31:00.670								
14 Motos Actives Sport 14 YAMAHAZF R-1 1000															
1.Frederic PIGEON 3.Lola DELAUNE SST1															
2.Christopher AUZOUX 4.Julien VALET															
1	1	3:51.918	2:14.563	37.296	24.228	35.831	3:51.918								
2	1	1:56.547	20.969	35.719	23.838	36.021	5:48.465								
3	1	1:56.082	20.272	36.214	24.263	35.333	7:44.547								



24H DE CATALUNYA DE MOTOCICLISME

CIRCUIT DE BARCELONA-CATALUNYA

Night Practice

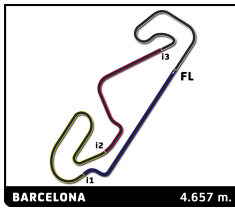
Sector Analysis

— Invalidated Lap ■ Personal Best ■ Session Best B Crossing the pit lane

Lap	R	Time	Sector 1	Sector 2	Sector 3	Sector 4	Elapsed	Lap	R	Time	Sector 1	Sector 2	Sector 3	Sector 4	Elapsed							
4	1	1:53.383	19.863	35.163	23.401	34.956	9:37.930	20	3	2:07.844 B	20.733	36.862	24.646	45.603	44:48.479							
5	1	2:02.151 B	19.827	35.493	23.651	43.180	11:40.081	21	1	6:36.463	3:33.349	1:08.657	54.080	1:00.377	51:24.942							
6	2	3:29.187	1:48.676	38.904	24.982	36.625	15:09.268	22	1	2:53.967	48.544	54.352	31.945	39.126	54:18.909							
7	2	1:57.666	20.170	36.887	24.167	36.442	17:06.934	23	1	2:04.978	22.302	38.632	25.914	38.130	56:23.887							
8	2	1:57.617	20.143	36.980	24.209	36.285	19:04.551	24	1	2:01.286	21.150	37.782	25.173	37.181	58:25.173							
9	2	1:56.600	19.951	36.716	24.005	35.928	21:01.151	25	1	2:00.120	20.857	37.589	24.760	36.914	1:00:25.293							
10	2	2:05.236 B	20.274	36.971	24.495	43.496	23:06.387	26	1	1:58.660	21.158	36.699	24.410	36.393	1:02:23.953							
11	3	3:24.998	1:35.157	42.269	27.413	40.159	26:31.385	27	1	1:57.326	20.333	36.756	24.367	35.870	1:04:21.279							
12	3	2:09.694	22.257	41.275	26.978	39.184	28:41.079	28	1	2:02.634	21.640	38.099	25.658	37.237	1:06:23.913							
13	3	2:07.590	22.121	40.410	25.985	39.074	30:48.669	29	1	2:18.531 B	21.782	37.906	25.399	53.444	1:08:42.444							
14	3	2:07.758	22.410	40.094	26.499	38.755	32:56.427	30	4	3:57.562	2:16.454	38.882	25.403	36.823	1:12:40.006							
15	3	2:05.995	21.863	39.564	26.375	38.193	35:02.422	31	4	1:59.085	20.724	37.008	24.896	36.457	1:14:39.091							
16	3	2:06.298	22.425	39.611	26.425	37.837	37:08.720	32	4	1:58.271	21.029	36.726	24.428	36.088	1:16:37.362							
17	3	2:03.092	21.233	37.938	26.355	37.566	39:11.812	33	4	1:58.268	20.578	37.151	24.428	36.111	1:18:35.630							
18	3	2:02.528	21.124	38.154	25.870	37.380	41:14.340	34	4	1:59.187	21.046	37.517	24.578	36.046	1:20:34.817							
19	3	2:02.203	21.107	37.948	25.694	37.454	43:16.543	35	4	1:57.887	20.581	36.916	24.605	35.785	1:22:32.704							
20	3	2:17.448 B	21.424	38.318	26.083	51.623	45:33.991	36	4	1:57.716	20.472	36.600	24.477	36.167	1:24:30.420							
21	4	5:50.128	2:46.702	1:09.128	53.730	1:00.568	51:24.119	37	4	1:56.632	20.467	36.212	24.258	35.695	1:26:27.052							
22	4	2:51.639	48.068	54.729	31.123	37.719	54:15.758	38	4	1:56.505	20.296	35.772	24.341	36.096	1:28:23.557							
23	4	2:01.365	21.360	38.086	25.065	36.854	56:17.123	39	4	2:06.940 B	20.382	36.134	24.219	46.205	1:30:30.497							
24	4	1:59.158	20.592	37.357	24.616	36.593	58:16.281	<div style="border: 1px solid black; padding: 5px;"> 22 KFERT 22 SUZUKI GSX-R 1000 1. Kevin LUCAS 3. Adrien BONHOMME SST1 2. Alain BERTHO 4. Jean-Jacques BERTAUD </div>							20	2	3:50.265	2:00.455	42.720	27.677	39.413	3:50.265
25	4	1:59.245	20.189	37.325	24.900	36.831	1:00:15.526								2	2	2:05.199	22.761	38.708	25.449	38.281	5:55.464
26	4	1:57.795	20.700	37.010	24.113	35.972	1:02:13.321								3	2	2:03.321	21.560	38.526	25.395	37.840	7:58.785
27	4	1:57.345	20.372	36.709	24.168	36.096	1:04:10.666								4	2	2:04.300	21.613	38.495	25.447	38.745	10:03.085
28	4	1:56.225	20.163	36.403	24.050	35.609	1:06:06.891								5	2	2:01.871	21.356	38.273	25.126	37.116	12:04.956
29	4	2:07.525 B	20.588	36.719	23.803	46.415	1:08:14.416								6	2	2:02.193	21.409	38.174	25.192	37.418	14:07.149
30	1	4:20.927	2:46.538	35.652	23.492	35.245	1:12:35.343								7	2	2:01.678	21.224	37.901	25.313	37.240	16:08.827
31	1	1:57.418	19.862	35.622	23.330	38.604	1:14:32.761								8	2	2:16.511 B	22.126	38.657	26.159	49.569	18:25.338
32	1	1:53.647	19.608	35.504	23.224	35.311	1:16:26.408								9	4	5:51.310	4:01.859	40.678	27.460	41.313	24:16.648
33	1	2:03.496 B	20.542	35.792	23.603	43.559	1:18:29.904								10	4	2:05.604	21.748	39.541	26.223	38.092	26:22.252
34	3	4:29.232	2:46.192	39.362	26.040	37.638	1:22:59.136	11	4	2:04.141	21.257	39.190	25.989	37.705	28:26.393							
35	3	2:03.365	21.511	38.141	25.842	37.871	1:25:02.501	12	4	2:02.492	21.062	38.238	25.635	37.557	30:28.885							
36	3	2:02.270	21.984	37.727	25.359	37.200	1:27:04.771	13	4	2:02.074	20.899	38.308	25.172	37.695	32:30.959							
37	3	2:02.443	21.228	38.369	25.721	37.125	1:29:07.214	14	4	2:02.166	21.280	37.900	25.625	37.361	34:33.125							
38	3	2:01.808	21.353	38.133	25.067	37.255	1:31:09.022	15	4	2:04.332	21.323	38.866	26.563	37.580	36:37.457							

Lap	R	Time	Sector 1	Sector 2	Sector 3	Sector 4	Elapsed
1	2	4:18.693	2:36.366	38.421	26.385	37.521	4:18.693
2	2	1:59.880	21.342	37.207	24.975	36.356	6:18.573
3	2	1:58.653	21.428	36.506	24.850	35.869	8:17.226
4	2	1:58.347	21.124	36.363	24.904	35.956	10:15.573
5	2	1:58.748	20.698	36.691	24.979	36.380	12:14.321
6	2	1:57.816	20.683	36.529	24.596	36.008	14:12.137
7	2	1:56.778	20.947	36.110	24.059	35.662	16:08.915
8	2	1:56.883	20.803	36.414	24.171	35.495	18:05.798
9	2	1:57.165	20.526	35.946	25.059	35.634	20:02.963
10	2	2:20.190 B	20.706	36.366	24.703	58.415	22:23.153
11	3	4:27.259	2:46.756	37.976	25.206	37.321	26:50.412
12	3	1:59.786	21.078	37.215	25.196	36.297	28:50.198
13	3	2:00.183	20.700	37.103	25.125	37.255	30:50.381
14	3	1:59.878	20.814	37.582	25.122	36.360	32:50.259
15	3	1:58.494	20.744	36.676	24.962	36.112	34:48.753
16	3	1:56.912	20.246	36.785	24.499	35.382	36:45.665
17	3	2:00.741	20.785	36.556	24.106	39.294	38:46.406
18	3	1:57.605	20.538	36.694	24.591	35.782	40:44.011
19	3	1:56.624	20.675	36.307	24.266	35.376	42:40.635

19 **Bornes Racing Team 74** YAMAHA YZF R-1 1000
 1. Nicolas DUVERNAY 3. Yoan BERTHET SST1
 2. Michael BERTHET 4. Yann BEDONI

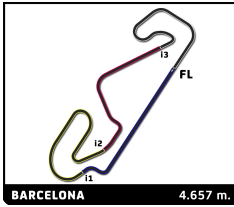


24H DE CATALUNYA DE MOTOCICLISMI CIRCUIT DE BARCELONA-CATALUNYA Night Practice

Sector Analysis

— Invalidated Lap ■ Personal Best ■ Session Best B Crossing the pit lane

Lap	R	Time	Sector 1	Sector 2	Sector 3	Sector 4	Elapsed	Lap	R	Time	Sector 1	Sector 2	Sector 3	Sector 4	Elapsed	
23	Més Competició SUZUKI GSX-R 1000															
	1. Javier LAYUNTA			3. Oscar LUQUE			O-SBK									
	2. Gianfranco ZUCCONI			4. Daniel CARRILLO												
	1	1	3:03.037	1:23.313	38.034	25.051	36.639	3:03.037	22	4	6:47.937	4:08.420	58.471	50.298	50.748	53:30.476
	2	1	1:57.553	21.429	36.321	24.034	35.769	5:00.590	23	4	1:59.896	21.308	38.581	24.414	35.593	55:30.372
26	Moto Club de Gemenos YAMAHAZF R-1 1000															
	1. Jean-Edouard AUBRY			3. Pierre SCHAAL			EWC									
	2. Vincent SCHAAL			4. Bastien VIGNE												
	1	1	3:42.576	2:02.949	37.979	24.757	36.891	3:42.576	28	4	1:58.917	20.690	37.336	25.191	36.700	41:07.797
	2	1	1:58.506	20.450	36.702	24.262	37.092	5:41.082	29	1	20:37.784	...	42.777	28.956	41.279	1:25:49.406
28	Basomba Racing-Luso Iberico YAMAHAZF R-6 600															
	1. Guillem FERRER			3. Laurence NORRINGTON			SSP6									
	2. Pau BACH			4. Manel MARSOL												
	1	2	5:42.223	3:54.456	41.018	26.754	39.995	5:42.223	30	1	2:12.079	23.519	41.302	28.031	39.227	1:28:01.485
	2	2	2:05.707	22.786	38.926	26.070	37.925	7:47.930	31	1	2:02.584	21.657	38.520	25.218	37.189	1:30:04.069
33	Team Gaz en Grand YAMAHAZF R-1 1000															
	1. Jerome BELVAL			3. Romain VERGNE			SST1									
	2. Bastien ROY			4. Mathias GERBEAU												
	1	4	4:48.449	3:08.681	38.053	24.770	36.945	4:48.449	4	4	1:56.736	19.955	36.658	24.332	35.791	10:42.964
	2	4	2:00.098	20.582	37.194	25.251	37.071	6:48.547	5	4	1:56.693	19.918	36.686	24.241	35.848	12:39.657



24H DE CATALUNYA DE MOTOCICLISME

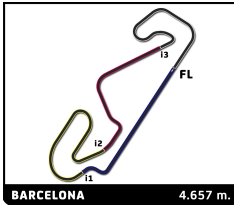
CIRCUIT DE BARCELONA-CATALUNYA

Night Practice

Sector Analysis

Invalidated Lap Personal Best Session Best Crossing the pit lane

Lap	R	Time	Sector 1	Sector 2	Sector 3	Sector 4	Elapsed	Lap	R	Time	Sector 1	Sector 2	Sector 3	Sector 4	Elapsed
34 Guiracing Endurance SUZUKI GSX-R 1000 1.Moran GUIRIEC 3.Baptiste FELGEROLLES SST1 2.Rony SCHWARTZ 4.Jimmy OLLIVIER															
1	2	2:22.799	43.132	38.084	24.698	36.885	2:22.799								
2	2	1:58.804	20.488	37.636	24.441	36.239	4:21.603								
3	2	1:57.196	20.495	36.470	24.164	36.067	6:18.799								
4	2	1:56.201	20.190	36.074	24.093	35.844	8:15.000								
5	2	1:55.642	19.906	36.147	24.095	35.494	10:10.642								
6	2	1:57.729	20.439	36.270	25.164	35.856	12:08.371								
7	2	2:07.623 B	20.343	36.643	25.013	45.624	14:15.994								
8	1	3:30.089	1:43.654	40.404	26.879	39.152	17:46.083								
9	1	2:07.946	22.629	40.053	26.901	38.363	19:54.029								
10	1	2:05.998	22.404	39.399	26.272	37.923	22:00.027								
11	1	2:07.075	22.375	39.296	26.325	39.079	24:07.102								
12	1	2:06.012	22.408	39.236	26.277	38.091	26:13.114								
13	1	2:07.805	23.126	39.653	26.462	38.564	28:20.919								
14	1	2:18.233 B	22.755	39.218	26.174	50.086	30:39.152								
15	3	2:56.093	1:19.661	36.952	24.060	35.420	33:35.245								
16	3	1:54.534	19.618	35.630	23.639	35.647	35:29.779								
17	3	1:54.334	19.539	35.421	24.066	35.308	37:24.113								
18	3	1:56.409	20.127	35.933	24.360	35.989	39:20.522								
19	3	1:53.182	19.330	35.395	23.301	35.156	41:13.704								
20	3	1:53.194	19.495	35.263	23.236	35.200	43:06.898								
21	3	1:54.234	19.502	35.270	23.692	35.770	45:01.132								
22	3	2:17.454 B	19.621	35.964	26.875	54.994	47:18.586								
23	4	6:11.979	3:31.317	58.628	50.135	51.899	53:30.565								
24	4	2:05.545	22.589	38.629	26.112	38.215	55:36.110								
25	4	2:01.835	21.163	37.762	25.420	37.490	57:37.945								
26	4	2:01.543	21.201	37.846	25.585	36.911	59:39.488								
27	4	1:59.938	20.621	37.183	25.221	36.913	1:01:39.426								
28	4	2:01.404	20.762	39.141	24.766	36.735	1:03:40.830								
29	4	2:07.053 B	20.446	36.975	24.699	44.933	1:05:47.883								
36 Institut Castellarnau KAWASAKI ZX10R 1000 1.Alex VALLS 3.Eric CINCA O-SBK 2.Jordi POCORULL 4.Sergi SANCHEZ															
1	2	4:20.876	2:33.683	40.245	26.909	40.039	4:20.876								
2	2	2:04.456	21.942	38.863	25.720	37.931	6:25.332								
3	2	2:02.162	21.036	38.096	25.212	37.818	8:27.494								
4	2	2:02.531	21.787	37.860	25.136	37.748	10:30.025								
5	2	2:00.958	20.864	37.790	24.840	37.464	12:30.983								
6	2	2:01.552	20.854	37.904	25.309	37.485	14:32.535								
7	2	2:01.196	20.959	37.814	24.900	37.523	16:33.731								
8	2	2:27.262 B	22.266	38.764	26.368	59.864	19:00.993								
9	3	3:28.345	1:41.727	41.621	26.339	38.658	22:29.338								
10	3	2:02.563	21.358	38.628	24.887	37.690	24:31.901								
11	3	2:01.721	20.865	38.171	24.892	37.793	26:33.622								
12	3	2:01.241	20.934	38.262	24.936	37.109	28:34.863								
13	3	2:02.318	21.288	38.385	25.042	37.603	30:37.181								
14	3	2:24.932 B	21.428	38.672	26.144	58.688	33:02.113								
15	3	3:26.603	1:43.869	38.593	25.449	38.692	36:28.716								
16	3	2:03.429	22.088	38.318	25.281	37.742	38:32.145								
17	3	2:15.815 B	20.858	38.464	25.543	50.950	40:47.960								
18	4	5:57.971	4:05.285	39.682	26.172	46.832	46:45.931								
19	4	3:13.978	30.020	56.931	47.518	59.509	49:59.909								
20	4	3:28.379	45.851	1:00.909	48.661	52.958	53:28.288								
21	4	2:06.148	22.271	40.051	25.782	38.044	55:34.436								
22	4	2:01.970	20.890	37.947	26.237	36.896	57:36.406								
23	4	1:56.185	20.020	35.887	23.857	36.421	59:32.591								
24	4	2:00.083	20.167	37.484	24.483	37.949	1:01:32.674								
25	4	2:08.793 B	20.730	36.403	24.285	47.375	1:03:41.467								
26	1	3:56.870	2:10.176	46.633	24.499	35.562	1:07:38.337								
27	1	1:54.513	19.874	35.622	23.769	35.248	1:09:32.850								
28	1	1:54.546	19.896	35.374	23.977	35.299	1:11:27.396								
29	1	1:54.283	19.638	35.416	23.926	35.303	1:13:21.679								
30	1	1:54.336	19.987	35.848	23.495	35.006	1:15:16.015								
31	1	2:02.136	21.621	39.825	24.758	35.932	1:17:18.151								
32	1	1:56.530	20.180	35.990	23.961	36.399	1:19:14.681								
33	1	2:08.314 B	19.972	37.521	24.810	46.011	1:21:22.995								
49 Basomba Racing-Raul Torras YAMAHA YZF-R6 600 SSP6 1.Daniel FERNANDEZ 3.Toni PASTOR 2.Lluís SALVADOR 4.Nadieh SCHOOTS															
1	4	7:28.662	5:39.466	41.530	28.100	39.566	7:28.662								
2	4	2:06.567	22.743	38.904	26.451	38.469	9:35.229								
3	4	2:04.323	22.033	38.430	26.047	37.813	11:39.552								
4	4	2:03.329	22.004	38.169	25.959	37.197	13:42.881								
5	4	2:02.922	22.045	37.715	25.676	37.486	15:45.803								
6	4	2:12.722 B	22.089	37.521	25.723	47.389	17:58.525								
7	2	3:18.504	1:34.010	39.663	26.389	38.442	21:17.029								
8	2	2:01.963	22.376	37.568	25.234	36.785	23:18.992								
9	2	2:01.026	21.344	37.539	25.014	37.129	25:20.018								
10	2	2:00.717	21.158	37.319	25.053	37.187	27:20.735								
11	2	2:02.681	22.826	37.687	25.281	36.887	29:23.416								
12	2	2:09.288 B	21.265	37.742	25.305	44.976	31:32.704								
13	3	3:17.408	1:36.853	37.916	25.946	36.693	34:50.112								
14	3	2:00.452	22.313	36.933	24.968	36.238	36:50.564								
15	3	1:59.858	21.847	36.409	24.888	36.714	38:50.422								
16	3	2:01.632	21.969	37.297	25.172	37.194	40:52.054								



24H DE CATALUNYA DE MOTOCICLISME

CIRCUIT DE BARCELONA-CATALUNYA

Night Practice

Sector Analysis

— Invalidated Lap ■ Personal Best ■ Session Best B Crossing the pit lane

Lap	R	Time	Sector 1	Sector 2	Sector 3	Sector 4	Elapsed	Lap	R	Time	Sector 1	Sector 2	Sector 3	Sector 4	Elapsed
23	2	2:08.012	22.248	39.708	27.147	38.909	58:12.171	13	2	2:09.851	23.170	40.846	27.147	38.688	56:32.566
24	2	2:06.275	21.756	39.252	26.706	38.561	1:00:18.446	14	2	2:06.349	22.017	39.576	26.415	38.341	58:38.915
25	2	2:05.983	21.894	39.152	26.480	38.457	1:02:24.429	15	2	2:07.204	21.583	39.833	26.593	39.195	1:00:46.119
26	2	2:05.594	21.762	39.321	26.674	37.837	1:04:30.023	16	2	2:05.663	21.624	39.922	26.130	37.987	1:02:51.782
27	2	2:03.803	21.385	38.719	25.887	37.812	1:06:33.826	17	2	2:23.341 B	22.211	39.843	26.817	54.470	1:05:15.123
28	2	2:21.261 B	21.409	38.548	26.369	54.935	1:08:55.087	18	3	3:02.932	1:21.399	39.875	25.131	36.527	1:08:18.055

112 **Impac LCR Endurance** YAMAHA YZF R-1 1000
 1. Julien LEYNINGER SST1
 2. Gregory CARBONNEL 3. Gino CASTINEL
 4. Quentin BRACQUEMART

1	1	3:21.957	1:41.461	38.447	25.307	36.742	3:21.957
2	1	1:54.408	20.045	35.943	23.502	34.918	5:16.365
3	1	1:54.184	19.988	35.729	23.293	35.174	7:10.549
4	1	1:53.555	19.575	35.805	23.402	34.773	9:04.104
5	1	1:51.691	19.382	34.870	23.031	34.408	10:55.795
6	1	1:52.198	19.618	34.811	23.154	34.615	12:47.993
7	1	2:04.074 B	19.585	35.268	23.321	45.900	14:52.067
8	2	3:36.252	2:01.019	36.355	23.890	34.988	18:28.319
9	2	1:52.230	19.370	35.234	23.227	34.399	20:20.549
10	2	1:51.621	19.187	34.729	23.236	34.469	22:12.170
11	2	1:51.321	19.155	34.846	22.821	34.499	24:03.491
12	2	1:52.312	19.142	34.385	23.631	35.154	25:55.803
13	2	1:52.040	19.130	35.244	23.261	34.405	27:47.843
14	2	1:51.041	19.118	34.850	22.932	34.141	29:38.884
15	2	2:00.716 B	19.135	35.589	23.319	42.673	31:39.600
16	3	3:30.070	1:50.526	37.486	25.404	36.654	35:09.670
17	3	1:56.719	20.068	36.216	24.313	36.122	37:06.389
18	3	1:55.492	19.927	35.532	24.676	35.357	39:01.881
19	3	1:54.787	19.801	35.886	23.974	35.126	40:56.668
20	3	1:56.057	20.107	36.721	23.687	35.542	42:52.725
21	3	1:54.949	19.940	35.783	23.852	35.374	44:47.674
22	3	2:23.014 B	19.865	35.572	26.708	1:00.869	47:10.688
23	4	6:20.627	3:42.300	57.590	50.274	50.463	53:31.315
24	4	1:57.913	20.541	37.124	24.314	35.934	55:29.228
25	4	1:55.054	19.983	35.718	24.231	35.122	57:24.282
26	4	1:54.402	19.831	36.044	23.698	34.829	59:18.684
27	4	1:54.470	19.912	35.021	23.808	35.729	1:01:13.154
28	4	1:53.656	20.044	35.199	23.697	34.716	1:03:06.810
29	4	1:54.012	19.682	35.399	23.962	34.969	1:05:00.822
30	4	1:53.906	19.602	35.362	23.822	35.120	1:06:54.728
31	4	2:01.261	19.524	35.145	23.933	42.659	1:08:55.989

194 **Xtra Racing Bike** KAWASAKI ZX10R 1000
 1. Benjamin PIERRE SST1
 2. Vincent BRUNET 3. Killian TROADEC
 4. Esteban CHAPARRO

1	1	2:45.237	51.584	44.322	27.871	41.460	2:45.237
2	1	2:10.626	23.243	40.834	26.688	39.861	4:55.863
3	1	2:08.501	22.928	40.030	26.430	39.113	7:04.364
4	1	2:09.353	23.046	40.244	26.532	39.531	9:13.717
5	1	2:07.898	22.620	40.044	26.234	39.000	11:21.615
6	1	2:27.497 B	22.895	40.563	28.388	55.651	13:49.112
7	4	25:43.337	...	38.494	25.124	37.424	39:32.449
8	4	2:01.259	21.098	38.080	24.768	37.313	41:33.708
9	4	1:57.584	20.471	36.946	23.986	36.181	43:31.292
10	4	1:57.612	20.246	36.845	24.031	36.490	45:28.904
11	4	2:10.929 B	20.010	37.051	24.420	49.448	47:39.833
12	2	6:42.882	4:41.585	49.053	31.493	40.751	54:22.715