

European Talent Cup

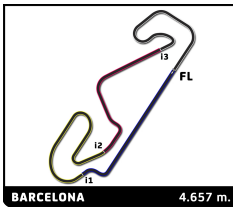
FIM JuniorGP - BARCELONA

Free Practice 1 - Group B

Sector Analysis

— Invalidated Lap ■ Personal Best ■ Session Best B Crossing the pit lane

Lap	Time	Sector 1	Sector 2	Sector 3	Sector 4	T.Sp	Lap	Time	Sector 1	Sector 2	Sector 3	Sector 4	T.Sp
67	CASEY O'GORMAN					IRL	13	HAKIM DANISH					MAL
	SUPERHUGO44 TEAM					HONDA		MONLAU MOTUL					HONDA
1	3:17.750	1:39.934	36.916	24.581	36.319	50.0	1	3:25.013	1:46.096	38.784	25.067	35.066	41.2
2	1:54.306	21.422	35.085	23.768	34.031	212.3	2	1:54.210	21.718	34.691	24.154	33.647	211.9
3	1:53.258	20.942	34.784	23.680	33.852	222.3	3	1:53.466	21.517	34.500	23.873	33.576	207.5
4	1:55.772	21.131	34.977	24.454	35.210	220.5	4	1:55.087	21.675	34.894	23.983	34.535	208.3
5	2:01.832	21.283	34.677	23.777	42.095	215.3	5	1:53.878	21.244	34.324	23.904	34.406	217.4
6	1:53.555	21.233	34.559	23.989	33.774	223.2	6	1:53.088	21.008	34.471	23.877	33.732	211.1
7	1:53.034	21.355	34.446	23.848	33.385	215.3	7	1:53.475	21.599	34.537	23.941	33.398	207.1
8	1:52.434	21.064	34.298	23.769	33.303	213.2	8	1:53.063	21.362	34.396	23.867	33.438	207.9
9	2:17.685 B	25.036	37.822	24.549	50.278	211.9	9	2:08.182 B	21.848	35.442	24.603	46.289	201.7
10	13:20.380	...	37.405	24.421	35.706	154.4	10	15:37.765	...	35.752	24.672	34.840	82.7
11	2:06.058	21.160	34.631	25.324	44.943	213.2	11	2:04.832	21.412	35.030	25.797	42.593	215.7
12	1:57.061	21.191	35.054	24.707	36.109	213.6	12	1:53.808	21.564	34.669	23.972	33.603	210.3
13	1:53.288	21.168	34.558	23.866	33.696	214.4	13	1:53.617	21.289	34.389	23.906	34.033	212.3
14	2:13.407 B	21.501	35.345	24.683	51.878	208.7							
24	GUILLEM PLANQUES					FRA	95	LEONARDO ZANNI					ITA
	FIRST BIKE ACADEMY					HONDA		FINETWORK MIR JUNIOR TEAM					HONDA
1	3:16.792	1:38.682	38.242	24.414	35.454	47.5	1	3:25.794	1:46.241	38.119	25.060	36.374	82.7
2	1:53.789	21.267	34.868	23.830	33.824	219.2	2	1:54.127	21.611	34.856	23.960	33.700	211.1
3	1:55.192	21.415	34.571	23.870	35.336	210.7	3	1:53.088	21.057	34.453	23.828	33.750	217.4
4	2:07.631 B	20.985	35.349	24.141	47.156	221.0	4	1:54.280	21.169	34.764	24.038	34.309	215.7
5	27:43.388	...	38.099	24.178	33.787	82.1	5	2:07.439 B	21.629	34.651	23.841	47.318	209.1
6	1:52.472	21.202	34.203	23.904	33.163	209.1	6	23:13.747	...	36.041	24.797	34.733	97.1
7	1:53.424	21.321	34.387	23.847	33.869	210.7	7	1:58.989	21.068	34.928	24.015	38.978	218.8
							8	2:00.501	21.279	35.446	24.818	38.958	215.7
							9	1:53.479	21.380	34.508	23.984	33.607	212.8
14	EDU GUTIÉRREZ					SPA	43	AMANUEL BRINTON					GBR
	ARTBOX					HONDA		TEAM ESTRELLA GALICIA 0,0					HONDA
1	3:18.203	1:37.869	36.572	24.316	39.446	43.5	1	3:24.664	1:43.456	36.682	24.692	39.834	126.3
2	1:53.641	21.259	34.883	23.801	33.698	214.9	2	1:55.065	22.178	35.009	23.910	33.968	207.5
3	1:53.745	21.325	34.491	23.736	34.193	215.3	3	1:53.366	21.438	34.554	23.718	33.656	214.4
4	1:53.350	21.082	34.539	24.117	33.612	216.6	4	1:54.730	21.187	34.785	23.993	34.765	218.3
5	2:03.125	23.323	36.025	24.206	39.571	203.6	5	1:54.732	21.549	34.656	23.731	34.796	219.2
6	1:54.807	21.409	35.021	24.531	33.846	211.1	6	1:55.086	21.656	34.631	23.935	34.864	211.9
7	1:52.881	21.152	34.532	23.752	33.445	214.0	7	1:53.852	21.368	34.980	23.786	33.718	215.3
8	1:52.630	21.124	34.358	23.796	33.352	212.3	8	2:06.583 B	20.943	34.620	24.462	46.558	222.8
9	2:06.123 B	21.353	35.312	24.556	44.902	210.3	9	17:28.292	...	39.163	24.021	40.003	130.4
10	15:39.246	...	39.881	24.389	34.678	119.5	10	1:56.895	21.316	35.123	24.718	35.738	221.4
11	2:00.945	21.254	35.062	24.400	40.229	222.3	11	1:54.794	21.292	35.088	24.040	34.374	214.0
12	1:54.973	20.947	34.759	24.636	34.631	221.9	12	1:59.578	21.187	34.449	24.314	39.628	217.4
13	1:55.855	21.415	34.594	24.071	35.775	213.2							
51	BRIAN URIARTE					SPA	70	KRISTIAN DANIEL					USA
	TEAM ESTRELLA GALICIA 0,0					HONDA		MRE TALENT					HONDA
1	3:32.150	1:56.997	36.454	24.618	34.081	146.3	1	3:13.075	1:26.096	44.243	25.224	37.512	66.0
2	1:54.305	21.676	34.927	24.042	33.660	206.7	2	1:54.489	21.418	35.031	23.983	34.057	213.2
3	1:53.381	21.403	34.640	23.837	33.501	209.5	3	1:57.415	21.165	37.456	23.978	34.816	217.0
4	1:53.343	21.359	34.651	23.919	33.414	209.1	4	1:55.041	21.035	35.301	24.167	34.538	218.3
5	1:53.178	21.278	34.511	23.886	33.503	209.5	5	2:03.042	21.649	34.969	24.376	42.048	211.5
6	1:52.715	21.266	34.407	23.732	33.310	211.9	6	1:53.513	21.243	34.665	23.943	33.662	219.2
7	2:09.682 B	21.049	34.644	24.248	49.741	219.6	7	1:54.276	21.218	35.312	23.945	33.801	211.5
8	19:53.785	...	36.147	24.580	34.071	146.9	8	1:53.369	20.874	34.711	23.865	33.919	217.9
9	1:53.988	21.743	34.602	24.003	33.640	206.3	9	2:18.050 B	21.826	38.887	24.481	52.856	209.5
10	1:52.726	21.274	34.295	23.887	33.270	209.1	10	13:17.148	...	36.866	24.196	34.562	160.8
11	1:52.874	21.248	34.397	23.781	33.448	214.4	11	2:06.883	21.527	34.999	24.367	45.990	208.3

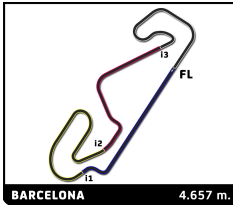


European Talent Cup
FIM JuniorGP - BARCELONA
Free Practice 1 - Group B

Sector Analysis

— Invalidated Lap ■ Personal Best ■ Session Best B Crossing the pit lane

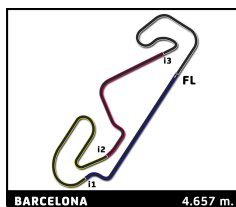
Lap	Time	Sector 1	Sector 2	Sector 3	Sector 4	T.Sp	Lap	Time	Sector 1	Sector 2	Sector 3	Sector 4	T.Sp
12	1:56.805	21.108	35.296	24.376	36.025	216.6	2	1:53.685	21.034	34.922	23.898	33.831	218.8
13	1:54.437	21.534	34.776	24.213	33.914	210.7	3	1:53.710	20.956	34.795	23.669	34.290	218.3
14	2:00.601	21.221	34.745	24.225	40.410	213.2	4	1:55.548	21.059	36.331	23.779	34.379	217.9
50 CARTER THOMPSON AUS							5	2:13.409 B	21.512	35.802	24.096	51.999	213.2
AGR TEAM HONDA							6	11:41.473	...	35.529	24.437	34.262	151.6
1	2:55.000	1:09.970	38.903	25.141	40.986	100.3	7	1:54.851	21.745	34.983	24.165	33.958	203.2
2	1:55.164	21.653	35.132	24.294	34.085	209.1	8	1:54.691	21.713	34.848	24.234	33.896	204.4
3	1:53.925	21.640	34.690	23.912	33.683	207.1	9	2:10.589 B	22.292	36.064	25.468	46.765	201.7
4	2:09.650 B	21.662	34.769	24.621	48.598	206.7	10	7:33.495	5:49.539	40.376	25.187	38.393	111.2
5	9:53.552	8:09.032	40.288	25.445	38.787	143.8	11	1:55.540	21.175	34.670	24.467	35.228	216.6
6	2:09.354 B	21.696	34.910	24.588	48.160	207.5	12	1:54.148	21.107	34.398	23.960	34.683	217.4
7	5:32.384	3:59.892	34.923	23.942	33.627	150.6	37 MARIANOS NIKOLIS AUS						
8	1:53.426	21.528	34.526	23.884	33.488	205.9	ILUSION RACING HONDA						
9	1:53.853	21.402	34.802	24.093	33.556	207.5	1	3:11.795	1:21.151	41.760	26.041	42.843	116.2
10	2:02.516	23.848	40.240	24.145	34.283	207.5	2	1:55.700	21.896	35.306	24.229	34.269	204.7
11	2:06.257	21.332	34.977	24.972	44.976	207.1	3	1:57.428	21.402	35.375	24.180	36.471	214.4
12	2:02.215	21.635	38.166	25.200	37.214	208.3	4	1:57.483	21.376	35.891	24.856	35.360	215.3
13	1:56.481	21.793	35.262	24.714	34.712	208.7	5	2:00.905	21.314	35.150	23.920	40.521	219.6
14	1:54.410	21.176	34.303	23.670	35.261	212.3	6	1:55.198	21.432	34.955	23.967	34.844	219.6
33 ENZO BELLON FRA							7	1:53.779	21.167	34.740	23.933	33.939	222.3
BS RACING HONDA							8	1:54.387	21.031	34.911	23.933	34.512	217.4
1	2:58.262	1:10.251	38.973	29.390	39.648	96.4	9	2:02.089	21.704	34.962	24.951	40.472	209.5
2	1:55.202	21.664	35.193	24.270	34.075	212.3	10	1:54.745	21.527	34.875	23.967	34.376	209.1
3	2:10.953	21.858	41.152	28.413	39.530	217.9	11	2:15.299 B	24.565	38.471	25.081	47.182	207.5
4	1:57.146	21.426	36.434	24.219	35.067	217.9	12	13:25.819	...	43.891	25.885	42.625	149.5
5	2:01.377	21.250	34.884	23.999	41.244	219.6	13	1:54.775	21.303	35.154	24.077	34.241	217.0
6	1:54.934	21.518	34.809	23.948	34.659	221.9	14	1:58.524	21.295	34.792	24.047	38.390	221.0
7	1:53.477	21.341	34.632	23.850	33.654	214.9	41 YVONNE CERPA SPA						
8	2:07.766 B	21.482	36.816	24.643	44.825	220.5	TEAM HONDA LAGLISSE HONDA						
9	13:30.426	...	45.927	27.599	40.716	116.7	1	3:08.409	1:23.313	43.559	26.022	35.515	63.5
10	1:56.224	21.546	35.306	24.294	35.078	212.8	2	1:56.152	21.762	35.428	24.352	34.610	207.1
11	2:02.252	25.013	37.661	24.448	35.130	214.0	3	1:55.973	21.934	35.238	24.282	34.519	205.1
12	1:59.490	21.074	35.146	24.322	38.948	223.2	4	1:55.645	21.806	35.395	24.262	34.182	205.9
13	1:56.952	21.279	35.137	24.558	35.978	218.3	5	2:05.154	23.498	37.431	24.436	39.789	204.4
14	1:55.245	21.074	34.662	23.927	35.582	223.7	6	1:55.471	21.891	34.909	24.617	34.054	209.1
90 LUCA AGOSTINELLI VIE							7	1:53.853	21.378	34.675	24.021	33.779	216.6
IGAXTEAM HONDA							8	1:55.952	21.530	34.961	24.352	35.109	214.0
1	3:16.988	1:40.276	36.934	24.528	35.250	65.3	9	2:15.055 B	21.654	35.352	24.807	53.242	210.7
2	1:54.973	21.408	35.356	24.131	34.078	212.8	10	15:26.010	...	35.835	24.680	35.024	104.6
3	1:54.102	20.976	35.119	23.761	34.246	221.9	11	1:59.549	21.563	35.206	24.692	38.088	220.5
4	1:55.334	20.975	35.096	23.890	35.373	221.0	12	1:59.388	21.759	36.804	25.098	35.727	209.9
5	2:00.039	21.196	34.904	24.082	39.857	218.3	13	1:53.911	21.416	34.735	24.093	33.667	212.8
6	1:56.111	21.517	34.977	24.994	34.623	211.5	31 GIULIO PUGLIESE ITA						
7	1:53.587	21.017	34.806	23.701	34.063	219.6	AC RACING TEAM HONDA						
8	1:53.629	20.938	34.760	23.873	34.058	222.3	1	3:14.901	1:38.823	36.903	24.513	34.662	89.1
9	2:17.659 B	21.593	38.827	24.702	52.537	216.1	2	1:54.325	21.408	34.859	23.875	34.183	215.7
10	15:24.876	...	37.354	24.733	34.814	70.9	3	1:54.944	21.316	34.946	23.936	34.746	216.6
11	1:59.964	21.180	35.007	24.155	39.622	219.2	4	2:03.919	21.571	36.909	24.334	41.105	214.0
12	2:00.955	21.552	35.472	24.866	39.065	213.6	5	1:55.252	21.460	34.669	23.900	35.223	217.0
13	1:53.714	21.302	34.627	23.852	33.933	218.3	6	1:54.518	21.198	34.866	23.875	34.579	221.9
69 FERNANDO BUJOSA SPA							7	1:53.954	21.438	34.852	23.695	33.969	214.9
FRANCO RACING VHC TEAM HONDA							8	1:54.988	20.907	34.622	24.299	35.160	224.6
1	3:17.069	1:39.914	35.593	24.467	37.095	58.0	9	2:13.209 B	21.272	37.409	24.874	49.654	217.0
							10	11:29.479	9:34.498	48.253	28.981	37.747	96.7



European Talent Cup
FIM JuniorGP - BARCELONA
Free Practice 1 - Group B
Sector Analysis

— Invalidated Lap ■ Personal Best ■ Session Best B Crossing the pit lane

Lap	Time	Sector 1	Sector 2	Sector 3	Sector 4	T.Sp	Lap	Time	Sector 1	Sector 2	Sector 3	Sector 4	T.Sp
11	1:55.764	21.952	35.697	24.065	34.050	209.9							
12	2:01.767	21.482	34.984	23.939	41.362	211.9							
13	1:54.494	21.076	34.803	24.303	34.312	223.7							
14	1:58.984	21.076	37.961	24.639	35.308	219.6							
15	1:58.814	20.922	34.605	24.053	39.234	220.5							
6 BENJAMIN CAILLET FRA							17 PEDRO ALOMAR SPA						
VILTA&IUML HONDA							IGAXTEAM HONDA						
1	3:13.911	1:37.873	36.254	24.646	35.138	45.2	1	3:17.923	1:38.592	36.704	25.042	37.585	86.4
2	1:55.465	21.904	34.998	24.346	34.217	208.3	2	1:54.410	21.155	35.003	24.026	34.226	215.3
3	2:07.070	21.377	34.939	24.119	46.635	215.3	3	1:55.825	21.054	34.806	23.838	36.127	217.9
4	3:29.502	1:56.151	34.992	24.203	34.156	134.1	4	1:59.390	21.284	37.306	24.696	36.104	209.9
5	1:55.306	21.928	34.860	24.387	34.131	207.1	5	1:55.976	21.662	34.908	23.947	35.459	213.2
6	1:54.797	21.917	34.805	24.235	33.840	204.4	6	1:54.759	21.306	35.047	24.292	34.114	219.2
7	2:09.608	22.051	35.900	24.774	46.883	205.5	7	1:54.404	21.581	34.734	24.267	33.822	218.8
8	13:42.723	...	47.509	28.585	37.113	95.3	8	2:11.919	21.152	34.967	24.093	51.707	216.6
9	1:56.337	22.248	35.955	24.142	33.992	205.5	9	17:22.056	...	38.464	24.461	39.618	80.7
10	2:02.794	24.526	39.030	24.391	34.847	196.6	10	1:57.021	21.613	34.999	24.370	36.039	215.7
11	1:55.893	21.422	34.919	24.106	35.446	221.4	11	1:54.662	21.209	34.883	24.517	34.053	219.2
12	1:54.091	21.076	34.648	24.248	34.119	219.2	12	1:59.370	21.293	34.664	24.194	39.219	220.1
13	2:00.195	21.550	34.788	24.490	39.367	211.1							
22 JESÚS TORRES SPA							53 KIYANO VEIJER NED						
CUNA DE CAMPEONES HONDA							ERNST DUBBINK EVENO RACING HONDA						
1	3:16.466	1:40.107	37.069	24.455	34.835	91.4	1	2:55.138	1:05.738	43.616	25.716	40.068	108.7
2	1:54.539	21.808	35.015	23.911	33.805	209.1	2	1:55.823	21.902	35.373	24.234	34.314	208.3
3	27:08.436	...	36.964	24.084	34.487	156.2	3	1:55.046	21.665	35.013	24.199	34.169	210.7
4	2:07.401	22.420	35.422	24.770	44.789	207.9	4	1:54.830	21.725	34.884	24.167	34.054	207.5
5	1:54.316	21.159	34.856	24.438	33.863	219.6	5	2:02.905	22.212	38.192	25.335	37.166	206.3
6	1:57.276	21.971	36.934	24.142	34.229	215.7	6	1:58.220	22.937	36.599	24.250	34.434	198.0
7	2:01.300	21.021	34.458	24.438	41.383	224.2	7	1:54.837	21.582	34.980	24.202	34.073	210.3
							8	2:10.019	21.524	35.861	24.587	48.047	208.7
							9	9:47.312	8:12.498	35.828	24.514	34.472	154.2
							10	1:55.731	21.833	35.219	24.361	34.318	207.5
							11	1:58.862	21.746	35.089	25.216	36.811	206.7
							12	1:57.272	21.690	36.841	24.214	34.527	211.1
							13	2:00.080	21.439	35.112	24.077	39.452	215.3
							14	1:55.365	21.749	35.209	24.364	34.043	213.2
							15	1:56.677	21.737	35.802	24.630	34.508	216.6
							16	1:59.032	21.774	34.890	24.147	38.221	218.3
1 GUIDO PINI ITA							2 LORIS SCHÖNROCK GER						
AC RACING TEAM HONDA							F. KOCH RENNSPRT HONDA						
1	3:11.664	1:36.675	36.019	24.348	34.622	116.8	1	2:53.806	1:11.851	37.517	25.329	39.109	89.5
2	1:54.317	21.578	34.931	23.809	33.999	209.1	2	1:57.256	22.263	35.908	24.499	34.586	202.8
3	2:09.621	21.312	35.646	25.196	47.467	211.1	3	1:55.659	21.802	35.136	24.329	34.392	209.9
							4	1:55.588	21.842	35.318	24.247	34.181	204.0
							5	2:02.470	24.038	37.675	25.223	35.534	199.1
							6	1:57.127	22.469	35.753	24.330	34.575	201.0
							7	1:55.708	21.871	35.350	24.253	34.234	206.7
							8	2:12.768	21.992	36.286	25.465	49.025	203.2
							9	13:28.001	...	41.874	26.099	34.807	118.7
							10	1:57.721	22.288	35.649	25.096	34.688	200.6
							11	1:59.427	22.535	36.741	25.122	35.029	201.0
							12	2:03.762	23.217	39.893	25.022	35.630	199.1
							13	1:58.178	22.295	35.789	25.033	35.061	199.9
							14	2:00.220	22.316	36.570	24.244	37.090	202.5
18 EDOARDO BERTOLA ITA							9 ELLIOT KASSIGIAN FRA						
AC RACING TEAM HONDA							MECAPROJETS TEAM ADO HONDA						
1	3:11.836	1:36.992	35.879	24.306	34.659	100.6	1	2:56.492	1:10.366	40.112	25.662	40.352	92.7
2	1:54.346	21.591	34.945	23.747	34.063	208.7	2	1:58.299	22.477	36.377	24.775	34.670	202.5
3	1:54.347	21.347	34.729	23.879	34.392	208.7	3	1:56.757	22.012	35.698	24.589	34.458	204.7
4	1:59.995	22.484	36.993	25.636	34.882	203.6							
5	1:55.120	21.402	35.115	24.010	34.593	216.1							
6	1:59.363	22.602	38.141	24.720	33.900	205.9							
7	1:54.339	21.657	35.038	23.910	33.734	204.7							
8	1:57.301	21.410	34.690	24.399	36.802	212.3							
9	2:12.261	22.015	35.526	25.247	49.473	209.5							
10	11:29.240	9:35.642	47.008	29.472	37.118	84.7							
11	1:57.175	22.182	36.486	24.300	34.207	205.9							
12	2:00.172	21.240	34.786	24.205	39.941	213.6							
13	1:56.287	21.389	35.580	24.782	34.536	214.4							
14	1:54.938	21.142	34.903	24.549	34.344	219.2							
15	2:00.696	21.340	34.737	25.326	39.293	211.1							



European Talent Cup

FIM JuniorGP - BARCELONA

Free Practice 1 - Group B

Sector Analysis

— Invalidated Lap ■ Personal Best ■ Session Best B Crossing the pit lane

Lap	Time	Sector 1	Sector 2	Sector 3	Sector 4	T.Spd	Lap	Time	Sector 1	Sector 2	Sector 3	Sector 4	T.Spd
4	1:56.550	21.784	35.684	24.469	34.613	207.5	7	2:17.967B	22.556	37.105	25.785	52.521	197.3
5	1:56.744	21.988	35.578	24.378	34.800	202.1	8	15:12.653	...	38.610	25.809	35.749	89.5
6	2:17.853B	22.050	36.473	24.540	54.790	204.0	9	2:21.603B	22.947	37.018	26.340	55.298	194.5
7	5:46.150	4:07.907	37.596	24.695	35.952	133.4	10	6:44.848	5:06.627	37.115	25.505	35.601	125.5
8	1:55.764	21.797	35.284	24.388	34.295	208.3	11	1:59.111	22.520	36.236	25.150	35.205	199.1
9	1:56.235	21.740	35.402	24.529	34.564	208.3							
10	2:17.206B	22.288	37.121	25.142	52.655	201.7							
11	5:23.078	3:41.142	40.570	26.338	35.028	124.4							
12	1:59.506	22.353	38.000	24.474	34.679	202.8							
13	1:56.865	21.703	35.618	24.816	34.728	206.7							
14	1:57.149	21.991	35.735	24.645	34.778	203.6							
15	2:05.866	27.489	39.320	24.439	34.618	203.2							
16	1:58.308	21.434	35.305	24.390	37.179	213.2							

82 **KYLE PAYNE** GBR
ILUSION RACING HONDA

1	3:08.166	1:21.361	41.744	26.022	39.039	109.5
2	1:58.789	22.536	36.042	24.812	35.399	202.8
3	1:57.026	21.705	35.845	24.470	35.006	210.3
4	1:58.128	22.032	36.424	24.787	34.885	206.7
5	1:59.481	21.512	35.418	24.099	38.452	214.0
6	1:56.226	21.767	35.049	24.502	34.908	203.2
7	1:56.205	21.665	35.572	24.401	34.567	213.6
8	1:55.996	21.585	35.360	24.394	34.657	212.3
9	1:57.838	21.854	35.793	24.807	35.384	207.9
10	1:56.222	21.691	35.232	24.298	35.001	210.3
11	2:14.070B	24.319	37.352	25.229	47.170	209.9
12	13:23.204	...	44.190	25.508	39.128	139.2
13	1:57.632	22.077	36.127	24.643	34.785	210.3
14	1:57.795	21.376	35.223	24.262	36.934	215.3

30 **MATTHIAS ROSTAGNI** FRA
MECASPTRT TRS HONDA

1	2:15.996	34.544	36.999	25.501	38.952	144.4
2	2:00.372	22.722	36.082	25.138	36.430	203.2
3	1:57.986	22.390	35.844	24.792	34.960	203.2
4	1:57.371	22.243	35.782	24.689	34.657	204.0
5	2:00.621	22.150	37.791	24.993	35.687	201.7
6	1:57.046	21.978	35.671	24.679	34.718	205.5
7	1:56.802	22.127	35.438	24.730	34.507	204.0
8	1:56.538	21.870	35.459	24.589	34.620	205.5
9	2:15.608B	25.551	37.386	24.917	47.754	204.7
10	12:00.797	...	38.951	25.535	37.076	149.8
11	1:56.885	21.929	35.423	24.838	34.695	209.1
12	2:02.751	22.443	37.284	25.061	37.963	202.8
13	2:02.092	22.161	37.031	24.789	38.111	207.9
14	1:58.255	21.901	36.121	24.680	35.553	208.7
15	1:57.260	21.446	35.350	24.194	36.270	214.0

23 **SPYROS FOURTHIOTIS** GRE
FIFTY MOTORSPTRT HONDA

1	2:52.992	1:11.978	39.013	25.716	36.285	96.1
2	1:59.769	22.832	36.945	24.928	35.064	198.8
3	1:58.488	22.342	35.999	25.049	35.098	201.3
4	1:57.886	22.431	35.838	24.794	34.823	199.1
5	1:57.710	22.203	35.784	24.849	34.874	200.6
6	1:57.744	22.252	35.732	24.872	34.888	201.3