

European Talent Cup

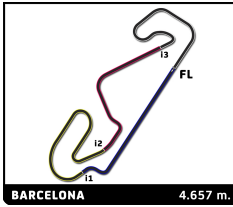
FIM JuniorGP - BARCELONA

Free Practice 2 - Group A

Sector Analysis

— Invalidated Lap ■ Personal Best ■ Session Best B Crossing the pit lane

Lap	Time	Sector 1	Sector 2	Sector 3	Sector 4	T.Sp	Lap	Time	Sector 1	Sector 2	Sector 3	Sector 4	T.Sp		
28	MÁXIMO QUILES						SPA	21	RUCHÉ MOODLEY						RSA
ASPAR JUNIOR TEAM							FINETWORK MIR JUNIOR TEAM								
HONDA							HONDA								
1	3:49.484	2:15.441	35.723	24.295	34.025	126.1	1	3:50.471 B	2:03.707	35.486	24.566	46.712	64.3		
2	1:53.768	21.386	34.614	23.856	33.912	208.3	2	3:07.644	1:34.173	35.014	24.215	34.242	149.1		
3	1:53.283	21.379	34.439	23.821	33.644	208.3	3	1:54.053	21.494	34.638	23.837	34.084	209.9		
4	1:54.806	21.834	35.136	24.012	33.824	206.7	4	1:54.076	21.247	34.762	23.719	34.348	212.8		
5	1:53.949	21.794	34.543	23.855	33.757	206.3	5	1:53.992	21.514	34.652	24.081	33.745	209.9		
6	1:55.575	21.339	34.389	23.686	36.161	208.7	6	2:06.289 B	21.344	35.003	24.251	45.691	209.5		
7	1:52.789	21.060	34.417	23.756	33.556	215.7	7	7:34.846	6:00.503	35.799	24.395	34.149	149.5		
8	1:53.020	21.322	34.454	23.699	33.545	209.5	8	1:53.639	21.610	34.415	23.872	33.742	205.1		
9	1:52.873	21.331	34.467	23.607	33.468	209.5	9	1:53.751	21.452	34.425	24.001	33.873	205.5		
10	2:04.711 B	21.318	34.385	23.655	45.353	208.3	10	1:52.839	21.421	34.330	23.595	33.493	207.5		
11	9:07.797	7:34.426	35.139	24.099	34.133	153.1	11	1:59.263	22.105	37.484	24.448	35.226	209.1		
12	1:52.824	21.290	34.301	23.632	33.601	208.7	12	1:52.658	21.093	34.139	23.624	33.802	216.6		
13	1:52.168	21.149	34.240	23.591	33.188	210.7	13	1:53.090	21.268	34.385	23.843	33.594	209.1		
14	1:52.111	20.859	34.199	23.716	33.337	213.6	14	1:54.351	21.622	35.257	23.852	33.620	209.1		
15	1:52.753	21.127	34.151	23.707	33.768	210.3									
16	1:52.376	21.280	34.020	23.597	33.479	210.3									
17	2:08.758	23.147	42.264	24.946	38.401	209.1									
26	PAU ALSINA						SPA	54	JESÚS RIOS						SPA
ARTBOX							MRE TALENT								
HONDA							HONDA								
1	2:52.137	1:19.125	35.025	24.024	33.963	143.8	1	2:47.664	1:13.281	35.726	24.538	34.119	119.6		
2	1:54.727	21.779	35.166	23.829	33.953	208.7	2	1:53.772	21.652	34.521	23.793	33.806	202.1		
3	2:09.354	21.525	39.559	26.604	41.666	203.6	3	1:53.856	23.957	33.696	204.4		
4	1:54.059	21.274	34.536	23.980	34.269	210.7	4	2:11.348 B	24.971	48.181	201.3		
5	1:53.459	21.108	34.595	23.836	33.920	213.6	5	5:57.543	24.816	34.260	107.8		
6	1:59.558	22.521	38.993	24.209	33.835	200.6	6	1:53.744	24.001	33.671	205.5		
7	1:53.517	21.320	34.601	23.861	33.735	207.1	7	1:53.142	23.684	33.604	205.1		
8	2:05.800 B	21.206	34.755	23.873	45.966	211.1	8	1:53.499	23.946	33.639	204.4		
9	15:13.798	...	42.692	23.790	35.539	151.6	9	1:58.664	25.336	34.401	203.2		
10	1:53.541	21.310	34.265	23.907	34.059	207.1	10	2:07.795 B	24.425	47.274	202.5		
11	1:53.178	21.461	34.403	23.764	33.550	201.7	11	9:25.780	7:39.816	43.371	24.601	37.992	141.2		
12	2:00.971	21.681	34.723	25.032	39.535	199.5	12	1:52.966	23.713	33.485	208.3		
13	1:52.578	21.166	34.397	23.758	33.257	208.7	13	1:53.186	23.854	33.832	209.1		
14	2:04.388	21.227	34.695	25.356	43.110	207.9	14	1:52.663	23.665	33.498	213.2		
25	GONZALO PÉREZ						SPA	71	HAMAD_KHAMIS AL-SAHOUTI						QAT
TEAM LARREPORT							TEAM IMPALA HONDA								
HONDA							HONDA								
1	2:47.977	1:14.044	35.562	24.273	34.098	150.0	1	2:21.999	40.517	40.795	25.024	35.663	82.1		
2	1:53.658	21.435	34.562	23.836	33.825	205.9	2	1:54.709	22.043	34.964	23.920	33.782	205.1		
3	2:11.760	22.765	42.049	26.460	40.486	195.2	3	1:54.459	21.560	34.731	23.974	34.194	206.7		
4	1:54.714	21.877	34.750	24.095	33.992	201.7	4	1:53.887	21.712	34.449	24.008	33.718	206.3		
5	1:58.556	25.149	35.267	24.195	33.945	201.0	5	1:54.451	21.816	34.676	24.011	33.948	206.7		
6	1:54.381	21.384	34.755	24.362	33.880	214.9	6	1:53.810	21.487	34.651	23.860	33.812	207.5		
7	2:14.842 B	21.733	38.901	25.166	49.042	207.5	7	1:53.714	21.316	34.683	23.905	33.810	209.5		
8	9:19.780	7:40.733	40.548	24.507	33.992	155.8	8	2:07.852 B	21.400	34.840	23.995	47.617	207.1		
9	1:53.364	21.475	34.312	23.634	33.943	205.1	9	16:11.668	35.420	24.055	34.138	155.1	
10	1:52.612	21.318	34.337	23.494	33.463	207.9	10	1:54.031	21.646	34.759	23.783	33.843	210.3		
11	1:58.771	22.183	36.459	24.809	35.320	207.1	11	1:53.025	21.354	34.285	23.782	33.604	209.9		
12	1:54.416	21.632	34.604	23.664	34.516	205.9	12	1:52.911	21.205	34.233	23.710	33.763	211.5		
13	1:56.560	21.514	34.777	24.431	35.838	214.0	13	1:53.291	21.314	34.307	23.680	33.990	210.7		
14	1:53.622	21.329	34.776	23.936	33.581	213.2	14	1:57.331	21.288	35.384	24.902	35.757	215.7		
15	1:56.819	21.390	34.411	24.066	36.952	207.9									
16	1:54.201	21.524	34.618	24.271	33.788	209.5									
17	2:03.933	21.397	35.598	25.587	41.351	210.7									
38	MATTEO ROMAN						FRA	38	MATTEO ROMAN						FRA
JEG RACING							JEG RACING								
HONDA							HONDA								
1	3:37.666	1:55.974	42.115	24.877	34.700	140.6	1	3:37.666	1:55.974	42.115	24.877	34.700	140.6		
2	1:55.337	21.854	35.147	24.194	34.142	204.0	2	1:55.337	21.854	35.147	24.194	34.142	204.0		



European Talent Cup
FIM JuniorGP - BARCELONA
Free Practice 2 - Group A

Sector Analysis

— Invalidated Lap ■ Personal Best ■ Session Best B Crossing the pit lane

Lap	Time	Sector 1	Sector 2	Sector 3	Sector 4	T.Sp	Lap	Time	Sector 1	Sector 2	Sector 3	Sector 4	T.Sp
3	1:54.650			24.179	34.109	205.1	3	2:12.143	22.726	42.072	26.213	41.132	198.8
4	1:54.316			24.059	34.026	203.2	4	1:54.473	21.352	34.927	24.102	34.092	210.3
5	1:54.717			24.191	34.083	206.7	5	2:08.781 B	22.294	35.576	24.170	46.741	196.2
6	2:03.451			24.422	35.299	206.3	6	1:57.446	...	41.594	25.040	33.882	145.3
7	1:54.180			23.836	33.882	208.3	7	1:54.147	21.720	34.587	23.955	33.885	203.2
8	1:54.059			24.035	33.901	208.7	8	1:53.442	21.613	34.491	23.687	33.651	203.6
9	2:06.364 B			23.865	46.315	205.1	9	1:53.309	21.696	34.429	23.700	33.484	201.0
10	10:51.052			24.460	34.070	66.9	10	1:53.317	21.296	34.579	23.790	33.652	206.7
11	1:54.039			23.936	33.745	204.0	11	2:13.174 B	23.268	36.748	24.852	48.306	190.4
12	1:53.792			23.768	33.963	213.2	12	6:55.751	5:19.899	37.625	24.356	33.871	98.1
13	1:52.966			23.552	33.600	209.9							
14	1:53.139			23.766	33.722	209.5							
15	1:53.573			23.807	33.689	207.9							
16	2:05.810	23.274	38.191	26.399	37.946	198.8							

7 BEÑAT FERNÁNDEZ SPA
FRANDO RACING VHC TEAM HONDA

1	3:49.614 B	1:57.711	40.849	24.518	46.536	141.2
2	2:15.327	42.083	35.106	23.908	34.230	158.5
3	1:54.473			23.835	33.905	207.1
4	1:54.434			23.836	34.011	203.2
5	1:54.159			23.941	33.893	208.3
6	1:54.234			23.779	34.149	205.9
7	1:53.649			23.806	33.810	209.5
8	1:54.380			23.984	33.883	202.8
9	1:55.830			24.306	34.309	207.5
10	2:09.548 B			24.781	46.169	197.7
11	10:18.473	8:41.782	36.325	24.648	35.718	150.2
12	1:56.154			24.674	34.671	204.7
13	1:53.151			23.783	33.612	206.7
14	1:58.695			24.706	37.701	207.5
15	1:53.593			23.856	33.593	214.9
16	2:04.774			26.207	41.543	205.5

97 MARCO MORELLI ARG
VISIONTRACK RACING TEAM HONDA

1	2:28.599	51.467	36.973	25.519	34.640	145.7
2	1:54.634	21.947	34.952	24.007	33.728	202.8
3	1:54.333	21.644	34.826	24.021	33.842	205.5
4	2:03.944	22.824	38.438	26.167	36.515	204.4
5	1:54.507	21.743	34.781	24.077	33.906	207.5
6	2:12.662 B	22.048	38.377	24.868	47.369	204.4
7	6:07.697	4:32.745	35.968	24.464	34.520	144.0
8	1:54.461	21.731	34.881	24.063	33.786	204.7
9	1:54.193	21.678	34.798	23.993	33.724	205.9
10	1:53.780	21.620	34.688	23.839	33.633	205.9
11	2:10.419 B	21.825	37.259	24.399	46.936	204.0
12	7:28.528	5:42.807	41.516	24.985	39.220	147.5
13	1:54.083	21.444	34.971	24.045	33.623	210.7
14	1:54.812	21.407	34.589	24.014	34.802	210.7
15	1:53.208	21.438	34.488	23.899	33.883	211.9
16	2:00.505	21.820	37.462	24.323	36.900	216.1

27 RICO SALMELA FIN
TEAM ESTRELLA GALICIA 0,0 HONDA

1	2:46.734	1:11.989	36.083	24.525	34.137	140.3
2	1:54.740	21.636	34.971	24.099	34.034	202.8

81 LORENZ TONI LUCIANO BEL
ARTBOX HONDA

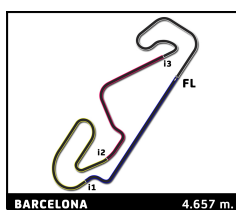
1	3:31.586	1:56.409	36.373	24.459	34.345	104.7
2	1:55.009	22.108	34.873	24.010	34.018	199.5
3	1:54.788	21.880	34.948	24.072	33.888	201.0
4	1:54.482	21.762	34.824	23.970	33.926	203.2
5	1:54.535	21.785	34.810	23.915	34.025	202.5
6	1:54.249	21.656	34.769	24.044	33.780	204.7
7	2:08.607 B	21.648	35.888	24.722	46.349	204.0
8	13:49.493	...	35.536	24.471	34.137	130.7
9	1:54.726	21.995	34.591	24.078	34.062	200.6
10	1:53.687	21.777	34.498	23.764	33.648	201.7
11	1:53.525	21.653	34.435	23.748	33.689	203.6
12	1:53.441	21.569	34.373	23.896	33.603	202.5
13	1:53.597	21.636	34.431	23.814	33.716	202.8
14	1:54.082	21.704	34.394	24.043	33.941	200.6

47 DODÓ BOGGIO ITA
ASPAR JUNIOR TEAM HONDA

1	3:49.220 B	2:02.825	35.526	24.570	46.299	66.9
2	2:15.549	42.306	35.143	23.950	34.150	159.6
3	1:54.593	21.892	34.830	23.942	33.929	203.2
4	1:54.277	21.660	34.791	23.936	33.890	204.0
5	1:54.357	21.720	34.650	24.017	33.970	203.6
6	1:53.876	21.448	34.686	23.892	33.850	207.5
7	1:54.011	21.462	34.752	23.939	33.858	207.1
8	1:54.356	21.653	34.667	24.097	33.939	203.2
9	2:09.523 B	21.971	36.553	24.015	46.984	204.0
10	10:03.245	8:29.821	35.051	24.175	34.198	97.1
11	2:25.513	21.806	34.783	23.844	1:05.080	202.8
12	2:01.056	24.843	36.923	24.702	34.588	194.1
13	1:54.257	21.728	34.672	23.937	33.920	204.7
14	1:53.865	21.623	34.681	23.857	33.704	204.0
15	1:53.745	21.691	34.559	23.778	33.717	203.6
16	1:53.839	21.670	34.560	23.855	33.754	202.5

12 ADRIANO DONOSO SPA
TEAM HONDA LAGLISSE HONDA

1	3:38.983	2:02.833	35.975	24.293	35.882	84.7
2	1:56.306	22.190	35.537	24.122	34.457	206.3
3	1:54.416	21.472	34.912	23.959	34.073	206.3
4	1:54.367	21.421	34.855	24.031	34.060	206.3
5	1:54.371			23.990	34.013	205.1
6	1:59.478			24.180	34.043	205.5
7	1:57.525			24.064	34.046	207.9
8	2:02.820 B			23.852	42.977	207.5



European Talent Cup

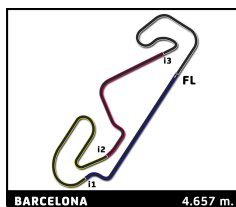
FIM JuniorGP - BARCELONA

Free Practice 2 - Group A

Sector Analysis

_ Invalidated Lap ■ Personal Best ■ Session Best B Crossing the pit lane

Lap	Time	Sector 1	Sector 2	Sector 3	Sector 4	T.Sp	Lap	Time	Sector 1	Sector 2	Sector 3	Sector 4	T.Sp
9	12:46.597			24.111	34.371	108.8	11	1:54.148	21.648	34.621	24.165	33.714	204.0
10	1:54.484			24.015	34.065	206.3	12	1:54.417	21.541	34.605	23.983	34.288	207.9
11	1:54.302			23.880	34.277	209.1	13	1:54.128	21.710	34.708	23.855	33.855	201.3
12	1:53.746			23.815	33.850	213.2	14	1:56.556	21.922	35.453	25.057	34.124	201.3
13	1:55.440			24.021	34.977	208.7	73 VALENTÍN PERRONE ARG						
14	1:54.535			24.190	33.907	210.3	TEAM LARRESPORT HONDA						
15	2:02.662			24.810	40.887	210.7	1	3:01.608	1:26.468	35.824	24.492	34.824	119.2
20 OWEN VAN TRIGT NED							2	1:56.449	21.949	35.464	24.317	34.719	207.9
AGR TEAM HONDA							3	1:56.742	21.758	35.311	24.404	35.269	210.3
1	2:28.938	50.375	38.317	25.534	34.712	57.5	4	1:55.403	21.355	35.169	24.342	34.537	214.0
2	1:55.663	21.941	35.053	24.492	34.177	201.3	5	1:56.028	21.428	35.157	24.787	34.656	211.5
3	1:55.287	21.853	34.904	24.320	34.210	201.3	6	1:55.238	21.746	35.114	24.191	34.187	207.5
4	1:56.301	21.925	35.465	24.427	34.484	199.5	7	1:55.294	21.178	35.177	24.341	34.598	217.9
5	2:08.319	B 22.098	34.984	24.213	47.024	197.0	8	1:55.638	21.498	35.104	24.358	34.678	210.7
6	15:44.930	...	36.004	24.430	34.181	139.0	9	2:11.710	B 21.961	36.720	24.984	48.045	208.7
7	1:54.777	21.592	34.838	24.244	34.103	204.0	10	9:53.429	8:12.946	41.384	24.429	34.670	130.4
8	1:55.216	22.004	34.836	24.328	34.048	198.4	11	1:55.927	21.765	35.140	24.314	34.708	206.3
9	1:55.602	21.822	35.021	24.024	34.735	201.0	12	1:54.625	21.357	35.172	24.037	34.059	209.5
10	2:01.890	21.417	37.868	24.719	37.886	211.9	13	1:54.494	21.281	34.975	23.979	34.259	209.9
11	1:53.817	21.403	34.538	24.082	33.794	207.9	14	1:54.905	21.639	35.031	24.079	34.156	206.7
12	1:57.961	23.217	36.108	24.424	34.212	209.5	15	1:54.679	21.556	34.987	24.039	34.097	206.7
13	1:54.827	21.567	34.763	24.182	34.315	204.0	16	1:54.867	21.548	34.921	23.930	34.468	205.5
14	1:58.739	22.179	36.534	24.649	35.377	199.1	52 JEREMIASZ WOJCIECHOWSKI POL						
10 VALENTINO HERRLICH GER							KIDZGP BY COVACHA R.T. HONDA						
F. KOCH RENNSPORT HONDA							1	2:51.629	1:15.597	36.460	24.737	34.835	105.6
1	3:37.780	1:57.124	42.190	24.332	34.134	142.7	2	1:56.606	22.015	35.745	24.455	34.391	204.7
2	1:55.417	21.320	35.719	24.158	34.220	208.3	3	2:05.520	21.809	36.424	26.610	40.677	203.2
3	1:54.395	21.535	34.736	24.033	34.091	206.7	4	1:56.122	21.746	35.577	24.497	34.302	208.3
4	1:54.436	21.579	34.849	24.043	33.965	204.7	5	1:56.501	21.969	35.148	24.665	34.719	201.3
5	1:54.814	21.349	34.974	24.388	34.103	206.3	6	1:55.174	21.909	35.031	24.225	34.009	209.9
6	2:03.373	21.327	42.229	24.372	35.445	211.5	7	1:56.438	21.587	36.556	24.174	34.121	215.3
7	1:54.285	21.331	35.213	24.091	33.650	211.1	8	1:55.715	21.630	34.993	24.219	34.873	204.7
8	1:53.866	21.136	34.709	24.189	33.832	214.9	9	2:11.170	B 22.261	36.415	24.811	47.683	199.9
9	1:54.479	21.390	34.944	24.019	34.126	207.5	10	13:09.517	...	39.241	24.591	35.524	147.1
10	1:54.480	21.447	34.529	24.217	34.287	205.5	11	1:56.428	21.808	35.659	24.406	34.555	213.2
11	2:12.948	B 21.805	35.843	26.838	48.462	204.0	12	1:55.557	21.790	35.112	24.356	34.299	209.5
12	8:44.152	7:07.520	36.275	24.459	35.898	156.4	13	1:55.512	21.766	35.046	24.037	34.663	203.6
13	1:55.938	21.879	35.472	24.094	34.493	207.5	14	1:54.769	22.074	34.823	23.949	33.923	205.1
14	1:54.193	21.547	34.826	24.053	33.767	206.3	15	2:03.438	21.649	35.739	24.949	41.101	209.9
15	1:54.836	21.335	34.834	23.989	34.678	209.9	16 MAX SÁNCHEZ SPA						
16	1:54.905	22.010	34.725	24.151	34.019	201.3	SUPERHUGO44 TEAM HONDA						
17	1:57.532	22.121	36.491	24.962	33.958	210.3	1	2:29.588	51.616	37.117	25.915	34.940	141.0
3 VASILIS PANTELEAKIS GRE							2	1:58.071	22.103	35.999	25.034	34.935	202.1
ARTBOX HONDA							3	1:56.392	21.526	35.580	24.601	34.685	204.0
1	2:53.766	1:19.649	35.424	24.439	34.254	109.5	4	1:57.440	22.122	35.686	24.566	35.066	204.7
2	1:55.706	21.827	35.248	24.241	34.390	201.7	5	1:56.582	22.066	35.368	24.434	34.714	206.3
3	2:04.895	21.502	35.821	25.936	41.636	209.9	6	1:56.681	21.927	35.586	24.555	34.613	206.3
4	1:56.901	22.387	35.541	24.556	34.417	197.3	7	2:15.698	B 21.997	38.912	25.689	49.100	209.9
5	1:55.287	21.350	35.058	24.221	34.658	211.5	8	11:39.276	...	25.261	34.487	121.7	
6	1:57.613	21.978	36.886	24.162	34.587	211.1	9	1:55.590	21.543	35.204	24.282	34.561	211.1
7	1:54.186	21.400	34.972	24.098	33.716	210.7	10	1:55.860	21.473	35.423	24.368	34.596	202.5
8	2:09.445	B 21.686	35.710	24.964	47.085	203.2	11	1:58.206	21.723	35.477	26.035	34.971	207.1
9	15:09.220	...	41.960	24.310	36.109	154.2	12	1:55.726	...	24.254	34.605	211.9	
10	1:55.614	21.534	35.200	24.092	34.788	206.3	13	1:55.544	...	24.385	34.683	208.3	



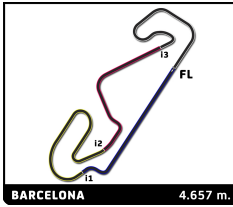
European Talent Cup

FIM JuniorGP - BARCELONA

Free Practice 2 - Group A

Sector Analysis

Sector Analysis							Sector Analysis						
Lap	Time	Sector 1	Sector 2	Sector 3	Sector 4	T.Sp	Lap	Time	Sector 1	Sector 2	Sector 3	Sector 4	T.Sp
14	1:55.797	21.029	35.521	24.410	34.837	210.7	1	2:29.461	51.196	37.093	26.067	35.105	131.3
15	2:01.417	21.738	35.227	26.194	38.258	211.9	2	1:57.317	22.306	35.542	24.652	34.817	201.3
16	2:14.263 B	21.688	37.389	25.191	49.995	200.6	3	1:56.785	22.134	35.393	24.552	34.706	200.6
29	MASSIMO COPPA					ITA	4	1:57.146	22.198	35.389	24.522	35.037	198.4
	SF RACING					HONDA	5	1:56.756	22.353	35.242	24.443	34.718	196.6
1	2:52.951	1:16.900	36.637	25.053	34.361	143.6	6	1:57.037	22.111	35.360	24.826	34.740	198.8
2	1:56.461	21.802	35.329	24.574	34.756	202.1	7	1:59.063	22.490	36.835	24.939	34.799	201.7
3	2:04.196	21.978	35.722	26.074	40.422	205.9	8	2:11.024 B	22.072	36.134	25.334	47.484	199.9
4	1:58.732	22.071	35.642	26.012	35.007	202.5	9	16:03.299	...	36.142	24.897	34.716	143.6
5	1:56.507	21.707	35.362	24.869	34.569	207.1	10	1:56.533	21.916	35.070	24.876	34.671	204.0
6	1:56.478	21.866	35.231	24.359	35.022	202.5	11	1:56.337	22.037	35.259	24.521	34.520	201.3
7	2:13.666 B	21.754	35.347	24.657	51.908	204.7	12	1:56.709	22.059	35.429	24.619	34.602	200.2
8	16:39.682	...	37.761	25.329	34.930	110.3	13	1:56.695	22.062	35.526	24.465	34.642	198.8
9	2:11.610	23.306	43.433	28.299	36.572	188.7	77	LEANDRO QUINTANS					FRA
10	1:56.077	21.800	35.425	24.465	34.387	206.7		TEAM LARRESPORT					HONDA
11	1:57.685	22.310	36.185	24.498	34.692	201.7	1	2:51.214	1:14.933	36.319	24.718	35.244	129.4
12	1:55.737	21.602	35.100	24.592	34.443	209.1	2	1:59.035	22.051	35.940	25.239	35.805	204.4
13	1:59.417	21.978	35.435	24.860	37.144	204.7	3	2:03.288	21.768	35.874	25.577	40.069	207.9
19	LADISLAV LÖRINC					SVK	4	1:57.539	21.717	35.725	24.930	35.167	208.7
	FAU55 TEY RACING					HONDA	5	1:58.438	22.131	36.071	25.054	35.182	207.1
1	2:07.084	28.851	37.388	25.291	35.554	122.8	6	2:01.375	23.277	37.247	25.205	35.646	208.3
2	1:58.866	22.426	36.096	25.234	35.110	201.7	7	1:57.460	21.910	35.913	24.726	34.911	208.7
3	12:55.461			25.374	39.696	127.0	8	2:10.141 B	21.882	35.605	24.714	47.940	209.1
4	1:59.327			24.894	34.711	201.0	9	11:36.452	9:57.733	38.404	25.064	35.251	138.0
5	1:57.589			24.966	34.909	203.2	10	1:58.440	22.290	36.237	24.795	35.118	201.7
6	1:57.811			24.504	35.191	202.8	11	1:57.939	22.579	35.798	24.656	34.906	206.3
7	1:57.450			24.729	34.759	200.2	12	1:56.892	21.713	35.555	24.644	34.980	209.9
8	2:13.792 B	22.816	38.227	25.529	47.220	200.6	13	1:57.549	21.996	35.620	24.910	35.023	205.9
9	4:46.858	3:07.567	38.690	25.169	35.432	147.5	14	1:57.327	21.932	35.531	24.910	34.954	205.5
10	1:56.551			24.543	34.837	212.8	15	1:57.678	21.980	35.633	24.902	35.163	203.2
11	1:55.775			24.320	34.213	209.9	8	JONA EISENKOLB					GER
12	1:56.324			24.628	34.512	205.5		F. KOCH RENNSPORT					HONDA
13	1:55.925			24.412	34.428	211.1	1	2:57.751	1:20.781	36.448	25.250	35.272	102.2
14	1:58.289			24.971	35.447	203.6	2	1:58.619	22.653	35.906	25.008	35.052	193.8
88	MOHAMMED ABDALAZIZ BINLADII					SAU	3	1:59.155	23.004	36.096	24.909	35.146	191.1
	LIQUI MOLY HUSQVARNA INTACT GI					HONDA	4	1:57.214	22.332	35.419	24.795	34.668	198.8
1	2:51.618	1:15.051	36.804	24.844	34.919	44.9	5	1:57.008	22.212	35.556	24.738	34.502	201.3
2	1:57.680	22.238	35.816	24.602	35.024	205.5	6	1:57.075	22.078	35.589	24.662	34.746	202.5
3	2:04.668	21.947	35.715	26.244	40.762	206.7	7	1:58.213	22.264	36.200	24.954	34.795	200.2
4	1:57.170	22.069	35.586	24.803	34.712	210.3	8	2:13.652 B	22.262	37.793	25.005	48.592	199.5
5	1:56.582	21.812	35.493	24.579	34.698	208.7	9	14:56.193	...	38.357	25.532	36.181	144.4
6	1:56.389	21.828	35.369	24.482	34.710	207.1	10	1:57.745	22.084	35.703	24.884	35.074	207.9
7	1:56.444	21.709	35.481	24.635	34.619	211.9	11	1:57.326	22.125	35.444	24.726	35.031	206.3
8	2:17.296 B	25.489	38.798	25.031	47.978	207.1	12	1:57.607	22.374	35.759	24.743	34.731	200.2
9	11:40.326	9:59.916	40.987	24.679	34.744	145.0	13	2:11.714 B	22.407	35.592	25.111	48.604	199.1
10	1:56.318	21.886	35.455	24.545	34.432	205.5	34	BRITANNI BELLADONA VACCARINC					USA
11	1:56.447	21.655	35.770	24.485	34.537	208.7		FRANCO RACING VHC TEAM					HONDA
12	1:55.961	21.753	35.246	24.503	34.459	207.1	1	2:08.888	31.494	36.786	25.195	35.413	137.6
13	1:56.406	21.901	35.402	24.533	34.570	204.7	2	1:58.570	22.643	36.090	24.921	34.916	197.7
14	1:56.692	21.859	35.468	24.683	34.682	205.1	3	1:58.228	22.351	35.902	24.888	35.087	199.5
15	1:56.200	21.941	35.233	24.388	34.638	202.5	4	1:58.141			24.925	35.017	200.6
55	HARRISON DESSOY					GBR	5	1:58.491			24.954	35.038	197.3
	VISIONTRACK RACING TEAM					HONDA	6	2:10.434 B			24.801	47.130	198.0
							7	9:27.162			25.176	35.237	134.6



European Talent Cup
FIM JuniorGP - BARCELONA
Free Practice 2 - Group A

Sector Analysis

— Invalidated Lap ■ Personal Best ■ Session Best B Crossing the pit lane

Lap	Time	Sector 1	Sector 2	Sector 3	Sector 4	T.Sp'd	Lap	Time	Sector 1	Sector 2	Sector 3	Sector 4	T.Sp'd
8	1:58.905			24.949	35.003	196.6							
9	1:58.541			24.793	34.800	196.6							
10	2:11.190 B			25.008	47.473	198.0							
11	5:56.264			25.147	36.196	136.1							
12	1:58.744			24.858	35.247	197.7							
13	1:57.515			24.678	34.653	203.2							
14	1:57.825			24.591	34.644	201.7							
15	1:58.232			24.914	35.269	209.1							

32 PANDU PADMOGANI		INA											
SF RACING		HONDA											
1	4:03.037	2:13.267	41.218	29.220	39.332	109.6							
2	2:10.343	24.652	39.301	28.017	38.373	189.4							
3	2:10.896	24.628	39.551	27.664	39.053	191.7							
4	2:11.442	24.881	39.417	27.892	39.252	189.4							
5	2:21.312 B	24.788	39.772	27.765	48.987	189.1							
6	19:50.712	...	39.691	27.568	38.697	107.3							
7	2:09.432	24.365	39.267	27.365	38.435	192.1							
8	2:19.045 B	24.742	39.635	27.910	46.758	189.1							