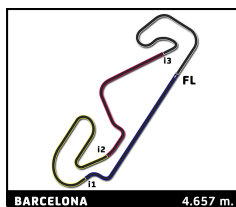


**European Talent Cup**  
**FIM JuniorGP - BARCELONA**  
**Free Practice 2 - Group B**

**Sector Analysis**

— Invalidated Lap    ■ Personal Best    ■ Session Best    B Crossing the pit lane

Lap	Time	Sector 1	Sector 2	Sector 3	Sector 4	T.Spd	Lap	Time	Sector 1	Sector 2	Sector 3	Sector 4	T.Spd
<b>1</b>	<b>GUIDO PINI</b>					ITA	7	11:16.522	9:41.232	35.707	24.352	35.231	146.3
	AC RACING TEAM					HONDA	8	1:53.250	21.194	34.624	23.922	33.510	215.7
1	4:54.772	3:16.791	37.301	25.522	35.158	147.1	9	1:53.299	21.449	34.480	23.892	<b>33.478</b>	205.5
2	1:54.289	21.646	34.805	23.973	33.865	209.9	10	1:58.956	21.982	35.095	24.380	37.499	205.5
3	1:56.832	22.309	36.118	24.054	34.351	211.9	11	1:53.171	<b>20.949</b>	34.512	23.765	33.945	215.3
4	1:53.209	21.239	34.611	23.800	<b>33.559</b>	214.0	12	<b>1:52.810</b>	21.294	<b>34.298</b>	<b>23.735</b>	33.483	207.5
5	2:08.274 B	21.133	34.483	23.783	48.875	217.4	13	1:58.251	23.518	36.039	24.357	34.337	204.7
6	11:36.699	...	35.341	23.964	33.860	155.5							
7	2:11.704 B	21.677	34.582	23.749	51.696	204.4							
8	12:54.995			24.033	33.764	153.8							
9	<b>1:52.443</b>	<b>20.979</b>	<b>34.103</b>	<b>23.562</b>	33.799	215.3							
<b>22</b>	<b>JESÚS TORRES</b>					SPA							
	CUNA DE CAMPEONES					HONDA	1	3:01.132	1:26.080	36.161	24.414	34.477	154.0
1	3:01.132	1:26.080	36.161	24.414	34.477	154.0	2	1:54.561	21.683	34.742	24.089	34.047	206.7
2	1:54.561	21.683	34.742	24.089	34.047	206.7	3	1:53.654	21.450	34.611	23.909	33.684	209.9
3	1:53.654	21.450	34.611	23.909	33.684	209.9	4	1:53.886	<b>21.149</b>	34.716	24.112	33.909	214.0
4	1:53.886	<b>21.149</b>	34.716	24.112	33.909	214.0	5	1:57.148	21.626	37.566	24.026	33.930	207.5
5	1:57.148	21.626	37.566	24.026	33.930	207.5	6	1:53.877	21.453	34.586	23.958	33.880	208.7
6	1:53.877	21.453	34.586	23.958	33.880	208.7	7	2:13.545 B	22.010	37.507	25.014	49.014	205.9
7	2:13.545 B	22.010	37.507	25.014	49.014	205.9	8	11:34.189	9:59.859	36.332	24.201	33.797	154.2
8	11:34.189	9:59.859	36.332	24.201	33.797	154.2	9	2:00.927	21.657	38.110	24.886	36.274	208.7
9	2:00.927	21.657	38.110	24.886	36.274	208.7	10	1:53.847	21.667	34.494	23.978	33.708	204.4
10	1:53.847	21.667	34.494	23.978	33.708	204.4	11	2:26.487 B	21.481	44.100	27.605	53.301	207.9
11	2:26.487 B	21.481	44.100	27.605	53.301	207.9	12	2:17.264	44.190	35.116	24.078	33.880	153.1
12	2:17.264	44.190	35.116	24.078	33.880	153.1	13	1:53.565	21.438	34.458	23.896	33.773	206.3
13	1:53.565	21.438	34.458	23.896	33.773	206.3	14	1:53.076	21.401	34.309	23.819	<b>33.547</b>	205.5
14	1:53.076	21.401	34.309	23.819	<b>33.547</b>	205.5	15	<b>1:52.977</b>	21.297	<b>34.305</b>	<b>23.788</b>	33.587	207.9
15	<b>1:52.977</b>	21.297	<b>34.305</b>	<b>23.788</b>	33.587	207.9							
<b>43</b>	<b>AMANUEL BRINTON</b>					GBR							
	TEAM ESTRELLA GALICIA 0,0					HONDA	1	3:53.996	2:14.576	38.414	25.022	35.984	124.5
1	3:53.996	2:14.576	38.414	25.022	35.984	124.5	2	1:54.272	21.947	34.595	23.795	33.935	207.5
2	1:54.272	21.947	34.595	23.795	33.935	207.5	3	1:54.191	21.695	34.945	<b>23.730</b>	33.821	214.4
3	1:54.191	21.695	34.945	<b>23.730</b>	33.821	214.4	4	1:57.690	21.472	35.828	24.281	36.109	213.6
4	1:57.690	21.472	35.828	24.281	36.109	213.6	5	1:55.205	21.586	34.779	23.914	34.926	219.2
5	1:55.205	21.586	34.779	23.914	34.926	219.2	6	2:01.532	21.770	36.664	24.618	38.480	217.4
6	2:01.532	21.770	36.664	24.618	38.480	217.4	7	2:04.165 B	21.753	35.194	23.951	43.267	208.3
7	2:04.165 B	21.753	35.194	23.951	43.267	208.3	8	14:13.492	...	35.081	23.918	38.638	155.3
8	14:13.492	...	35.081	23.918	38.638	155.3	9	1:54.315	22.158	34.511	23.885	33.761	202.1
9	1:54.315	22.158	34.511	23.885	33.761	202.1	10	<b>1:53.233</b>	21.526	<b>34.468</b>	23.742	<b>33.497</b>	207.5
10	<b>1:53.233</b>	21.526	<b>34.468</b>	23.742	<b>33.497</b>	207.5	11	1:56.846	<b>21.346</b>	34.920	24.324	36.256	211.9
11	1:56.846	<b>21.346</b>	34.920	24.324	36.256	211.9	12	1:55.455	21.765	34.990	24.121	34.579	214.4
12	1:55.455	21.765	34.990	24.121	34.579	214.4	13	1:53.836	21.423	34.600	24.092	33.721	210.3
13	1:53.836	21.423	34.600	24.092	33.721	210.3	14	1:55.046	21.515	35.086	23.891	34.554	208.7
14	1:55.046	21.515	35.086	23.891	34.554	208.7							
<b>67</b>	<b>CASEY O'GORMAN</b>					IRL							
	SUPERHUGO44 TEAM					HONDA	1	2:57.395	1:22.379	36.314	24.346	34.356	149.8
1	2:57.395	1:22.379	36.314	24.346	34.356	149.8	2	1:54.552	21.938	34.694	23.904	34.016	202.5
2	1:54.552	21.938	34.694	23.904	34.016	202.5	3	1:57.978	22.170	35.635	24.459	35.714	202.8
3	1:57.978	22.170	35.635	24.459	35.714	202.8	4	1:53.690	21.495	34.415	23.924	33.856	211.5
4	1:53.690	21.495	34.415	23.924	33.856	211.5	5	1:57.362	21.791	37.364	24.014	34.193	211.1
5	1:57.362	21.791	37.364	24.014	34.193	211.1	6	1:53.249	21.396	34.480	<b>23.699</b>	33.674	209.1
6	1:53.249	21.396	34.480	<b>23.699</b>	33.674	209.1	7	2:09.641 B	22.248	37.209	24.680	45.504	206.7
7	2:09.641 B	22.248	37.209	24.680	45.504	206.7	8	13:49.081 B	...	36.414	24.438	46.538	151.6
8	13:49.081 B	...	36.414	24.438	46.538	151.6	9	3:17.219	1:43.760	35.805	24.015	33.639	74.3
9	3:17.219	1:43.760	35.805	24.015	33.639	74.3	10	<b>1:53.236</b>	21.142	34.497	24.000	<b>33.597</b>	213.6
10	<b>1:53.236</b>	21.142	34.497	24.000	<b>33.597</b>	213.6	11	1:57.255	21.612	<b>34.335</b>	23.773	37.535	207.5
11	1:57.255	21.612	<b>34.335</b>	23.773	37.535	207.5	12	1:53.459	21.376	34.436	23.735	33.912	214.0
12	1:53.459	21.376	34.436	23.735	33.912	214.0							
<b>51</b>	<b>BRIAN URIARTE</b>					SPA							
	TEAM ESTRELLA GALICIA 0,0					HONDA	1	3:44.883	2:10.774	35.687	24.357	34.065	147.7
1	3:44.883	2:10.774	35.687	24.357	34.065	147.7	2	1:54.022	21.607	34.530	24.164	33.721	204.7
2	1:54.022	21.607	34.530	24.164	33.721	204.7	3	1:53.506	21.507	34.484	23.948	33.567	204.0
3	1:53.506	21.507	34.484	23.948	33.567	204.0	4	2:11.901 B	23.699	35.935	24.680	47.587	205.5
4	2:11.901 B	23.699	35.935	24.680	47.587	205.5	5	6:46.571	5:10.698	36.649	24.755	34.469	126.4
5	6:46.571	5:10.698	36.649	24.755	34.469	126.4	6	2:07.874 B	21.910	34.796	24.212	46.956	202.1
6	2:07.874 B	21.910	34.796	24.212	46.956	202.1							



## European Talent Cup

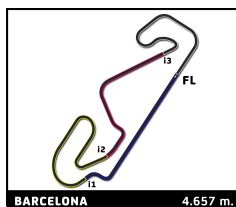
### FIM JuniorGP - BARCELONA

#### Free Practice 2 - Group B

### Sector Analysis

— Invalidated Lap   ■ Personal Best   ■ Session Best   B Crossing the pit lane

Lap	Time	Sector 1	Sector 2	Sector 3	Sector 4	T.Sp	Lap	Time	Sector 1	Sector 2	Sector 3	Sector 4	T.Sp
13	1:54.773	21.514	34.704	24.280	34.275	209.5	12	3:06.812	1:26.108	40.092	25.430	35.182	146.1
14	1:53.468	<b>21.104</b>	34.713	23.899	33.752	221.0	13	<b>1:53.820</b>	<b>21.187</b>	<b>34.707</b>	23.948	33.978	212.3
<b>31</b>	<b>GIULIO PUGLIESE</b>					ITA	14	1:55.259	21.984	35.049	24.029	34.197	207.9
	AC RACING TEAM					HONDA	<b>6</b>	<b>BENJAMIN CAILLET</b>					FRA
1	4:52.252	3:15.221	37.612	25.158	34.261	107.2		VILTA&IUML					HONDA
2	1:57.025	21.943	35.428	24.331	35.323	204.0	1	2:14.600	38.687	35.814	25.465	34.634	141.0
3	1:54.371	21.414	34.806	24.001	34.150	209.9	2	1:55.668	22.269	34.988	24.239	34.172	201.3
4	1:54.888	21.413	34.978	24.149	34.348	211.1	3	1:54.774	21.940	34.657	24.265	33.912	202.1
5	1:56.204	21.461	34.965	23.937	35.841	210.3	4	1:54.332	21.734	34.599	24.156	33.843	201.7
6	2:12.758B	21.875	38.020	24.321	48.542	217.0	5	<b>1:53.828</b>	<b>21.596</b>	34.585	23.993	33.654	205.5
7	9:39.148	8:04.749	35.604	24.596	34.199	157.1	6	1:54.074	21.614	34.700	24.138	<b>33.622</b>	205.9
8	1:55.154	21.660	35.028	24.232	34.234	209.9	7	1:53.899	21.673	<b>34.489</b>	24.059	33.678	204.0
9	2:01.699	21.911	37.871	25.162	36.755	209.9	8	2:06.474B	21.629	34.492	24.737	45.616	205.1
10	1:54.438	21.494	34.777	23.917	34.250	213.2	9	10:33.575	9:00.140	35.176	24.312	33.947	115.8
11	2:12.994	21.655	40.743	27.884	42.712	215.3	10	1:55.449	21.900	34.857	<b>23.962</b>	34.730	202.5
12	1:54.749	21.598	34.971	24.020	34.160	210.3	11	1:54.497	21.944	34.626	24.060	33.867	202.1
13	1:54.270	21.520	34.751	23.981	34.018	211.5	12	1:54.118	21.694	34.535	24.210	33.679	202.1
14	<b>1:53.368</b>	<b>21.261</b>	<b>34.459</b>	<b>23.708</b>	<b>33.940</b>	217.9	13	1:54.630	21.718	34.588	24.011	34.313	203.2
15	1:54.011	21.400	34.562	23.978	34.071	208.7	14	1:56.479	21.879	34.672	24.866	35.062	202.1
<b>24</b>	<b>GUILLEM PLANQUES</b>					FRA	15	1:57.574	21.621	35.116	26.120	34.717	204.4
	FIRST BIKE ACADEMY					HONDA	16	2:07.158B	21.972	34.585	24.522	46.079	199.5
1	3:45.534	2:11.036	35.665	24.303	34.530	152.7	<b>69</b>	<b>FERNANDO BUJOSA</b>					SPA
2	<b>1:53.410</b>	21.505	<b>34.387</b>	23.946	<b>33.572</b>	207.5		FRANCO RACING VHC TEAM					HONDA
3	1:53.886	21.618	34.528	23.947	33.793	202.1	1	3:54.196			25.250	35.800	139.4
4	1:53.809	21.340	34.554	24.046	33.869	209.9	2	1:54.074			24.016	33.975	209.9
5	2:07.205B	21.467	34.548	24.116	47.074	205.1	3	1:55.972			24.484	34.320	214.0
6	20:17.821	...	35.762	24.173	33.857	65.0	4	2:00.908	21.594	36.546	24.186	38.582	214.0
7	1:53.889	21.498	34.580	24.039	33.772	207.9	5	1:54.922	<b>21.507</b>	<b>35.062</b>	24.165	34.188	207.5
8	1:53.523	21.421	34.470	<b>23.801</b>	33.831	207.1	6	2:10.358B			25.608	47.089	208.3
9	1:53.627	<b>21.188</b>	34.487	24.209	33.743	212.3	7	14:43.069B	...	36.116	24.633	47.068	150.0
10	1:54.315	21.687	34.823	24.232	33.573	201.0	8	3:16.213	1:26.848	51.053	24.344	33.968	160.8
11	1:58.315	22.145	36.566	24.276	35.328	207.1	9	1:53.912			23.997	<b>33.735</b>	208.7
<b>13</b>	<b>HAKIM DANISH</b>					MAL	10	<b>1:53.899</b>			23.867	34.215	210.3
	MONLAU MOTUL					HONDA	11	1:57.055	22.341	36.746	<b>23.839</b>	34.129	199.9
1	3:53.863	2:16.011	37.415	24.879	35.558	134.4	12	1:54.685			23.890	34.589	206.7
2	<b>1:53.754</b>	21.735	<b>34.521</b>	24.035	<b>33.463</b>	207.1	13	1:54.004			23.961	33.894	211.5
3	1:54.365	21.818	34.646	24.155	33.746	208.7	<b>70</b>	<b>KRISTIAN DANIEL</b>					USA
4	2:03.076	23.917	37.600	24.649	36.910	204.7		MRE TALENT					HONDA
5	1:55.650	22.027	35.019	24.045	34.559	202.8	1	2:27.498			25.394	35.622	135.4
6	2:06.805B	<b>21.422</b>	34.576	<b>23.827</b>	46.980	212.3	2	1:56.682			24.442	34.712	201.7
<b>17</b>	<b>PEDRO ALOMAR</b>					SPA	3	1:55.462			24.603	34.226	206.7
	IGAXTEAM					HONDA	4	2:06.162B			24.375	45.163	205.5
1	3:50.775	2:12.920	38.567	24.823	34.465	146.5	5	3:09.510	1:31.054	39.297	24.211	34.948	162.3
2	1:55.172	21.661	34.784	24.269	34.458	208.7	6	2:13.241B			24.968	50.301	210.3
3	1:58.532	23.555	36.396	24.618	<b>33.963</b>	200.6	7	4:49.990B	3:03.250	36.407	24.045	46.288	144.2
4	1:53.978	21.238	34.736	<b>23.910</b>	34.094	216.1	8	5:47.951	4:13.927	<b>35.456</b>	24.434	34.134	158.0
5	1:56.954	22.099	36.487	24.294	34.074	208.3	9	1:56.069	<b>22.028</b>	35.673	24.136	34.232	206.7
6	2:01.691	21.496	36.599	25.082	38.514	213.6	10	1:54.155			23.832	34.045	214.4
7	2:08.376B	21.649	35.258	23.955	47.514	211.9	11	2:00.759	22.057	39.634	24.829	34.239	204.0
8	12:32.322	...	40.158	26.543	36.406	136.1	12	1:59.292			25.039	33.949	214.0
9	1:59.989	21.856	35.639	25.409	37.085	209.1	13	<b>1:54.085</b>			23.900	33.973	206.7
10	1:59.971	21.601	37.212	26.691	34.467	213.2	14	2:03.927	26.721	37.736	24.244	35.226	206.3
11	2:09.775B	21.444	35.857	24.519	47.955	206.3	15	1:54.107			<b>23.825</b>	<b>33.880</b>	208.7



## European Talent Cup

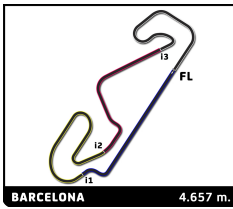
### FIM JuniorGP - BARCELONA

#### Free Practice 2 - Group B

### Sector Analysis

— Invalidated Lap   ■ Personal Best   ■ Session Best   B Crossing the pit lane

Lap	Time	Sector 1	Sector 2	Sector 3	Sector 4	T.Spd	Lap	Time	Sector 1	Sector 2	Sector 3	Sector 4	T.Spd
<b>18</b> EDOARDO BERTOLA ITA AC RACING TEAM HONDA							4	2:02.157	21.523	34.855	24.227	41.552	210.3
1	4:51.964	3:13.012	39.189	25.070	34.693	122.8	5	26:35.474	...	39.639	26.638	36.044	119.9
2	1:56.122	22.030	35.375	24.464	34.253	205.5	6	1:54.632	21.541	34.877	24.336	<b>33.878</b>	208.7
3	1:55.696	22.365	35.257	24.173	33.901	206.7	7	1:54.932	21.547	34.791	24.353	34.241	205.9
4	1:54.991	21.491	35.056	24.128	34.316	209.9	<b>37</b> MARIANOS NIKOLIS AUS ILUSION RACING HONDA						
5	1:54.503	21.369	35.069	<b>23.760</b>	34.305	213.6	1	3:52.223	2:12.518	39.952	24.861	34.892	147.9
6	2:14.199 B	22.361	38.353	24.642	48.843	205.9	2	1:55.338	21.683	35.186	24.235	34.234	208.7
7	9:37.166	8:03.596	35.518	24.309	<b>33.743</b>	157.1	3	1:56.414	22.166	35.555	24.350	34.343	208.3
8	1:54.753	21.569	35.025	24.156	34.003	207.9	4	1:55.561	21.506	35.288	24.218	34.549	212.3
9	2:03.560			24.981	38.142	197.7	5	1:55.063	21.846	34.939	<b>24.025</b>	34.253	207.1
10	1:55.515			24.005	35.006	205.9	6	2:12.681 B	24.266	36.330	24.456	47.629	205.9
11	1:59.944			25.618	34.578	218.3	7	16:07.482	...	35.505	24.793	35.489	120.0
12	2:09.963 B			25.123	48.139	211.1	8	1:55.322	22.104	35.084	24.030	34.104	204.0
13	3:06.084	1:24.591	40.572	25.603	35.318	151.6	9	<b>1:54.555</b>	21.498	<b>34.754</b>	24.105	34.198	210.7
14	1:54.921			23.953	34.465	216.6	10	1:55.609	21.740	35.262	24.100	34.507	207.1
15	<b>1:54.188</b>	<b>21.183</b>	<b>34.766</b>	24.056	34.183	214.9	11	1:55.530	21.893	34.846	24.295	34.496	207.9
<b>33</b> ENZO BELLON FRA BS RACING HONDA							12	1:54.835	<b>21.386</b>	34.898	24.178	34.373	217.0
1	3:46.443	2:11.287	36.695	24.086	34.375	61.4	13	1:54.619	21.496	34.933	24.127	<b>34.063</b>	209.9
2	<b>1:54.256</b>	<b>20.903</b>	35.037	24.192	34.124	212.3	<b>53</b> KIYANO VEIJER NED ERNST DUBBINK EVENO RACING HONDA						
3	1:54.717	21.480	34.896	24.103	34.238	207.9	1	3:51.560	2:12.378	39.564	24.588	35.030	132.7
4	1:57.440	22.663	35.316	24.376	35.085	211.9	2	1:55.459	21.766	35.148	24.232	34.313	210.3
5	2:07.531	24.947	39.681	24.830	38.073	207.5	3	1:57.360	22.179	36.458	24.588	<b>34.135</b>	206.3
6	2:09.507 B	21.644	35.823	24.449	47.591	216.6	4	1:55.239	21.872	<b>35.003</b>	24.198	34.166	216.1
7	10:36.878	9:03.289	35.270	24.293	<b>34.026</b>	159.4	5	1:55.996	22.038	35.175	24.490	34.293	207.1
8	1:55.167	21.189	35.311	24.248	34.419	211.5	6	1:55.825	21.687	35.581	24.241	34.316	211.5
9	1:55.044	21.428	34.794	24.027	34.795	211.9	7	2:14.826 B	23.428	39.230	24.550	47.618	207.1
10	1:55.458	21.312	35.011	24.692	34.443	207.5	8	10:36.788	9:02.001	36.105	24.395	34.287	114.9
11	1:54.888	21.473	35.212	24.063	34.140	209.5	9	<b>1:54.849</b>	<b>21.408</b>	35.047	24.137	34.257	212.3
12	2:05.724 B	21.977	36.204	24.610	42.933	207.5	10	1:59.735	22.075	35.622	25.299	36.739	209.1
13	4:32.696	2:59.612	34.883	24.098	34.103	115.4	11	2:01.169	22.143	37.703	26.663	34.660	208.7
14	1:54.311	21.439	<b>34.739</b>	<b>24.023</b>	34.110	210.7	12	1:55.278	21.580	35.075	<b>24.114</b>	34.509	208.7
<b>90</b> LUCA AGOSTINELLI VIE IGAXTEAM HONDA							13	2:06.506	25.713	38.410	26.890	35.493	204.0
1	3:54.290	2:12.688	38.100	25.376	38.126	141.7	14	1:55.343	21.667	35.259	24.255	34.162	210.3
2	1:54.698	21.773	34.903	24.072	<b>33.950</b>	212.3	15	1:55.983	21.671	35.233	24.524	34.555	209.9
3	1:55.132	<b>21.084</b>	35.288	24.375	34.385	218.3	<b>41</b> YVONNE CERPA SPA TEAM HONDA LAGLISSE HONDA						
4	<b>1:54.273</b>	21.131	34.844	23.873	34.425	215.7	1	2:38.876		24.733	34.914	101.9	
5	2:01.454	21.896	36.324	24.024	39.210	208.7	2	1:56.418		24.386	34.496	200.6	
6	2:08.582 B	21.722	35.328	<b>23.843</b>	47.689	207.9	3	1:56.257		24.475	34.405	204.0	
7	14:35.185	...	41.575	25.342	41.755	134.7	4	1:56.250		24.526	34.530	202.8	
8	1:54.651	21.553	<b>34.808</b>	24.033	34.257	213.2	5	2:15.109 B	<b>23.138</b>	<b>37.802</b>	24.863	49.306	204.4
9	2:24.261 B	21.382	39.953	28.337	54.589	217.9	6	5:48.430		24.625	34.583	130.8	
10	2:56.799	1:18.162	36.208	25.208	37.221	143.1	7	2:10.118 B		24.255	48.885	203.2	
11	1:54.752	21.330	34.873	24.068	34.481	216.1	8	11:37.084		24.308	34.306	147.9	
12	1:54.754	21.654	34.834	24.010	34.256	207.1	9	2:03.678		26.826	37.588	213.6	
13	1:54.496	21.096	35.179	24.003	34.218	221.4	10	1:55.486		24.276	34.238	203.6	
<b>14</b> EDU GUTIÉRREZ SPA ARTBOX HONDA							11	1:55.249		24.333	34.185	206.3	
1	3:54.473	2:15.278	38.068	25.623	35.504	138.7	12	<b>1:55.076</b>		<b>24.075</b>	<b>34.112</b>	201.3	
2	1:54.394	21.730	<b>34.635</b>	24.058	33.971	211.5	13	1:55.428		24.281	34.149	199.5	
3	<b>1:54.323</b>	<b>21.264</b>	35.013	<b>23.961</b>	34.085	213.2	<b>9</b> ELLIOT KASSIGIAN FRA MECAPROJETS TEAM ADO HONDA						



**European Talent Cup**  
**FIM JuniorGP - BARCELONA**  
**Free Practice 2 - Group B**

**Sector Analysis**

— Invalidated Lap   ■ Personal Best   ■ Session Best   B Crossing the pit lane

Lap	Time	Sector 1	Sector 2	Sector 3	Sector 4	T.Spd	Lap	Time	Sector 1	Sector 2	Sector 3	Sector 4	T.Spd
1	2:44.681			25.289	35.769	111.2	3	1:57.884	22.312	35.955	25.350	34.267	200.6
2	1:58.935			24.763	35.363	197.3	4	2:00.430	22.175	37.105	24.655	36.495	210.3
3	1:58.349			24.849	35.186	199.1	5	1:56.666	22.426	35.440	24.531	34.269	206.3
4	1:57.791			24.693	34.964	199.5	6	2:10.177 B	21.572	35.788	25.244	47.573	207.9
5	2:02.821			26.107	39.053	201.7	7	14:24.668	...	38.772	25.612	35.586	139.2
6	1:56.876	21.967	35.452	24.577	34.880	202.8	8	1:59.508	22.364	36.046	25.383	35.715	201.3
7	1:57.247			24.678	34.944	202.1	9	2:11.776 B	22.495	36.174	24.919	48.188	197.3
8	1:57.340			24.648	34.728	199.9	10	5:07.209	3:29.983	36.736	24.980	35.510	133.4
9	2:13.312 B			25.599	50.167	198.8	11	1:56.355	22.062	35.374	24.542	34.377	203.2
10	7:46.265	6:08.281	38.076	24.892	35.016	140.1	12	1:58.396	21.996	35.799	24.869	35.732	203.2
11	1:57.488	22.339	35.811	24.615	34.723	198.8							
12	1:57.229	22.304	35.541	24.772	34.612	198.0							
13	1:57.163	21.898	35.324	24.675	35.266	204.4							
14	1:57.054			24.551	34.964	201.7							
15	1:56.773			24.501	34.617	201.3							
16	1:55.749	22.066	35.121	24.298	34.264	201.3							
17	1:55.977	21.728	35.251	24.252	34.746	201.0							

**30** **MATTHIAS ROSTAGNI** FRA  
MECASPORT TRS HONDA

1	3:48.673	2:13.086	36.439	24.493	34.655	129.7
2	1:57.247	21.991	35.840	24.646	34.770	207.5
3	1:57.211	22.601	35.485	24.632	34.493	200.6
4	2:02.054	21.828	37.820	24.604	37.802	210.7
5	1:56.582	22.403	35.232	24.495	34.452	204.7
6	1:57.205	21.873	35.833	24.829	34.670	204.7
7	2:17.648 B	24.576	38.281	25.106	49.685	203.2
8	10:37.104	8:59.205	37.252	25.724	34.923	148.3
9	1:57.691	22.150	36.343	24.731	34.467	202.5
10	1:56.701	21.816	35.533	24.651	34.701	204.7
11	2:02.894	25.502	37.245	24.890	35.257	202.8
12	1:56.199	21.839	35.430	24.406	34.524	209.1
13	2:12.964 B	21.947	36.122	24.710	50.185	204.4
14	2:36.959	56.514	39.482	24.682	36.281	111.6
15	2:15.627 B	22.059	35.774	25.646	52.148	202.5

**82** **KYLE PAYNE** GBR  
ILUSION RACING HONDA

1	3:54.313	2:13.948	38.439	25.614	36.312	136.1
2	1:59.317	22.406	35.917	25.399	35.595	209.1
3	2:11.120 B	22.567	36.127	24.971	47.455	201.0
4	3:31.776	1:48.382	43.454	24.754	35.186	119.9
5	2:00.099	21.797	35.670	24.791	37.841	209.1
6	1:57.371	22.379	35.442	24.476	35.074	201.7
7	2:09.000 B	22.436	35.797	24.823	45.944	201.7
8	12:12.011	...	36.162	24.696	35.423	144.8
9	1:56.629	22.225	35.389	24.352	34.663	202.8
10	1:56.585	21.897	35.324	24.464	34.900	205.5
11	1:57.073	22.122	35.473	24.543	34.935	205.1
12	1:56.316	21.775	35.435	24.427	34.679	205.5
13	1:58.846	21.983	36.766	24.953	35.144	204.4
14	2:02.375	23.558	36.727	25.172	36.918	202.8

**2** **LORIS SCHÖNROCK** GER  
F. KOCH RENNSPORT HONDA

1	3:48.494	2:11.877	36.714	24.858	35.045	138.1
2	1:58.456	22.357	36.248	25.295	34.556	199.5

**23** **SPYROS FOURTHIOTIS** GRE  
FIFTY MOTORSPORT HONDA

1	2:28.317	49.614	37.149	25.711	35.843	119.3
2	1:58.809	22.521	36.023	24.879	35.386	197.3
3	1:58.183	22.360	35.931	24.871	35.021	197.0
4	1:58.059	22.416	35.821	24.884	34.938	195.2
5	1:57.760	22.285	35.803	24.764	34.908	197.0
6	2:12.523 B	22.836	36.664	25.797	47.226	193.8
7	2:46.821	1:08.125	36.940	25.309	36.447	130.8
8	2:14.628 B	22.973	36.240	25.458	49.957	192.8
9	10:42.086	9:01.056	39.134	25.887	36.009	130.8
10	1:59.541	22.792	36.072	25.176	35.501	199.9
11	2:02.339	22.404	38.287	25.700	35.948	204.4
12	1:57.448	21.937	35.542	24.662	35.307	205.9
13	2:00.046	22.748	36.982	24.909	35.407	197.7
14	1:58.295	22.291	36.021	24.817	35.166	200.6
15	1:57.894	22.612	35.734	24.700	34.848	195.2