

European Talent Cup

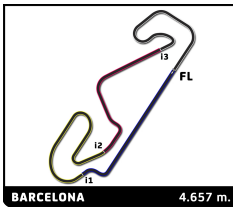
FIM JuniorGP - BARCELONA

Qualifying 1 - Group A

Sector Analysis

— Invalidated Lap ■ Personal Best ■ Session Best B Crossing the pit lane

Lap	Time	Sector 1	Sector 2	Sector 3	Sector 4	T.Sp	Lap	Time	Sector 1	Sector 2	Sector 3	Sector 4	T.Sp	
28	MÁXIMO QUILES						SPA	5	1:52.502	20.898	34.420	23.738	33.446	215.3
	ASPAR JUNIOR TEAM						HONDA	6	1:58.988	20.869	37.321	25.224	35.574	216.1
1	6:52.624	5:18.976	35.823	24.226	33.599	138.5	7	2:06.169 B	20.987	34.486	24.646	46.050	216.1	
2	1:52.104	21.031	34.100	23.767	33.206	214.0	8	12:06.123	...	41.765	24.621	40.274	141.9	
3	1:51.658	20.988	34.092	23.611	32.967	214.4	9	1:52.225	21.012	34.334	23.528	33.351	224.6	
4	1:51.435	20.940	34.050	23.536	32.909	215.7	10	1:51.413	20.952	34.038	23.455	32.968	217.0	
5	2:05.155 B	20.795	34.130	23.539	46.691	216.1	11	1:55.791	20.983	36.790	24.682	33.336	229.4	
6	12:31.982	...	37.818	24.510	41.901	106.6	12	1:51.988	20.669	34.086	23.722	33.511	223.2	
7	1:51.613	20.816	34.297	23.683	32.817	221.4	13	1:51.025	20.653	34.124	23.289	32.959	222.3	
8	2:04.314	21.332	35.466	24.103	43.413	215.3								
9	1:50.877	20.759	33.901	23.591	32.626	219.2								
10	1:50.905	20.592	33.705	23.453	33.155	220.5								
11	1:58.428	22.029	39.349	23.756	33.294	214.9								
12	1:50.330	20.571	33.711	23.251	32.797	220.1								
13	1:52.147	20.486	35.023	23.350	33.288	214.9								
47	DODÓ BOGGIO						ITA	1	7:18.212	5:42.415	37.332	24.261	34.204	104.7
	ASPAR JUNIOR TEAM						HONDA	2	1:53.487	21.221	34.680	23.840	33.746	213.6
1	7:18.212	5:42.415	37.332	24.261	34.204	104.7	3	1:52.643	20.907	34.644	23.642	33.450	216.1	
2	1:53.487	21.221	34.680	23.840	33.746	213.6	4	1:52.501	20.774	34.498	23.732	33.497	221.9	
3	1:52.643	20.907	34.644	23.642	33.450	216.1	5	2:08.340 B	21.269	35.240	23.910	47.921	215.3	
4	1:52.501	20.774	34.498	23.732	33.497	221.9	6	12:01.024	...	43.168	24.604	42.987	64.8	
5	2:08.340 B	21.269	35.240	23.910	47.921	215.3	7	1:53.379	20.955	34.958	23.880	33.586	219.2	
6	12:01.024	...	43.168	24.604	42.987	64.8	8	2:01.658	20.884	34.510	23.663	42.601	215.3	
7	1:53.379	20.955	34.958	23.880	33.586	219.2	9	1:51.769	20.686	34.310	23.773	33.000	220.5	
8	2:01.658	20.884	34.510	23.663	42.601	215.3	10	1:52.345	20.998	34.491	23.606	33.250	215.3	
9	1:51.769	20.686	34.310	23.773	33.000	220.5	11	1:56.516	20.933	36.111	25.968	33.504	221.0	
10	1:52.345	20.998	34.491	23.606	33.250	215.3	12	1:51.170	20.556	34.057	23.489	33.068	220.5	
11	1:56.516	20.933	36.111	25.968	33.504	221.0	13	1:51.380	20.580	34.132	23.559	33.109	221.0	
12	1:51.170	20.556	34.057	23.489	33.068	220.5								
13	1:51.380	20.580	34.132	23.559	33.109	221.0								
21	RUCHÉ MOODLEY						RSA	1	7:04.781	5:30.236	35.831	24.693	34.021	152.3
	FINETWORK MIR JUNIOR TEAM						HONDA	2	1:52.735	21.024	34.426	23.856	33.429	215.7
1	7:04.781	5:30.236	35.831	24.693	34.021	152.3	3	1:52.096	20.981	34.230	23.639	33.246	216.1	
2	1:52.735	21.024	34.426	23.856	33.429	215.7	4	1:51.782	20.923	34.123	23.619	33.117	217.0	
3	1:52.096	20.981	34.230	23.639	33.246	216.1	5	2:06.498 B	20.852	35.729	24.336	45.581	215.7	
4	1:51.782	20.923	34.123	23.619	33.117	217.0	6	6:18.237 B	4:23.295	44.923	24.079	45.940	128.8	
5	2:06.498 B	20.852	35.729	24.336	45.581	215.7	7	10:07.161	8:35.174	34.790	23.790	33.407	146.3	
6	6:18.237 B	4:23.295	44.923	24.079	45.940	128.8	8	1:51.582	20.910	34.026	23.567	33.079	220.1	
7	10:07.161	8:35.174	34.790	23.790	33.407	146.3	9	1:51.673	20.786	34.125	23.591	33.171	220.5	
8	1:51.582	20.910	34.026	23.567	33.079	220.1	10	1:51.433	20.649	34.128	23.558	33.098	224.2	
9	1:51.673	20.786	34.125	23.591	33.171	220.5	11	1:51.286	20.571	34.005	23.723	32.987	222.8	
10	1:51.433	20.649	34.128	23.558	33.098	224.2	12	1:52.236	20.790	34.349	23.464	33.633	221.9	
11	1:51.286	20.571	34.005	23.723	32.987	222.8								
12	1:52.236	20.790	34.349	23.464	33.633	221.9								
12	ADRIANO DONOSO						SPA	1	6:54.688	5:21.815	35.114	24.090	33.669	151.6
	TEAM HONDA LAGLISSE						HONDA	2	1:52.909	21.051	34.491	23.913	33.454	212.8
1	6:54.688	5:21.815	35.114	24.090	33.669	151.6	3	1:52.733	20.981	34.487	23.799	33.466	212.3	
2	1:52.909	21.051	34.491	23.913	33.454	212.8	4	1:52.845	21.013	34.506	23.869	33.457	213.2	
3	1:52.733	20.981	34.487	23.799	33.466	212.3	5	2:06.836 B	21.023	35.144	24.177	46.492	213.2	
4	1:52.845	21.013	34.506	23.869	33.457	213.2	6	14:51.132	...	35.508	24.555	33.972	138.5	
5	2:06.836 B	21.023	35.144	24.177	46.492	213.2	7	2:04.348 B	20.974	35.757	24.200	43.417	216.1	
6	14:51.132	...	35.508	24.555	33.972	138.5	8	3:07.652	1:13.652	50.012	26.183	37.805	137.3	
7	2:04.348 B	20.974	35.757	24.200	43.417	216.1	9	1:57.645	21.165	38.726	24.044	33.710	216.6	
8	3:07.652	1:13.652	50.012	26.183	37.805	137.3	10	1:52.234	20.741	34.541	23.605	33.347	222.3	
9	1:57.645	21.165	38.726	24.044	33.710	216.6	11	1:51.545	20.675	34.295	23.495	33.080	218.8	
10	1:52.234	20.741	34.541	23.605	33.347	222.3								
11	1:51.545	20.675	34.295	23.495	33.080	218.8								
81	LORENZ TONI LUCIANO						BEL	1	5:54.678	4:20.150	36.030	24.419	34.079	148.1
	ARTBOX						HONDA	2	2:08.116 B	21.657	35.010	24.122	47.327	205.5
1	5:54.678	4:20.150	36.030	24.419	34.079	148.1	3	3:03.244	1:25.476	39.971	24.186	33.611	139.7	
2	2:08.116 B	21.657	35.010	24.122	47.327	205.5	4	1:52.197	20.901	34.371	23.625	33.300	213.6	
3	3:03.244	1:25.476	39.971	24.186	33.611	139.7								
4	1:52.197	20.901	34.371	23.625	33.300	213.6								

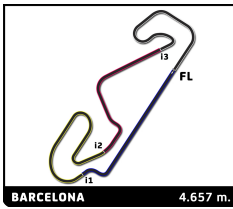


European Talent Cup
FIM JuniorGP - BARCELONA
Qualifying 1 - Group A

Sector Analysis

— Invalidated Lap ■ Personal Best ■ Session Best B Crossing the pit lane

Lap	Time	Sector 1	Sector 2	Sector 3	Sector 4	T.Spd	Lap	Time	Sector 1	Sector 2	Sector 3	Sector 4	T.Spd
1	5:34.533	3:59.358	36.234	24.733	34.208	133.6	5	1:52.639	21.047	34.403	23.936	33.253	212.8
2	1:54.296	21.683	34.833	24.133	33.647	209.9	6	1:53.826	21.203	34.837	23.828	33.958	211.9
3	1:53.207	21.167	34.361	23.925	33.754	210.3	7	2:07.935 B	21.129	35.534	24.769	46.503	212.3
4	1:52.344	21.119	34.179	23.813	33.233	211.1	8	14:02.048	...	34.870	24.058	39.452	146.7
5	1:52.391	21.044	34.272	23.654	33.421	212.3	9	1:53.281	21.014	34.339	23.861	34.067	221.0
6	1:52.476	21.097	34.248	23.842	33.289	211.5	10	1:52.654	21.281	34.226	23.811	33.336	218.8
7	1:59.331	22.061	36.546	25.365	35.359	209.1	11	1:54.221	21.403	35.041	24.226	33.551	213.2
8	2:03.507 B	21.084	34.447	23.825	44.151	210.3	12	1:52.835	20.936	34.629	23.888	33.382	222.8
9	11:55.401	...	44.439	24.853	35.983	82.7	13	1:52.274	20.866	34.293	23.928	33.187	218.8
10	1:53.321	21.254	34.608	24.008	33.451	212.8							
11	1:52.543	20.907	34.307	23.679	33.650	216.6							
12	1:52.497	20.941	34.403	23.961	33.192	217.9							
13	1:58.490	21.602	39.631	23.978	33.279	213.6							
14	1:51.613	20.853	34.241	23.540	32.979	217.9							
97 MARCO MORELLI ARG							71 HAMAD_KHAMIS AL-SAHOUTI QAT						
VISIONTRACK RACING TEAM HONDA							TEAM IMPALA HONDA HONDA						
1	3:21.078	1:43.284	36.781	24.677	36.336	116.5	1	3:43.040	2:04.994	38.149	25.214	34.683	142.7
2	1:55.705	21.425	36.270	24.486	33.524	211.1	2	1:55.228	21.543	35.241	24.363	34.081	213.2
3	1:53.300	21.123	34.668	23.998	33.511	220.5	3	1:54.544	22.096	34.735	24.090	33.623	214.0
4	1:53.023	21.246	34.553	23.902	33.322	212.3	4	1:53.511	21.105	34.679	24.042	33.685	214.9
5	1:57.097	21.695	37.868	23.985	33.549	212.8	5	1:53.159	21.185	34.659	23.841	33.474	214.4
6	1:52.011	20.818	34.302	23.759	33.132	220.1	6	1:52.884	21.017	34.394	24.047	33.426	215.3
7	2:08.332 B	21.299	35.700	24.239	47.094	214.9	7	1:53.160	21.060	34.691	23.884	33.525	215.3
8	10:02.497	8:28.400	35.641	24.281	34.175	147.3	8	1:54.493	21.222	34.687	24.292	34.292	215.7
9	2:01.127	21.429	34.807	24.254	40.637	213.6	9	1:52.354	21.101	34.155	23.814	33.284	215.3
10	1:53.863	21.333	35.499	23.813	33.218	211.9	10	2:09.397 B	21.242	36.002	24.308	47.845	211.5
11	2:00.449	21.153	34.500	23.957	40.839	214.0	11	8:15.824	6:41.436	35.809	24.543	34.036	143.8
12	1:51.899	20.827	34.250	23.727	33.095	223.2	12	1:53.479	21.386	34.563	23.869	33.661	214.0
13	1:54.326	21.288	35.354	23.791	33.893	215.7	13	1:52.540	20.995	34.228	23.920	33.397	215.3
14	1:58.983	21.332	38.590	24.215	34.846	221.9	14	1:52.386	21.028	34.270	23.748	33.340	214.4
15	1:52.039	20.755	34.361	23.639	33.284	222.3	15	1:52.585	20.905	34.932	23.646	33.102	216.6
16	1:51.715	20.911	34.243	23.556	33.005	218.8	16	1:52.344	20.769	34.129	23.673	33.773	221.0
17							17	1:52.426	20.961	34.238	23.998	33.229	216.6
38 MATTEO ROMAN FRA							10 VALENTINO HERRLICH GER						
JEG RACING HONDA							F. KOCH RENNSPORT HONDA						
1	5:47.432	4:11.783	36.154	25.120	34.375	144.8	1	5:18.230	3:36.753	42.344	24.633	34.500	48.2
2	1:54.734	21.983	34.799	23.996	33.956	211.1	2	1:53.909	21.332	34.649	24.157	33.771	218.8
3	1:53.464	21.391	34.517	23.850	33.706	210.7	3	1:53.734	21.162	34.714	24.123	33.735	213.6
4	1:53.191	21.266	34.474	23.894	33.557	210.7	4	1:53.969	21.364	34.848	24.043	33.714	213.2
5	1:53.275	21.207	34.486	23.846	33.736	210.7	5	1:53.246	21.305	34.396	23.820	33.725	211.9
6	2:07.690 B	21.734	35.315	23.850	46.791	215.3	6	1:53.949	21.194	34.751	24.246	33.758	212.8
7	11:35.795	9:46.485	42.364	24.588	42.358	116.3	7	2:01.214	22.148	39.803	24.660	34.603	207.9
8	1:53.850	21.334	34.497	23.985	34.034	214.4	8	2:09.111 B	21.066	34.922	24.210	48.913	214.9
9	1:52.823	21.124	34.654	23.647	33.398	212.3	9	10:02.188	8:27.094	36.469	24.400	34.225	60.0
10	1:52.709	21.133	34.296	23.928	33.352	211.5	10	1:53.367	21.273	34.361	23.827	33.906	214.9
11	1:58.742	22.367	38.939	23.565	33.871	211.5	11	1:53.214	21.119	34.453	24.108	33.534	212.8
12	1:52.160	20.964	34.222	23.744	33.230	213.6	12	1:57.936	21.752	38.656	24.015	33.513	212.8
13	1:55.996	21.159	34.457	25.868	34.512	210.7	13	1:52.941	20.788	34.541	23.962	33.650	221.4
14	1:51.755	21.034	34.210	23.361	33.150	211.9	14	1:56.327	20.764	37.515	24.267	33.781	218.3
15							15	1:52.465	20.933	34.314	23.865	33.353	221.0
3 VASILIS PANTELEAKIS GRE							20 OWEN VAN TRIGT NED						
ARTBOX HONDA							AGR TEAM HONDA						
1	5:22.519	3:47.881	36.161	24.371	34.106	84.1	1	5:16.268	3:40.261	36.950	24.796	34.261	81.5
2	1:55.780	21.989	35.580	24.244	33.967	211.5	2	1:54.113	21.533	34.936	24.018	33.626	209.9
3	1:53.478	21.547	34.604	23.791	33.536	213.6	3	1:52.921	21.220	34.454	23.853	33.394	216.1
4	1:53.297	21.032	34.678	23.617	33.970	216.1	4	1:52.950	20.785	34.741	23.903	33.521	217.9
							5	1:52.942	21.094	34.550	23.928	33.370	211.1
							6	2:08.586 B	21.149	35.532	24.242	47.663	215.7
							7	14:10.674	...	35.744	24.177	33.968	86.8



European Talent Cup

FIM JuniorGP - BARCELONA

Qualifying 1 - Group A

Sector Analysis

— Invalidated Lap ■ Personal Best ■ Session Best B Crossing the pit lane

Lap	Time	Sector 1	Sector 2	Sector 3	Sector 4	T.Spd	Lap	Time	Sector 1	Sector 2	Sector 3	Sector 4	T.Spd
8	1:53.486	20.976	34.500	23.815	34.195	216.1	14	1:55.964	21.241	35.314	24.356	35.053	212.3
9	1:53.053	20.956	34.845	23.876	33.376	223.2	15	1:55.215	21.371	35.736	24.102	34.006	210.3
10	1:52.757	20.979	34.423	23.901	33.454	225.1	16	1:55.399	21.275	35.524	24.566	34.034	217.4
11	1:54.321	20.817	34.587	25.169	33.748	221.9	17	1:53.850	21.187	34.875	24.033	33.755	214.0
12	1:52.648	20.833	34.503	23.875	33.437	223.7	18	1:53.453	20.825	34.942	24.022	33.664	217.4
13	1:52.562	20.805	34.421	23.809	33.527	223.7							

73 VALENTÍN PERRONE ARG
TEAM LARRESPORT HONDA

1	5:40.464	4:06.576	35.722	24.185	33.981	140.3
2	2:01.805	21.941	35.750	24.932	39.182	219.2
3	1:53.350	21.068	34.591	23.896	33.795	216.1
4	1:53.820	21.063	34.832	23.920	34.005	215.3
5	1:52.612	20.834	34.411	23.808	33.559	220.1
6	1:53.214	20.939	34.595	23.964	33.716	216.6
7	1:53.218	20.993	34.728	23.862	33.635	214.4
8	2:07.958B	21.124	35.060	24.479	47.295	213.6
9	9:28.393	7:50.576	39.837	24.081	33.899	146.1
10	1:53.308	20.993	34.665	24.008	33.642	215.7
11	1:53.179	21.119	34.566	23.854	33.640	212.8
12	2:15.006B	21.409	41.881	25.318	46.398	213.2
13	2:30.394	56.560	35.383	24.263	34.188	111.3
14	1:53.146	20.981	34.530	23.899	33.736	215.3
15	1:53.602	21.086	34.605	23.997	33.914	213.6

52 JEREMIASZ WOJCIECHOWSKI POL
KIDZGP BY COVACHA R.T. HONDA

1	5:21.386	3:32.168	45.851	25.377	37.990	32.3
2	1:56.930	22.569	35.936	24.253	34.172	211.5
3	1:54.881	21.682	35.076	24.070	34.053	211.1
4	1:53.643	21.277	34.580	23.973	33.813	212.8
5	1:53.098	20.991	34.467	24.022	33.618	215.3
6	2:06.948B	20.988	34.538	24.249	47.173	215.7
7	11:58.829	...	42.705	24.731	42.355	68.1
8	1:54.034	21.124	34.989	24.204	33.717	217.0
9	2:02.096	21.347	35.683	24.268	40.798	213.2
10	1:53.942	21.328	34.832	24.015	33.767	212.3
11	1:54.370	21.160	34.781	24.382	34.047	217.0
12	1:53.365	21.216	34.502	23.943	33.704	218.3
13	1:52.941	21.151	34.546	23.852	33.392	215.7
14	1:52.686	20.821	34.447	23.853	33.565	216.6

55 HARRISON DESROY GBR
VISIONTRACK RACING TEAM HONDA

1	3:21.902	1:44.091	36.278	24.970	36.563	108.1
2	1:56.372	21.460	35.806	24.646	34.460	213.6
3	1:54.344	21.364	34.822	24.050	34.108	216.1
4	1:53.428	21.294	34.503	24.028	33.603	214.0
5	1:54.029	20.985	35.229	24.051	33.764	216.1
6	1:53.514	21.156	34.589	23.876	33.893	214.0
7	1:53.528	21.164	34.779	23.931	33.654	214.9
8	2:00.791	21.490	36.543	25.722	37.036	207.9
9	2:08.532B	21.311	35.659	24.495	47.067	212.3
10	6:06.534	4:29.167	36.176	25.332	35.859	93.6
11	2:01.429	21.554	34.939	24.223	40.713	215.3
12	1:55.171	21.233	35.550	24.190	34.198	217.0
13	1:53.787	21.391	34.769	23.845	33.782	213.6

25 GONZALO PÉREZ SPA
TEAM LARRESPORT HONDA

1	5:22.040	3:35.507	46.335	25.506	34.692	102.0
2	29:21.478	...	39.801	28.170	40.068	226.5
3	1:53.439	21.032	34.787	23.999	33.621	221.0
4	1:55.891	21.181	36.344	25.014	33.352	215.7
5	1:52.421	21.078	34.411	23.685	33.247	213.6

7 BEÑAT FERNÁNDEZ SPA
FRANCO RACING VHC TEAM HONDA

1	5:21.830	3:46.100	37.562	24.011	34.157	35.9
2	33:57.080	...	35.458	24.144	34.100	218.3
3	1:53.593	21.378	34.673	23.985	33.557	207.9

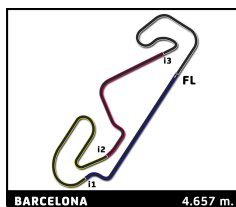
77 LEANDRO QUINTANS FRA
TEAM LARRESPORT HONDA

1	5:18.670	3:34.321	44.674	24.796	34.879	75.2
2	1:55.338	21.412	35.059	24.455	34.412	221.4
3	1:55.151	21.344	35.195	24.361	34.251	217.0
4	1:54.841	21.413	35.073	24.364	33.991	214.9
5	1:55.007	21.450	35.247	24.142	34.168	213.6
6	1:54.820	21.388	34.995	24.150	34.287	216.6
7	1:55.406	21.470	35.323	24.244	34.369	213.2
8	2:11.697B	21.624	37.859	24.949	47.265	215.7
9	9:58.606	8:21.829	37.563	24.603	34.611	127.5
10	1:58.649	21.855	35.535	24.331	36.928	211.1
11	1:56.556	21.507	35.823	24.869	34.357	217.0
12	1:55.374	21.026	35.895	24.331	34.122	219.6
13	1:55.999	21.556	35.124	24.833	34.486	215.7
14	1:54.804	21.269	35.301	24.205	34.029	217.9
15	1:54.483	21.432	34.985	24.189	33.877	217.9

19 LADISLAV LÖRINC SVK
FAU55 TEY RACING HONDA

1	5:16.302	3:31.914	43.539	25.537	35.312	53.8
2	1:57.076	21.860	35.406	24.915	34.895	211.9
3	1:55.782	21.323	35.313	24.741	34.405	217.0
4	1:55.883	21.681	35.263	24.411	34.528	216.6
5	1:54.806	21.427	35.092	24.323	33.964	210.3
6	1:54.791	21.276	34.926	24.397	34.192	216.6
7	1:54.675	21.487	34.903	24.219	34.066	212.3
8	2:07.664B	21.356	35.233	24.206	46.869	214.4
9	10:32.951	8:53.312	38.635	25.445	35.559	137.8
10	1:57.411	21.947	36.188	24.619	34.657	207.9
11	2:10.411B	21.498	36.684	25.705	46.524	207.5
12	2:46.913	1:07.981	37.988	25.424	35.520	131.6
13	1:57.166	22.122	35.741	24.842	34.461	206.3
14	1:58.003	21.794	36.296	24.839	35.074	205.5

29 MASSIMO COPPA ITA
SF RACING HONDA



European Talent Cup

FIM JuniorGP - BARCELONA

Qualifying 1 - Group A

Sector Analysis

— Invalidated Lap ■ Personal Best ■ Session Best B Crossing the pit lane

Lap	Time	Sector 1	Sector 2	Sector 3	Sector 4	T.Sp	Lap	Time	Sector 1	Sector 2	Sector 3	Sector 4	T.Sp
1	4:53.567	2:45.952	43.202	36.417	47.996	114.4	10	1:57.761	22.124	35.637	24.639	35.361	209.1
2	2:01.148	24.768	36.990	24.813	34.577	180.9	11	1:56.580	21.693	35.367	25.376	34.144	212.3
3	1:55.799	21.693	35.109	24.617	34.380	206.7	12	1:55.398	21.466	35.147	24.550	34.235	215.7
4	1:56.003	21.855	35.296	24.648	34.204	202.5	13	1:55.435	21.608	35.155	24.387	34.285	213.2
5	1:57.595	22.577	36.213	24.536	34.269	201.7	14	1:55.756	21.808	35.323	24.453	34.172	206.7
6	2:18.453 B	21.887	37.430	25.923	53.213	203.2	15	1:59.828	22.000	37.151	25.452	35.225	205.9
7	15:58.378	...	35.765	24.643	36.199	117.9							
8	1:54.952	21.867	34.865	24.405	33.815	211.5							
9	1:55.460	21.230	34.813	24.456	34.961	218.3							
10	1:55.001	21.268	34.755	24.431	34.547	210.3							
11	1:55.497	21.428	35.395	24.561	34.113	210.3							
12	1:55.803	21.590	35.202	24.607	34.404	209.9							

16 MAX SÁNCHEZ SPA SUPERHUGO44 TEAM HONDA

1	3:21.814	1:43.581	36.738	24.926	36.569	76.0
2	1:56.928	21.723	35.979	24.799	34.427	215.7
3	1:55.494	21.184	35.510	24.523	34.277	222.3
4	1:55.161	21.240	35.255	24.364	34.302	218.3
5	1:57.482	21.405	37.304	24.484	34.289	218.3
6	1:55.155	21.264	35.082	24.380	34.429	216.1
7	1:57.880	21.549	35.475	25.268	35.588	209.5
8	1:58.624	21.571	36.189	25.735	35.129	210.3
9	1:55.140	21.511	35.136	24.396	34.097	212.8
10	2:12.666 B	21.554	36.808	25.413	48.891	205.1
11	10:04.564	8:24.089	38.119	26.125	36.231	137.1
12	2:44.137 B	22.044	52.871	31.799	57.423	205.9
13	7:27.269 B	4:52.182	1:00.334	40.215	54.538	125.4

88 MOHAMMED ABDALAZIZ BINLADII SAU LIQUI MOLY HUSQVARNA INTACT GI HONDA

1	5:39.403	3:53.352	45.446	25.527	35.078	148.5
2	2:03.159	22.803	35.780	24.961	39.615	210.7
3	1:56.613	21.644	35.642	24.621	34.706	208.3
4	1:56.727	21.867	35.610	24.735	34.515	211.5
5	2:10.372 B	21.724	37.783	25.202	45.663	209.9
6	2:48.620	1:05.110	43.673	24.996	34.841	124.0
7	1:56.213	21.757	35.542	24.508	34.406	208.7
8	1:56.558	21.743	35.667	24.515	34.633	208.7
9	2:10.271 B	22.143	36.441	25.204	46.483	206.7
10	8:44.731 B	6:57.417	35.984	24.966	46.364	151.4
11	3:21.047	1:42.282	36.870	24.815	37.080	151.2
12	1:56.709	22.025	35.451	24.656	34.577	207.5
13	1:55.847	21.676	35.539	24.235	34.397	207.5
14	1:55.264	21.530	35.179	24.273	34.282	208.3

8 JONA EISENKOLB GER F. KOCH RENNSPORT HONDA

1	4:17.490	2:35.634	40.101	26.104	35.651	92.5
2	1:59.863	22.736	36.303	25.260	35.564	202.8
3	2:10.832 B	22.797	36.339	25.075	46.621	200.6
4	2:28.154	52.440	35.830	24.966	34.918	147.9
5	1:57.278	22.256	35.667	24.804	34.551	204.4
6	1:56.425	21.643	35.496	24.665	34.621	211.5
7	1:58.255	22.016	36.346	24.779	35.114	201.7
8	2:07.816 B	21.695	35.449	24.299	46.373	208.7
9	10:04.503	8:28.026	37.056	24.971	34.450	79.0

34 BRITANNI BELLADONA VACCARINC USA FRANCO RACING VHC TEAM HONDA

1	4:17.558	2:37.423	38.524	25.964	35.647	119.6
2	2:12.111 B	22.839	36.370	25.100	47.802	206.7
3	4:40.939	3:05.934	35.853	24.678	34.474	146.5
4	1:56.468	21.730	35.550	24.778	34.410	213.2
5	1:56.668	21.730	35.801	24.707	34.430	213.6
6	1:56.908	21.878	35.594	24.658	34.778	208.7
7	1:56.549	21.787	35.547	24.700	34.515	211.5
8	2:09.331 B	22.076	35.643	24.618	46.994	205.5
9	7:28.907	5:50.331	37.370	25.365	35.841	122.8
10	1:59.793	22.684	36.584	25.193	35.332	196.6
11	2:03.756	25.888	37.414	25.214	35.240	203.6
12	2:04.410	26.219	36.998	24.749	36.444	202.8
13	1:57.784	22.027	35.612	24.886	35.259	215.3
14	1:57.080	22.055	35.525	24.641	34.859	211.5
15	1:57.018	22.077	35.591	24.737	34.613	209.9

32 PANDU PADMOGANI INA SF RACING HONDA

1	7:15.158	5:26.871	41.011	28.588	38.688	51.0
2	2:15.284	23.833	40.313	28.230	42.908	199.5
3	2:10.356	24.197	39.790	27.812	38.557	197.7
4	2:12.160	24.251	39.750	28.199	39.960	198.8
5	2:13.340	24.377	40.994	28.526	39.443	195.5
6	2:25.675 B	24.701	43.968	28.861	48.145	194.5