

## European Talent Cup

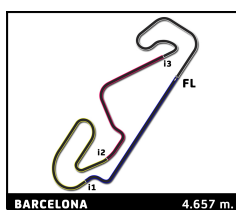
### FIM JuniorGP - BARCELONA

#### Qualifying 1 - Group B

#### Sector Analysis

— Invalidated Lap    ■ Personal Best    ■ Session Best    B Crossing the pit lane

Lap	Time	Sector 1	Sector 2	Sector 3	Sector 4	T.Sp	Lap	Time	Sector 1	Sector 2	Sector 3	Sector 4	T.Sp	
<b>51</b>	<b>BRIAN URIARTE</b>						SPA	7	8:43.692	7:10.966	35.049	24.181	33.496	146.7
	TEAM ESTRELLA GALICIA 0,0						HONDA	8	1:52.191	21.285	34.319	23.672	<b>32.915</b>	208.7
1	5:55.920	4:18.255	35.889	24.325	37.451	145.0	9	1:52.342	21.285	34.140	23.677	33.240	208.3	
2	1:54.868	21.094	34.250	24.267	35.257	215.7	10	1:52.553	21.273	34.274	23.812	33.194	209.1	
3	1:51.837	20.991	34.154	23.713	32.979	212.3	11	2:07.751 B	21.358	35.041	24.240	47.112	207.1	
4	1:51.782	21.014	34.099	23.667	33.002	210.7	12	3:15.186	1:43.214	34.990	23.776	33.206	150.8	
5	1:56.256	21.387	36.285	24.267	34.317	211.9	13	<b>1:51.499</b>	20.879	34.055	23.548	33.017	216.1	
6	1:51.734	<b>20.800</b>	34.170	23.599	33.165	220.5	14	1:53.479	20.884	34.052	24.284	34.259	217.4	
7	2:09.789 B	21.331	34.884	24.344	49.230	210.7	15	1:53.016	20.964	34.681	23.906	33.465	219.2	
8	15:07.130	...	35.529	24.213	33.728	148.7								
9	1:52.102	21.175	34.229	23.598	33.100	212.3								
10	<b>1:50.866</b>	20.831	<b>33.909</b>	<b>23.320</b>	<b>32.806</b>	217.0								
11	1:51.378	20.831	33.994	23.647	32.906	217.9								
12	2:06.329 B	21.304	34.529	23.847	46.649	210.3								
<b>1</b>	<b>GUIDO PINI</b>						ITA							
	AC RACING TEAM						HONDA							
1	3:02.599	1:17.653	40.069	27.711	37.166	149.3								
2	1:52.152	20.882	34.413	23.816	33.041	220.5								
3	2:00.529	22.370	36.331	25.179	36.649	220.5								
4	<b>1:51.227</b>	<b>20.693</b>	<b>34.006</b>	<b>23.444</b>	33.084	220.1								
5	1:59.031	20.733	34.354	23.648	40.296	220.5								
6	1:51.439	20.730	34.093	23.539	<b>33.077</b>	221.9								
7	2:06.584 B	20.953	35.725	24.215	45.691	223.7								
8	3:20.164	1:44.222	36.669	24.939	34.334	56.0								
9	1:52.689	21.302	34.376	23.669	33.342	211.9								
10	1:52.638	21.095	34.420	23.815	33.308	211.5								
11	2:07.744 B	21.004	34.522	25.110	47.108	211.9								
12	9:45.069	8:08.920	36.329	25.687	34.133	95.1								
13	<b>2:06.393 B</b>	21.605	35.312	24.284	45.192	205.5								
14	3:31.648	1:56.947	35.687	24.876	34.138	150.8								
15	1:52.060	20.881	34.297	23.645	33.237	215.3								
<b>67</b>	<b>CASEY O'GORMAN</b>						IRL							
	SUPERHUGO44 TEAM						HONDA							
1	3:00.373	1:16.869	36.963	28.458	38.083	132.7								
2	1:52.301	21.150	34.013	23.636	33.502	214.9								
3	1:59.968	22.620	37.435	24.473	35.440	206.3								
4	<b>1:51.480</b>	20.681	<b>33.946</b>	23.734	33.119	220.5								
5	1:57.652	21.534	37.898	<b>23.555</b>	34.665	207.1								
6	1:53.752	<b>20.474</b>	34.186	23.780	35.312	224.2								
7	2:11.727 B	21.903	35.209	25.354	49.261	221.4								
8	18:28.520	...	35.357	24.510	33.825	146.5								
9	1:52.776	21.316	34.189	23.935	33.336	209.9								
10	1:53.542	21.174	34.914	24.172	33.282	211.9								
11	1:51.815	20.881	34.176	23.734	<b>33.024</b>	215.7								
12	1:52.094	20.959	34.188	23.770	33.177	213.6								
<b>69</b>	<b>FERNANDO BUJOSA</b>						SPA							
	FRANCO RACING VHC TEAM						HONDA							
1	2:06.510	31.910	35.208	24.628	34.764	156.2								
2	1:54.226	21.515	34.695	24.133	33.883	206.7								
3	1:56.481	21.379	36.221	24.883	33.998	207.1								
4	1:53.669	21.179	34.611	23.944	33.935	211.1								
5	1:52.197	<b>20.941</b>	34.265	23.690	33.301	212.3								
6	2:06.755 B	21.052	35.229	24.674	45.800	209.9								
7	8:07.462	6:32.542	35.355	25.934	33.631	129.3								
8	<b>1:51.920</b>	21.004	34.327	<b>23.638</b>	<b>32.951</b>	212.3								
9	2:06.416 B	21.015	34.384	24.461	46.556	210.3								
10	7:58.459	6:25.068	35.035	24.370	33.986	54.3								
11	1:54.378	21.444	34.845	24.165	33.924	207.5								
12	2:07.605 B	21.812	35.264	24.516	46.013	205.5								
13	2:20.269	47.181	35.440	23.927	33.721	149.5								
14	1:52.395	21.063	<b>34.173</b>	23.763	33.396	217.4								
<b>50</b>	<b>CARTER THOMPSON</b>						AUS							
	AGR TEAM						HONDA							
1	4:55.311	3:23.058	35.008	23.880	33.365	117.5								
2	1:58.740	21.177	37.770	24.935	34.858	217.4								
3	1:51.849	<b>20.726</b>	<b>33.980</b>	23.654	33.489	219.6								
4	1:56.820	21.363	34.561	23.754	37.142	218.3								
5	1:51.973	20.811	34.276	<b>23.441</b>	33.445	218.3								
6	2:14.351 B	21.362	39.610	24.668	48.711	210.7								



## European Talent Cup

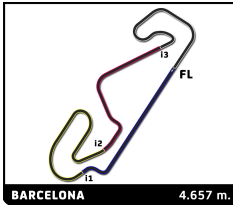
### FIM JuniorGP - BARCELONA

#### Qualifying 1 - Group B

### Sector Analysis

— Invalidated Lap    ■ Personal Best    ■ Session Best    B Crossing the pit lane

Lap	Time	Sector 1	Sector 2	Sector 3	Sector 4	T.Spd	Lap	Time	Sector 1	Sector 2	Sector 3	Sector 4	T.Spd		
<b>43</b>	<b>AMANUEL BRINTON</b>						GBR	11	2:11.749 <b>B</b>	21.565	34.727	24.510	50.947	206.7	
	TEAM ESTRELLA GALICIA 0,0						HONDA	12	9:40.578	8:03.565	37.282	25.162	34.569	73.0	
	1	5:55.005	4:12.805	36.476	25.270	40.454	119.6	13	2:10.786 <b>B</b>	21.972	36.100	25.018	47.696	210.7	
	2	1:55.590	21.546	35.233	23.923	34.888	210.3	14	3:26.792	1:52.064	35.805	24.449	34.474	57.1	
	3	1:53.000	21.474	34.291	23.740	33.495	209.1	15	1:53.229	21.287	34.716	23.841	33.385	213.6	
	4	1:51.941	20.982	34.096	23.484	33.379	215.3								
	5	1:54.657	21.080	34.887	24.539	34.151	216.6								
	6	1:52.817	21.415	34.381	23.652	33.369	211.5								
	7	2:06.615 <b>B</b>	21.114	34.708	24.249	46.544	217.4								
	8	15:02.596	...	35.941	24.649	35.389	149.5								
	9	1:54.934	21.929	35.058	23.934	34.013	208.3								
	10	1:55.569	21.711	35.009	24.560	34.289	207.5								
	11	1:52.977	21.082	34.273	23.856	33.766	216.6								
	12	1:52.246	21.142	34.115	23.569	33.420	215.3								
<b>41</b>	<b>YVONNE CERPA</b>						SPA								
	TEAM HONDA LAGLISSE						HONDA								
	1	4:52.732	3:16.093	36.417	24.615	35.607	94.5								
	2	1:57.176	21.605	35.637	25.059	34.875	212.8								
	3	1:55.682	22.447	35.606	23.918	33.711	199.5								
	4	1:56.410	21.491	35.376	23.871	35.672	214.9								
	5	1:52.997	20.972	34.544	23.706	33.775	213.2								
	6	2:10.676 <b>B</b>	21.252	35.728	24.959	48.737	215.3								
	7	17:49.688	...	35.639	24.632	34.665	138.7								
	8	1:53.788	21.399	34.582	24.012	33.795	211.5								
	9	1:53.601	21.179	34.705	23.989	33.728	216.6								
	10	1:53.140	21.386	34.343	23.845	33.566	211.5								
	11	1:52.102	20.833	34.340	23.675	33.254	218.8								
<b>18</b>	<b>EDOARDO BERTOLA</b>						ITA								
	AC RACING TEAM						HONDA								
	1	3:00.282	1:10.087	43.274	27.291	39.630	100.6								
	2	1:53.900	21.454	34.594	24.013	33.839	212.8								
	3	1:57.564	21.585	35.938	24.749	35.292	214.9								
	4	1:53.808	21.271	34.847	23.957	33.733	212.8								
	5	1:57.821	21.904	34.850	23.805	37.262	211.1								
	6	1:54.226	21.137	35.062	24.044	33.983	215.7								
	7	2:08.974 <b>B</b>	21.168	35.098	24.399	48.309	213.6								
	8	3:17.225	1:41.350	36.796	24.901	34.178	55.7								
	9	1:53.014	21.445	34.598	23.657	33.314	211.1								
	10	1:52.333	21.127	34.429	23.696	33.081	214.9								
	11	2:08.827 <b>B</b>	21.339	34.527	24.358	48.603	210.7								
	12	9:43.818	8:06.585	37.414	25.580	34.239	52.9								
	13	2:09.974 <b>B</b>	22.070	35.769	25.216	46.919	210.7								
	14	3:28.052	1:53.075	36.132	24.598	34.247	87.7								
	15	1:52.922	21.278	34.375	23.808	33.461	214.4								
<b>95</b>	<b>LEONARDO ZANNI</b>						ITA								
	FINETWORK MIR JUNIOR TEAM						HONDA								
	1	6:58.156	5:21.446	35.661	24.950	36.099	148.5								
	2	1:53.147	21.162	34.499	23.940	33.546	215.3								
	3	1:53.869	21.025	34.313	23.694	34.837	215.7								
	4	1:52.486	21.028	34.307	23.611	33.540	216.1								
	5	2:06.606 <b>B</b>	20.791	35.148	24.408	46.259	220.5								
	6	4:26.231	2:52.059	35.478	24.319	34.375	150.0								
	7	2:04.999 <b>B</b>	21.359	34.550	24.066	45.024	212.3								
	8	11:00.952	9:18.475	41.769	25.151	35.557	76.6								
	9	2:03.737	25.407	37.494	24.839	35.997	208.7								
	10	2:07.298 <b>B</b>	21.513	34.722	24.618	46.445	211.1								
	11	2:30.884	58.897	34.464	23.761	33.762	151.4								
	12	1:52.351	21.024	34.260	23.642	33.425	214.9								
<b>14</b>	<b>EDU GUTIÉRREZ</b>						SPA								
	ARTBOX						HONDA								
	1	3:03.298	1:21.403	37.231	27.969	36.695	151.8								
	2	1:52.353	20.966	34.413	23.894	33.080	218.3								
	3	1:58.120	21.013	34.467	26.134	36.506	221.4								
	4	1:53.784	21.160	34.986	23.932	33.706	213.6								
	5	1:52.360	20.780	34.385	23.624	33.571	222.3								
	6	1:56.628	21.930	36.598	24.612	33.488	209.5								
	7	2:08.849 <b>B</b>	20.906	34.841	25.393	47.709	220.1								
	8	19:43.016	...	39.849	25.136	35.055	145.2								
	9	1:53.143	21.168	34.444	24.034	33.497	215.7								
	10	1:56.190	21.898	35.964	24.233	34.095	210.7								
	11	1:52.735	20.835	34.387	23.866	33.647	219.6								
<b>33</b>	<b>ENZO BELLON</b>						FRA								
	BS RACING						HONDA								
	1	2:07.722	33.045	35.824	24.285	34.568	163.5								
	2	1:54.552	21.393	35.032	24.109	34.018	215.7								



**European Talent Cup**  
**FIM JuniorGP - BARCELONA**  
**Qualifying 1 - Group B**

**Sector Analysis**

— Invalidated Lap    ■ Personal Best    ■ Session Best    B Crossing the pit lane

Lap	Time	Sector 1	Sector 2	Sector 3	Sector 4	T.Sp
3	1:55.553	21.244	34.994	25.000	34.315	214.4
4	1:54.243	20.986	34.666	24.004	34.587	220.1
5	1:53.224	21.008	34.739	23.861	33.616	221.0
6	1:52.935	20.882	<b>34.495</b>	23.816	33.742	221.4
7	1:53.273	21.036	34.512	23.940	33.785	217.9
8	<b>1:52.658</b>	<b>20.847</b>	34.580	<b>23.750</b>	<b>33.481</b>	221.0
9	2:05.971 B	20.870	34.788	24.197	46.116	220.5
10	16:50.585	...	36.285	24.573	35.947	124.0
11	2:08.114 B	21.184	34.785	24.564	47.581	217.4
12	2:23.529	45.684	36.657	25.236	35.952	129.1
13	1:54.207	21.010	34.644	23.934	34.619	221.4

**70 KRISTIAN DANIEL** USA  
MRE TALENT HONDA

1	3:10.082 B	1:12.239	41.877	27.028	48.938	157.6
2	7:04.828 B	5:16.768	36.558	24.776	46.726	153.8
3	2:21.523	47.009	36.675	23.992	33.847	156.0
4	1:54.068	21.294	34.688	24.183	33.903	218.8
5	2:09.122 B	22.531	36.263	24.321	46.007	210.7
6	7:18.648 B	5:34.336	35.145	24.082	45.085	155.5
7	3:20.778	1:48.027	35.082	23.966	33.703	155.8
8	1:53.814	21.182	34.679	24.055	33.898	212.3
9	1:53.800	21.261	34.807	23.972	33.760	211.1
10	1:53.777	21.226	34.714	23.940	33.897	211.9
11	1:54.748	21.677	35.170	24.138	33.763	209.9
12	2:04.121	21.087	34.645	24.897	43.492	215.3
13	<b>1:52.687</b>	<b>20.854</b>	<b>34.499</b>	<b>23.760</b>	<b>33.574</b>	216.6
14	1:54.209	20.914	34.556	24.148	34.591	215.3

**90 LUCA AGOSTINELLI** VIE  
IGAXTEAM HONDA

1	3:11.150 B	1:10.735	42.453	27.588	50.374	94.8
2	3:47.174	2:10.247	35.481	24.817	36.629	98.5
3	1:53.781	21.086	34.714	23.981	34.000	217.4
4	1:54.115	21.062	34.816	24.059	34.178	219.2
5	<b>1:52.696</b>	20.813	34.639	<b>23.746</b>	<b>33.498</b>	221.4
6	2:06.985 B	<b>20.653</b>	34.814	24.260	47.258	224.2
7	<b>7:26.114 B</b>	5:33.546	35.460	24.606	52.502	93.8
8	14:07.396	...	42.123	25.413	39.105	119.7
9	1:56.410	21.677	35.784	24.159	34.790	217.9
10	1:53.049	21.118	<b>34.594</b>	23.830	33.507	215.3

**37 MARIANOS NIKOLIS** AUS  
ILUSION RACING HONDA

1	2:58.917	1:12.523	41.855	27.011	37.528	133.9
2	1:54.586	21.304	34.750	23.968	34.564	216.1
3	2:00.483	20.986	37.403	25.678	36.416	224.2
4	1:53.251	21.084	34.606	23.757	33.804	216.1
5	1:53.083	<b>20.920</b>	<b>34.439</b>	<b>23.727</b>	33.997	222.3
6	1:57.237	21.459	37.112	24.394	34.272	218.8
7	2:09.226 B	21.042	34.596	24.381	49.207	219.6
8	17:24.042 B	...	45.571	25.383	47.896	101.2
9	2:28.601	55.923	34.861	23.922	33.895	156.9
10	1:53.458	21.257	34.570	23.979	33.652	213.2
11	1:53.076	21.131	34.527	23.756	33.662	213.6
12	<b>1:52.713</b>	21.084	34.564	23.732	<b>33.333</b>	214.4

**6 BENJAMIN CAILLET** FRA  
VILTA&IURL HONDA

1	2:57.657	1:10.467	42.608	27.347	37.235	94.5
2	1:55.113	21.523	34.987	24.200	34.403	210.3
3	1:54.685	21.879	35.051	24.195	33.560	204.0
4	1:53.703	21.642	34.502	24.178	33.381	206.3
5	1:54.621	21.507	34.464	24.081	34.569	207.5
6	1:53.382	21.596	34.456	24.058	33.272	206.7
7	1:53.055	21.377	34.322	24.040	33.316	209.5
8	1:52.972	21.469	34.310	<b>23.917</b>	33.276	208.3
9	1:53.986	21.406	35.106	24.015	33.459	207.5
10	2:07.445 B	21.666	34.381	24.291	47.107	207.5
11	12:27.990	...	35.103	24.276	33.402	151.6
12	1:53.066	21.372	34.437	24.003	33.254	208.3
13	1:53.613	21.380	34.422	24.594	33.217	208.7
14	1:52.862	<b>21.284</b>	34.371	23.972	33.235	209.1
15	<b>1:52.812</b>	21.329	<b>34.286</b>	23.987	<b>33.210</b>	209.1

**17 PEDRO ALOMAR** SPA  
IGAXTEAM HONDA

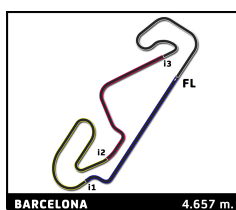
1	2:59.199	1:10.583	43.693	27.728	37.195	91.7
2	1:54.482	21.513	34.979	23.971	34.019	214.9
3	1:58.849	21.490	35.884	25.664	35.811	219.6
4	<b>1:53.328</b>	21.152	34.605	23.837	33.734	218.3
5	1:55.560	<b>21.105</b>	35.108	23.884	35.463	219.6
6	1:53.353	21.186	34.513	<b>23.818</b>	33.836	212.8
7	2:10.638 B	21.561	36.596	24.789	47.692	215.3
8	<b>7:20.654 B</b>	5:33.370	35.183	24.132	47.969	140.6
9	14:12.507	...	40.223	25.548	37.690	149.1
10	1:56.971	21.770	37.150	24.031	34.020	205.5
11	1:53.444	21.524	<b>34.481</b>	24.059	<b>33.380</b>	212.8

**2 LORIS SCHÖNROCK** GER  
F. KOCH RENNSPORT HONDA

1	2:57.391	1:08.695	43.263	28.312	37.121	101.5
2	1:55.875	22.036	35.118	24.249	34.472	204.0
3	1:58.830	22.040	35.887	25.767	35.136	215.3
4	1:54.456	21.788	<b>34.960</b>	24.215	<b>33.493</b>	207.5
5	1:55.057	21.487	35.492	24.057	34.021	214.4
6	<b>1:54.052</b>	<b>21.236</b>	35.240	<b>24.026</b>	33.550	215.3
7	2:08.993 B	22.211	36.235	24.878	45.669	215.7
8	17:32.819	...	37.463	25.272	35.109	129.3
9	2:02.761	22.650	37.478	25.170	37.463	210.3
10	1:57.392	22.104	35.103	24.414	35.771	206.3
11	1:57.876	21.845	35.727	25.725	34.579	203.2
12	1:56.103	22.066	35.416	24.570	34.051	209.5

**53 KIYANO VEIJER** NED  
ERNST DUBBINK EVENO RACING HONDA

1	2:58.249	1:08.745	44.688	27.959	36.857	104.4
2	1:54.772	21.524	34.944	24.065	34.239	214.0
3	1:54.891	22.005	35.002	24.135	<b>33.749</b>	205.9
4	<b>1:54.090</b>	21.428	34.721	24.152	33.789	212.8
5	1:54.208	21.373	<b>34.635</b>	24.180	34.020	211.5
6	1:58.717	22.543	38.054	24.112	34.008	212.8
7	2:12.761 B	21.865	36.082	24.934	49.880	211.1



## European Talent Cup

### FIM JuniorGP - BARCELONA

#### Qualifying 1 - Group B

### Sector Analysis

— Invalidated Lap    ■ Personal Best    ■ Session Best    B Crossing the pit lane

Lap	Time	Sector 1	Sector 2	Sector 3	Sector 4	T.Spd	Lap	Time	Sector 1	Sector 2	Sector 3	Sector 4	T.Spd
8	17:29.633	...	43.710	29.424	37.778	73.9	16	<b>1:54.333</b>	21.501	<b>34.916</b>	<b>24.067</b>	<b>33.849</b>	206.7
9	2:03.081	22.876	39.557	24.725	35.923	211.9	17	1:54.979	21.792	34.958	24.201	34.028	205.9
10	1:58.518	21.657	34.938	24.220	37.703	211.1	<b>23 SPYROS FOURTHIOTIS</b> GRE						
11	1:57.541	21.769	36.771	24.605	34.396	205.5	FIFTY MOTORSPORT HONDA						
12	1:54.251	<b>21.361</b>	35.001	<b>23.971</b>	33.918	215.7	1	2:17.719	40.025	37.060	25.330	35.304	137.4
<b>30 MATTHIAS ROSTAGNI</b> FRA							2	1:58.110	22.101	36.180	24.963	34.866	203.2
MECASPORT TRS HONDA							3	1:57.451	21.963	35.896	24.838	34.754	204.7
1	2:12.894	35.890	35.905	24.844	36.255	152.3	4	2:10.962 B	22.147	<b>36.247</b>	<b>25.222</b>	47.346	201.3
2	1:56.595	22.113	35.683	24.539	34.260	206.7	5	2:25.017	49.777	<b>35.627</b>	<b>24.745</b>	34.868	138.1
3	1:57.993	22.225	37.181	24.542	34.045	207.5	6	<b>1:57.161</b>	<b>21.870</b>	35.751	24.797	<b>34.743</b>	205.1
4	1:56.023	21.612	35.827	24.305	34.279	209.5	7	2:09.068 B	21.952	36.018	24.983	46.115	204.0
5	2:00.756	21.836	38.309	24.695	35.916	207.5	8	12:23.529	...	37.471	25.555	35.470	130.0
6	1:55.636	21.885	35.091	24.505	34.155	208.3	9	1:57.770	22.041	35.686	25.116	34.927	205.9
7	2:10.770 B	21.702	35.102	24.516	49.450	209.1	10	2:11.882 B	22.181	37.214	25.989	46.498	202.5
8	13:59.299 B	...	39.166	24.530	49.867	127.8	11	2:25.667	48.224	36.777	25.181	35.485	140.8
9	4:50.682	3:09.669	37.003	25.235	38.775	148.1	12	1:59.134	22.272	36.540	25.122	35.200	202.5
10	1:54.666	21.531	34.912	24.537	<b>33.686</b>	214.0	13	1:58.860	22.308	36.316	25.117	35.119	199.5
11	<b>1:54.180</b>	<b>21.364</b>	<b>34.700</b>	<b>24.206</b>	33.910	217.4	14	1:58.882	22.323	36.202	25.133	35.224	198.8
12	2:00.568	21.696	36.514	24.472	37.886	209.9	15	1:58.334	22.211	36.139	25.036	34.948	199.1
13	1:57.695	21.669	34.942	27.217	33.867	208.7	<b>82 KYLE PAYNE</b> GBR						
ILUSION RACING HONDA							1	2:58.432	1:10.703	43.921	27.160	36.648	96.6
1	2:58.432	1:10.703	43.921	27.160	36.648	96.6	2	1:55.557	21.571	35.170	24.198	34.618	216.1
2	1:55.557	21.571	35.170	24.198	34.618	216.1	3	1:56.627	21.435	35.840	25.034	34.318	223.2
3	1:56.627	21.435	35.840	25.034	34.318	223.2	4	1:55.834	21.361	36.483	24.077	<b>33.913</b>	217.0
4	1:55.834	21.361	36.483	24.077	<b>33.913</b>	217.0	5	1:54.509	21.317	35.230	23.879	34.083	216.6
5	1:54.509	21.317	35.230	23.879	34.083	216.6	6	<b>1:54.289</b>	<b>21.257</b>	35.144	<b>23.862</b>	34.026	215.7
6	<b>1:54.289</b>	<b>21.257</b>	35.144	<b>23.862</b>	34.026	215.7	7	1:55.888	21.328	35.564	24.951	34.045	220.1
7	1:55.888	21.328	35.564	24.951	34.045	220.1	8	2:08.591 B	22.626	35.698	24.409	45.858	214.0
8	2:08.591 B	22.626	35.698	24.409	45.858	214.0	9	7:08.763	5:33.700	35.833	24.108	35.122	139.9
9	7:08.763	5:33.700	35.833	24.108	35.122	139.9	10	2:00.818	22.175	37.035	24.711	36.897	206.3
10	2:00.818	22.175	37.035	24.711	36.897	206.3	11	2:17.102 B	27.422	37.720	24.395	47.565	205.9
11	2:17.102 B	27.422	37.720	24.395	47.565	205.9	12	4:20.528 B	2:30.689	37.386	25.263	47.190	75.4
12	4:20.528 B	2:30.689	37.386	25.263	47.190	75.4	13	3:51.890	2:16.539	35.352	24.360	35.639	142.9
13	3:51.890	2:16.539	35.352	24.360	35.639	142.9	14	1:57.092	22.347	35.844	24.368	34.533	201.0
14	1:57.092	22.347	35.844	24.368	34.533	201.0	15	1:54.497	21.786	<b>34.749</b>	23.971	33.991	219.6
15	1:54.497	21.786	<b>34.749</b>	23.971	33.991	219.6	<b>9 ELLIOT KASSIGIAN</b> FRA						
MECAPROJETS TEAM ADO HONDA							1	2:14.838	36.086	37.349	25.359	36.044	140.1
1	2:14.838	36.086	37.349	25.359	36.044	140.1	2	1:56.742	21.956	35.633	24.706	34.447	203.6
2	1:56.742	21.956	35.633	24.706	34.447	203.6	3	1:55.813	21.755	35.311	24.574	34.173	204.4
3	1:55.813	21.755	35.311	24.574	34.173	204.4	4	2:10.790 B	21.833	35.465	24.527	48.965	207.1
4	2:10.790 B	21.833	35.465	24.527	48.965	207.1	5	2:27.024	51.635	35.332	24.395	35.662	119.3
5	2:27.024	51.635	35.332	24.395	35.662	119.3	6	1:55.082	<b>21.473</b>	35.365	24.151	34.093	212.3
6	1:55.082	<b>21.473</b>	35.365	24.151	34.093	212.3	7	1:55.152	21.585	35.058	24.225	34.284	210.3
7	1:55.152	21.585	35.058	24.225	34.284	210.3	8	1:55.579	21.833	35.137	24.418	34.191	203.6
8	1:55.579	21.833	35.137	24.418	34.191	203.6	9	2:15.075 B	22.238	36.729	24.807	51.301	204.4
9	2:15.075 B	22.238	36.729	24.807	51.301	204.4	10	7:05.733	5:26.892	38.906	24.932	35.003	140.3
10	7:05.733	5:26.892	38.906	24.932	35.003	140.3	11	1:55.999	22.064	35.352	24.335	34.248	199.9
11	1:55.999	22.064	35.352	24.335	34.248	199.9	12	2:16.144 B	21.996	38.109	25.063	50.976	201.0
12	2:16.144 B	21.996	38.109	25.063	50.976	201.0	13	3:06.421	1:29.872	36.744	25.084	34.721	145.9
13	3:06.421	1:29.872	36.744	25.084	34.721	145.9	14	1:56.127	21.964	35.342	24.473	34.348	200.2
14	1:56.127	21.964	35.342	24.473	34.348	200.2	15	1:55.280	21.695	35.198	24.422	33.965	204.4
15	1:55.280	21.695	35.198	24.422	33.965	204.4							