

## European Talent Cup

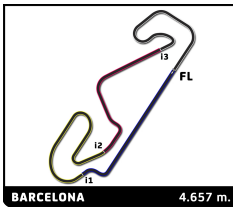
### FIM JuniorGP - BARCELONA

#### Qualifying 2 - Group A

### Sector Analysis

— Invalidated Lap    ■ Personal Best    ■ Session Best    B Crossing the pit lane

Lap	Time	Sector 1	Sector 2	Sector 3	Sector 4	T.Sp	Lap	Time	Sector 1	Sector 2	Sector 3	Sector 4	T.Sp	
<b>27</b>	<b>RICO SALMELA</b> FIN							10	14:21.715	...	37.547	24.886	34.404	126.9
	TEAM ESTRELLA GALICIA 0,0 HONDA							11	1:54.588	21.644	34.845	24.058	34.041	205.9
1	2:14.760	41.838	35.149	23.908	33.865	148.3	12	1:52.714	21.055	34.485	23.779	33.395	213.6	
2	1:52.642	21.013	34.441	23.674	33.514	213.2	13	1:52.509	20.951	34.393	23.729	33.436	217.4	
3	<b>1:51.742</b>	20.947	<b>34.173</b>	23.554	<b>33.068</b>	214.4	14	<b>1:52.275</b>	<b>20.713</b>	34.362	23.840	<b>33.360</b>	216.1	
4	1:51.813	<b>20.641</b>	34.325	<b>23.289</b>	33.558	220.1	15	1:53.053	21.110	34.589	23.857	33.497	215.7	
<b>21</b>	<b>RUCHÉ MOODLEY</b> RSA							<b>28</b>	<b>MÁXIMO QUILES</b> SPA					
	FINETWORK MIR JUNIOR TEAM HONDA								ASPAR JUNIOR TEAM HONDA					
1	2:15.316	42.410	35.304	23.889	33.713	130.2	1	2:12.268 B	26.024	35.366	24.114	46.764	126.1	
2	1:52.930	20.956	34.455	23.877	33.642	219.6	2	2:15.933	43.166	35.226	23.962	33.579	154.2	
3	1:52.415	21.000	34.290	23.728	33.397	218.8	3	1:52.434	21.115	34.361	23.645	33.313	212.3	
4	1:52.709	20.919	34.376	23.830	33.584	218.3	4	1:52.472	21.140	34.372	23.707	33.253	211.9	
5	1:52.574	20.947	34.366	23.917	33.344	217.4	5	1:56.627	21.539	36.978	23.906	34.204	211.5	
6	1:53.431	<b>20.729</b>	34.383	24.558	33.761	224.2	6	1:52.582	<b>21.109</b>	34.402	23.757	33.314	214.4	
7	1:52.801	21.030	34.398	23.659	33.714	217.0	7	1:54.374	21.116	34.647	24.097	34.514	210.7	
8	<b>1:51.934</b>	20.732	34.326	<b>23.571</b>	<b>33.305</b>	222.8	8	1:52.468	21.150	34.343	23.727	<b>33.248</b>	212.8	
9	1:52.659	21.069	<b>34.221</b>	23.755	33.614	220.5	9	2:06.508 B	21.620	34.880	24.081	45.927	209.5	
10	2:05.893 B	21.314	34.847	24.261	45.471	211.1	10	13:03.228	...	35.886	24.159	33.827	154.4	
11	14:09.285	...	37.272	24.505	35.831	144.4	11	1:52.673	21.248	34.442	23.676	33.307	210.7	
12	1:54.731	21.135	35.150	24.363	34.083	214.9	12	1:52.771	21.224	34.318	23.637	33.592	211.1	
13	1:53.576	21.288	34.719	23.858	33.711	211.5	13	1:52.548	21.339	<b>34.191</b>	23.744	33.274	211.1	
14	1:52.629	20.974	34.289	23.850	33.516	215.3	14	<b>1:52.377</b>	21.133	34.310	<b>23.580</b>	33.354	211.5	
15	1:52.898	21.091	34.313	23.920	33.574	211.1	15	1:52.562	21.251	34.308	23.670	33.333	210.7	
<b>54</b>	<b>JESÚS RIOS</b> SPA							<b>20</b>	<b>OWEN VAN TRIGT</b> NED					
	MRE TALENT HONDA								AGR TEAM HONDA					
1	2:00.593	26.621	35.486	24.210	34.276	133.4	1	2:02.147	28.491	35.653	24.238	33.765	138.7	
2	1:53.487	21.209	34.459	24.054	33.765	210.7	2	1:53.229	21.289	34.681	23.830	33.429	219.6	
3	1:57.753	22.057	37.240	24.497	33.959	208.7	3	1:56.674	21.309	35.091	24.273	36.001	219.2	
4	1:52.981	20.941	34.331	23.975	33.734	218.3	4	1:52.893	<b>20.907</b>	34.352	23.884	33.750	224.2	
5	1:52.540	20.908	34.282	23.724	33.626	216.1	5	1:52.952	21.201	34.391	23.952	<b>33.408</b>	213.2	
6	1:57.147	21.245	35.098	25.216	35.588	207.9	6	1:57.124	21.432	34.682	25.016	35.994	207.5	
7	1:57.511	21.036	34.493	23.907	38.075	212.8	7	1:56.020	21.118	34.614	23.740	36.548	217.4	
8	1:52.896	21.048	34.391	23.911	33.546	215.7	8	1:53.419	21.186	34.673	23.845	33.715	212.8	
9	1:52.637	<b>20.866</b>	34.409	23.766	33.596	218.8	9	1:53.365	21.197	34.833	23.927	33.408	213.6	
10	2:07.978 B	21.272	35.237	24.354	47.115	212.3	10	2:12.753 B	22.364	36.565	24.601	49.223	209.1	
11	10:35.159	9:01.498	35.416	24.322	33.923	143.8	11	12:23.660	...	36.553	24.237	33.721	141.7	
12	1:53.491	21.317	34.309	24.075	33.790	209.1	12	1:53.080	21.208	34.451	23.786	33.635	213.6	
13	1:52.381	21.080	34.231	<b>23.510</b>	33.560	211.9	13	<b>1:52.447</b>	20.979	<b>34.331</b>	<b>23.709</b>	33.428	214.9	
14	1:52.272	21.054	34.118	23.660	33.440	212.8	14	1:53.696	21.214	34.919	23.924	33.639	217.0	
15	1:52.155	20.932	34.182	23.706	33.335	212.8	15	1:54.595	21.015	35.547	24.086	33.947	211.9	
16	1:52.006	20.975	<b>34.039</b>	23.752	33.240	216.1	16	1:57.904	21.225	34.775	24.160	37.744	209.9	
17	<b>1:51.985</b>	20.936	34.170	23.720	<b>33.159</b>	214.9								
<b>81</b>	<b>LORENZ TONI LUCIANO</b> BEL							<b>71</b>	<b>HAMAD_KHAMIS AL-SAHOUTI</b> QAT					
	ARTBOX HONDA								TEAM IMPALA HONDA					
1	2:01.628	27.580	35.684	24.194	34.170	124.4	1	<b>2:08.614</b>	33.606	35.907	24.199	34.902	151.0	
2	1:53.193	21.124	34.666	23.830	33.573	216.6	2	1:54.013	21.354	34.604	23.879	34.176	214.0	
3	1:53.333	21.475	34.587	23.668	33.603	216.6	3	1:53.070	21.148	34.522	23.778	33.622	216.1	
4	1:58.657	24.699	35.985	24.282	33.691	209.9	4	1:54.105	21.038	35.169	23.841	34.057	217.4	
5	1:53.636	21.011	34.296	24.087	34.242	212.8	5	1:54.271	21.086	35.157	24.011	34.017	213.2	
6	1:57.515	21.151	34.538	<b>23.645</b>	38.181	213.6	6	2:09.087 B	21.267	35.480	24.512	47.828	212.3	
7	1:53.109	21.201	34.526	23.787	33.595	210.7	7	15:27.674	...	36.208	24.271	34.405	136.2	
8	1:52.445	21.017	<b>34.239</b>	23.742	33.447	214.0	8	1:54.277	21.541	34.936	23.947	33.853	208.7	
9	<b>2:07.070 B</b>	21.533	36.092	24.683	44.762	211.1	9	1:54.083	21.447	34.645	23.864	34.127	207.9	
							10	2:10.068 B	21.173	36.006	24.797	48.092	208.7	
							11	2:20.026	46.698	35.250	23.996	34.082	151.8	



**European Talent Cup**  
**FIM JuniorGP - BARCELONA**  
**Qualifying 2 - Group A**

**Sector Analysis**

— Invalidated Lap    ■ Personal Best    ■ Session Best    B Crossing the pit lane

Lap	Time	Sector 1	Sector 2	Sector 3	Sector 4	T.Sp
12	1:52.696	21.047	<b>34.412</b>	23.842	<b>33.395</b>	215.7
13	<b>1:52.621</b>	21.118	34.487	<b>23.588</b>	33.428	213.6
14	1:53.075	<b>21.027</b>	34.753	23.708	33.587	218.8

<b>97 MARCO MORELLI</b> ARG						
VISIONTRACK RACING TEAM HONDA						
1	2:05.926	30.850	35.762	24.346	34.968	123.1
2	1:53.458	21.091	34.451	23.807	34.109	216.6
3	1:52.834	21.063	34.466	23.882	33.423	215.7
4	1:55.549	21.067	34.424	23.719	36.339	222.3
5	<b>1:52.805</b>	21.124	<b>34.327</b>	<b>23.718</b>	33.636	214.4
6	1:52.820	<b>20.877</b>	34.511	23.818	33.614	216.6
7	1:58.859	21.780	38.186	24.694	34.199	209.1
8	1:53.023	21.131	34.399	23.756	33.737	219.6
9	2:08.534B	21.021	35.201	24.227	48.085	217.4
10	8:07.300	6:33.598	35.835	24.177	33.690	148.3
11	1:52.997	21.259	34.459	23.817	33.462	209.9
12	1:52.926	21.363	34.438	23.747	<b>33.378</b>	209.5
13	2:06.442	21.751	38.232	25.798	40.661	208.7
14	1:59.948	21.376	37.046	25.304	36.222	211.9
15	1:56.264	21.179	34.890	24.448	35.747	216.6
16	1:54.364	21.416	34.596	23.903	34.449	211.5
17	1:54.995	21.076	34.454	23.860	35.605	216.6
18	1:53.236	21.100	34.721	23.932	33.483	214.0

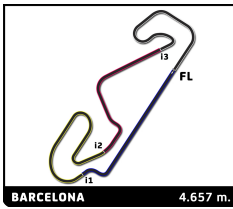
<b>26 PAU ALSINA</b> SPA						
ARTBOX HONDA						
1	2:17.401	43.566	35.664	23.992	34.179	91.8
2	1:53.459	21.094	34.769	23.746	33.850	212.8
3	1:53.464	21.060	34.773	23.837	33.794	211.1
4	1:53.546	21.183	34.694	23.887	33.782	211.5
5	1:53.439	21.167	34.708	23.744	33.820	211.1
6	1:53.274	21.124	34.671	23.698	33.781	211.1
7	1:53.878	21.111	34.790	23.852	34.125	211.9
8	1:53.466	21.257	34.671	23.774	33.764	209.5
9	2:06.318B	21.227	35.851	24.774	44.466	208.7
10	15:55.159	...	35.192	24.028	34.237	148.1
11	1:56.546	21.058	<b>34.508</b>	24.689	36.291	217.4
12	<b>1:52.920</b>	<b>21.010</b>	34.546	<b>23.664</b>	33.700	216.1
13	1:56.822	21.140	34.509	23.775	37.398	209.9
14	1:52.955	21.259	34.611	23.691	<b>33.394</b>	217.9

<b>7 BEÑAT FERNÁNDEZ</b> SPA						
FRANDO RACING VHC TEAM HONDA						
1	2:13.267B	25.055	36.421	24.110	47.681	145.9
2	2:22.475	50.000	34.711	23.896	33.868	151.6
3	1:53.835	21.332	34.593	24.003	33.907	209.1
4	2:06.068B	21.360	34.654	23.912	46.142	207.9
5	2:59.242	1:20.557	37.579	24.914	36.192	149.8
6	<b>1:52.934</b>	21.073	34.501	23.785	<b>33.575</b>	215.3
7	1:56.703	21.311	34.524	25.279	35.589	207.9
8	2:08.263B	<b>20.900</b>	35.885	24.310	47.168	215.3
9	14:01.807	...	37.180	24.082	37.593	119.1
10	2:07.378B	20.967	34.790	24.723	46.898	213.6
11	2:34.271B	49.037	34.894	24.209	46.131	151.0
12	2:20.334	47.117	35.058	24.249	33.910	150.6
13	1:53.288	21.359	<b>34.411</b>	<b>23.776</b>	33.742	205.9

<b>47 DODÓ BOGGIO</b> ITA						
ASPAR JUNIOR TEAM HONDA						
1	2:00.544	26.303	35.624	24.370	34.247	118.4
2	1:53.839	21.631	34.550	23.701	33.957	212.8
3	1:55.370	21.889	35.373	24.220	33.888	211.5
4	2:04.692B	21.078	35.135	24.083	44.396	222.3
5	2:14.760	41.552	35.123	24.020	34.065	147.1
6	1:53.325	21.531	34.804	<b>23.593</b>	33.397	209.5
7	1:53.336	21.059	34.487	23.901	33.889	212.8
8	1:53.444	21.394	34.963	23.792	<b>33.295</b>	209.9
9	2:06.558B	<b>20.965</b>	35.618	24.257	45.718	211.1
10	11:40.939	...	35.168	24.156	34.121	150.2
11	1:57.365	21.422	34.798	23.913	37.232	209.1
12	2:07.107B	21.306	34.736	26.376	44.689	213.2
13	2:14.338	41.193	35.359	24.014	33.772	156.4
14	1:53.658	21.308	34.642	23.930	33.778	208.3
15	1:53.335	21.289	34.601	23.755	33.690	208.7
16	<b>1:53.087</b>	21.210	<b>34.485</b>	23.791	33.601	209.1

<b>25 GONZALO PÉREZ</b> SPA						
TEAM LARRESPORT HONDA						
1	2:01.755	27.678	35.737	24.252	34.088	136.2
2	<b>1:53.105</b>	21.073	<b>34.647</b>	<b>23.798</b>	33.587	217.4
3	1:55.095	21.315	35.795	24.287	33.698	216.6
4	<b>1:53.579</b>	20.964	34.842	24.069	33.704	221.0
5	2:10.430B	21.522	36.687	25.340	46.881	206.7
6	7:24.200	5:47.559	39.310	23.837	33.494	149.3
7	2:07.400B	21.090	34.874	24.541	46.895	217.4
8	17:49.699	...	38.911	27.306	40.321	143.1
9	2:03.909	24.903	36.132	24.272	38.602	193.5
10	1:53.272	<b>21.038</b>	34.892	23.903	<b>33.439</b>	214.0

<b>3 VASILIS PANTELEAKIS</b> GRE						
ARTBOX HONDA						
1	2:03.440	28.461	36.441	24.184	34.354	127.2
2	1:53.785	21.138	34.606	24.302	33.739	214.4
3	1:53.537	21				



## European Talent Cup

### FIM JuniorGP - BARCELONA

#### Qualifying 2 - Group A

### Sector Analysis

— Invalidated Lap    ■ Personal Best    ■ Session Best    B Crossing the pit lane

Lap	Time	Sector 1	Sector 2	Sector 3	Sector 4	T.Sp	Lap	Time	Sector 1	Sector 2	Sector 3	Sector 4	T.Sp
5	1:54.689	21.180	35.293	24.143	34.073	215.3	3	1:54.002	21.233	34.741	24.136	<b>33.892</b>	213.6
6	2:07.580B	21.078	34.900	24.325	47.277	217.4	4	1:54.322	21.383	34.840	24.047	34.052	216.1
7	7:27.801	5:53.298	35.573	24.116	34.814	147.7	5	1:54.260	<b>21.138</b>	34.704	24.314	34.104	217.0
8	1:54.581	21.376	34.995	24.158	34.052	210.7	6	1:54.505	21.491	34.670	24.074	34.270	208.7
9	1:54.261	21.293	34.788	24.083	34.097	211.9	7	<b>1:53.876</b>	21.466	<b>34.597</b>	<b>23.906</b>	33.907	214.4
10	2:09.534B	22.067	35.920	24.480	47.067	211.1	8	2:07.001B	21.279	34.790	24.393	46.539	211.5
11	6:53.210	5:16.503	35.706	24.609	36.392	147.1	9	10:05.333	8:28.401	36.301	25.234	35.397	99.1
12	2:08.410B	21.306	35.302	24.305	47.497	212.3	10	1:55.818	21.565	34.933	24.580	34.740	209.9

### 38 MATTEO ROMAN FRA

JEG RACING HONDA

1	2:01.735	27.812	35.540	24.243	34.140	145.9
2	1:53.567	21.370	<b>34.528</b>	<b>23.818</b>	33.851	214.0
3	1:53.910	<b>21.170</b>	35.042	23.928	33.770	217.4
4	2:09.429B	22.062	37.080	24.611	45.676	211.1
5	7:44.009B	5:57.838	35.892	25.419	44.860	103.5
6	14:11.035	...	35.745	24.530	33.909	141.7
7	1:54.643	21.855	34.936	24.035	33.817	202.8
8	1:53.864	21.589	34.608	24.008	33.659	204.4
9	1:53.453	21.404	34.547	23.883	33.619	205.5
10	1:54.606	21.387	35.082	24.586	33.551	206.3
11	<b>1:53.378</b>	21.351	34.630	23.884	<b>33.513</b>	205.9
12	<b>1:53.521</b>	21.187	34.778	24.001	33.555	208.3

### 10 VALENTINO HERRLICH GER

F. KOCH RENNSPORT HONDA

1	2:00.667	25.761	36.495	24.176	34.235	144.0
2	1:53.765	21.251	<b>34.545</b>	<b>23.860</b>	34.109	210.7
3	1:53.785	21.153	34.811	24.174	33.647	212.3
4	1:56.055	21.160	34.776	24.535	35.584	211.5
5	<b>1:53.598</b>	21.020	34.926	23.973	33.679	215.3
6	1:56.505	21.420	34.869	24.733	35.483	210.7
7	1:55.234	21.452	35.737	24.169	33.876	209.5
8	<b>2:06.956B</b>	20.812	34.770	24.170	47.204	214.4
9	<b>15:57.812</b>	...	37.999	25.801	41.398	145.5
10	1:57.241	21.012	34.919	24.773	36.537	220.1
11	1:55.288	21.525	35.210	24.418	34.135	208.7
12	1:56.731	21.714	34.882	24.421	35.714	208.7
13	1:55.325	<b>20.790</b>	34.661	23.953	35.921	220.5
14	1:53.916	21.443	34.899	24.048	<b>33.526</b>	213.2

### 12 ADRIANO DONOSO SPA

TEAM HONDA LAGLISSE HONDA

1	3:16.984	1:43.141	35.586	24.182	34.075	134.2
2	1:53.795	21.263	34.953	23.864	<b>33.715</b>	208.3
3	1:53.668	<b>21.186</b>	34.737	23.864	33.881	209.5
4	<b>1:53.619</b>	21.225	34.754	<b>23.857</b>	33.783	208.7
5	1:53.705	21.282	34.734	23.966	33.723	206.3
6	1:53.991	21.392	34.844	23.953	33.802	203.6
7	1:53.914	21.243	34.790	23.984	33.897	208.7
8	1:53.949	21.290	<b>34.682</b>	23.839	34.138	207.5
9	2:07.927B	21.587	35.421	24.511	46.408	207.1

### 55 HARRISON DESSOY GBR

VISIONTRACK RACING TEAM HONDA

1	2:02.938	28.019	35.882	24.456	34.581	140.8
2	1:54.783	21.253	35.030	24.345	34.155	215.3

### 52 JEREMIASZ WOJCIECHOWSKI POL

KIDZGP BY COVACHA R.T. HONDA

1	2:01.353	26.812	35.559	24.404	34.578	126.1
2	<b>1:53.903</b>	21.182	34.628	24.047	34.046	211.5
3	1:55.393	21.450	35.497	24.301	34.145	217.9
4	1:54.164	21.387	34.793	24.083	33.901	210.7
5	1:56.221	21.186	34.726	24.165	36.144	214.9
6	1:54.041	21.122	34.767	24.021	34.131	215.7
7	2:09.189B	21.377	34.660	23.982	49.170	214.4
8	17:44.790	...	37.574	25.838	46.753	147.7
9	2:02.786	26.292	35.421	25.045	36.028	178.8
10	1:55.816	21.711	35.113	24.801	34.191	208.3
11	1:55.515	21.441	35.258	24.244	34.572	210.3
12	1:56.262	<b>21.120</b>	<b>34.589</b>	<b>23.837</b>	36.716	213.6
13	1:54.923	21.339	35.310	24.474	<b>33.800</b>	216.6

### 29 MASSIMO COPPA ITA

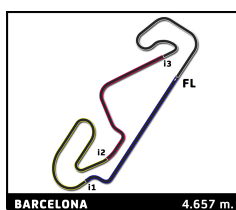
SF RACING HONDA

1	2:08.644	30.485	36.916	25.575	35.668	114.8
2	1:54.133	21.514	34.603	24.049	33.967	211.9
3	1:54.633	21.676	34.944	<b>23.944</b>	34.069	219.6
4	1:54.106	21.278	34.640	24.210	33.978	211.9
5	<b>1:53.987</b>	<b>20.993</b>	34.592	24.007	34.395	215.3
6	1:54.111	21.385	<b>34.552</b>	24.341	<b>33.833</b>	211.9
7	1:54.234	21.060	34.567	24.750	33.857	212.3
8	1:58.801	21.779	36.995	25.972	34.055	209.5
9	2:11.164B	21.307	35.925	24.911	49.021	207.9
10	14:05.300	...	40.806	26.775	35.062	129.6
11	1:54.522	21.466	34.852	24.140	34.064	207.5
12	1:55.943	22.110	35.722	24.201	33.910	207.5
13	2:00.177	24.055	36.072	24.695	35.355	214.0
14	1:55.109	21.606	34.992	24.372	34.139	205.9
15	1:55.256	21.479	34.944	24.462	34.371	206.7

### 19 LADISLAV LÖRINC SVK

FAU55 TEY RACING HONDA

1	2:18.275	40.829	37.152	24.832	35.462	149.8
2	1:57.263	21.668	35.675	24.844	35.076	209.1
3	2:07.355	22.885	44.755	24.707	35.008	206.3
4	2:12.511B	24.180	37.906	25.181	45.244	205.1
5	3:00.116	1:25.385	36.099	24.424	34.208	139.4



## European Talent Cup FIM JuniorGP - BARCELONA Qualifying 2 - Group A

### Sector Analysis

_ Invalidated Lap							■ Personal Best	■ Session Best	B Crossing the pit lane					
Lap	Time	Sector 1	Sector 2	Sector 3	Sector 4	T.Sp	Lap	Time	Sector 1	Sector 2	Sector 3	Sector 4	T.Sp	
6	<b>1:54.813</b>	<b>21.364</b>	<b>34.860</b>	24.458	<b>34.131</b>	214.4	8	<b>1:55.968</b>	21.749	<b>35.205</b>	<b>24.404</b>	34.610	207.5	
7	1:55.622	21.702	35.194	24.405	34.321	210.3	9	1:56.264	21.775	35.495	24.457	<b>34.537</b>	205.9	
8	1:55.975	21.509	34.973	<b>24.346</b>	35.147	210.3	10	2:10.019B	22.202	35.811	24.990	47.016	206.3	
9	1:56.397	21.939	35.236	24.722	34.500	206.3	11	12:03.765	...	37.676	25.039	35.350	114.8	
10	2:09.413B	21.860	35.804	25.176	46.573	205.5	12	1:57.169	21.990	35.430	24.751	34.998	204.4	
11	8:35.425	6:49.768	44.218	25.659	35.780	103.4	13	1:56.525	<b>21.375</b>	35.510	24.769	34.871	215.7	
12	2:05.342	22.204	37.188	25.954	39.996	203.6	14	1:56.425	21.507	35.504	24.617	34.797	212.8	
13	2:36.290	28.346	52.186	39.596	36.162	202.8								
14	2:34.847	22.045	36.878	38.120	57.804	207.5								
15	1:57.786	22.216	35.642	24.998	34.930	202.1								
16	1:57.647	22.102	36.419	24.870	34.256	202.5								
<b>77</b>	<b>LEANDRO QUINTANS</b>					FRA								
	TEAM LARRESPORT					HONDA								
1	2:03.752	27.952	36.363	24.702	34.735	130.5								
2	1:55.591	<b>21.313</b>	35.299	24.558	34.421	217.4								
3	1:55.342	21.465	<b>35.053</b>	24.404	34.420	214.9								
4	1:55.422	21.516	35.177	24.519	<b>34.210</b>	212.3								
5	<b>1:55.330</b>	21.313	35.294	<b>24.298</b>	34.425	215.7								
6	1:56.701	21.457	35.937	24.624	34.683	211.9								
7	2:09.762B	21.604	35.419	24.522	48.217	210.3								
8	7:18.780	5:36.219	42.070	25.654	34.837	98.7								
9	1:56.190	21.757	35.412	24.525	34.496	207.1								
10	2:09.511B	21.512	36.293	24.693	47.013	205.9								
11	6:55.928	5:19.793	36.746	24.666	34.723	138.9								
12	1:55.968	21.623	35.414	24.391	34.540	208.7								
13	1:55.756	21.687	35.265	24.446	34.358	207.9								
14	1:55.908	21.674	35.270	24.462	34.502	207.1								
15	<b>1:56.674</b>	21.338	35.842	24.628	34.866	208.3								
16	1:55.991	21.778	35.430	24.462	34.321	207.5								
<b>8</b>	<b>JONA EISENKOLB</b>					GER								
	F. KOCH RENNSPORT					HONDA								
1	2:03.431	27.321	36.444	24.767	34.899	144.4								
2	1:56.164	21.750	35.464	24.541	34.409	209.9								
3	1:56.009	21.854	35.280	24.596	34.279	205.1								
4	<b>1:55.712</b>	21.850	<b>35.194</b>	24.414	34.254	206.7								
5	2:08.279B	22.143	35.204	24.442	46.490	209.5								
6	7:28.289	5:51.900	36.260	25.205	34.924	145.7								
7	1:58.997	22.400	36.927	25.013	34.657	198.0								
8	2:10.071B	22.539	36.259	25.074	46.199	198.8								
9	9:57.374	8:20.246	36.125	24.661	36.342	145.2								
10	1:57.599	<b>21.710</b>	35.322	24.647	35.920	209.5								
11	1:55.940	21.960	35.241	24.495	<b>34.244</b>	204.7								
12	1:56.566	22.029	35.320	<b>24.327</b>	34.890	204.0								
13	1:57.005	21.967	35.652	24.865	34.521	201.7								
14	2:10.083B	22.322	36.578	24.589	46.594	201.3								
<b>16</b>	<b>MAX SÁNCHEZ</b>					SPA								
	SUPERHUGO44 TEAM					HONDA								
1	2:04.840	28.788	36.704	24.599	34.749	116.0								
2	<b>1:56.606</b>	21.802	35.571	24.561	34.672	209.1								
3	<b>1:55.980</b>	21.700	35.432	24.419	34.429	205.9								
4	<b>1:56.113</b>	21.477	35.606	24.612	34.418	215.3								
5	<b>1:55.978</b>	<b>21.435</b>	<b>35.383</b>	<b>24.592</b>	34.568	211.1								
6	<b>2:13.128B</b>	22.034	37.297	25.202	48.595	204.0								
7	12:15.630	...	37.123	25.135	35.040	144.2								
8	1:57.363	22.186	35.624	24.700	34.853	201.7								
9	1:57.116	22.066	35.592	24.734	34.724	201.7								
10	1:57.266	22.134	35.584	24.662	34.886	201.0								
11	1:59.278	21.702	37.418	24.975	35.183	201.3								
12	2:11.061B	22.041	35.690	24.819	48.511	205.5								
13	<b>3:15.978</b>	1:40.882	35.646	24.680	34.770	143.8								
14	1:57.223	21.969	35.731	24.712	34.811	204.4								
15	1:56.782	21.876	35.569	24.805	<b>34.532</b>	204.0								
<b>34</b>	<b>BRITANNI BELLADONA VACCARINC</b>					USA								
	FRANCO RACING VHC TEAM					HONDA								
1	2:01.202	25.076	36.636	24.853	34.637	139.6								
2	1:56.896	22.121	35.489	24.772	34.514	213.2								
3	1:56.486	<b>21.644</b>	35.607	24.683	34.552	213.2								
4	1:56.596	21.826	35.442	24.781	34.547	210.7								
5	<b>1:56.308</b>	21.851	<b>35.418</b>	<b>24.656</b>	34.383	213.6								
6	1:57.885	21.980	36.004	25.521	<b>34.380</b>	204.7								
7	2:09.182B	21.949	35.616	24.718	46.899	205.5								
8	19:29.267	...	37.071	25.183	35.026	141.4								
9	1:58.257	22.346	36.197	24.893	34.821	200.6								
10	1:58.542	22.450	36.094	24.964	35.034	200.6								
11	1:56.793	21.840	35.527	24.707	34.719	207.9								
12	1:58.154	22.313	36.627	24.726	34.488	199.9								
<b>32</b>	<b>PANDU PADMOGANI</b>					INA								
	SF RACING					HONDA								
1	8:51.135	7:03.783	40.518	27.740	39.094	75.4								
2	2:10.325	25.020	<b>39.170</b>	<b>27.194</b>	38.941	193.5								
3	<b>2:10.173</b>	<b>24.397</b>	39.312	27.668	<b>38.796</b>	194.8								
4	2:21.031B	24.618	39.540	27.963	48.910	195.5								
<b>88</b>	<b>MOHAMMED ABDALAZIZ BINLADII</b>					SAU								
	LIQUI MOLY HUSQVARNA INTACT GI					HONDA								
1	2:05.839	29.644	36.185	24.724	35.286	133.1								
2	1:56.808	21.613	35.629	24.729	34.837	216.1								
3	1:56.279	21.661	35.456	24.503	34.659	219.2								
4	2:07.847B	21.653	35.305	24.637	46.252	212.3								
5	5:19.151	3:42.126	36.735	25.036	35.254	110.6								
6	1:57.036	21.971	35.647	24.596	34.822	205.5								
7	1:57.912	22.160	35.919	24.749	35.084	204.0								