

European Talent Cup

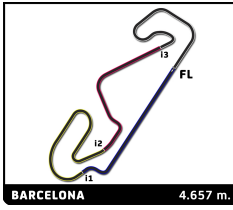
FIM JuniorGP - BARCELONA

Race

Sector Analysis

— Invalidated Lap ■ Personal Best ■ Session Best B Crossing the pit lane

Lap	Time	Sector 1	Sector 2	Sector 3	Sector 4	T.Sp	Lap	Time	Sector 1	Sector 2	Sector 3	Sector 4	T.Sp
1	GUIDO PINI					ITA	4	1:51.815	20.722	34.192	23.582	33.319	222.3
	AC RACING TEAM					HONDA	5	1:51.650	20.521	34.091	23.672	33.366	225.1
1	1:56.999	25.160	35.054	23.489	33.296		6	1:51.956	20.680	34.343	23.685	33.248	221.9
2	1:51.599	20.580	34.388	23.583	33.048	222.8	7	1:52.095	20.799	34.299	23.534	33.463	224.2
3	1:52.209	20.941	34.385	23.617	33.266	221.9	8	1:52.279	20.921	34.468	23.445	33.445	222.8
4	1:52.263	20.918	34.322	23.638	33.385	217.9	9	1:53.074	21.463	34.551	23.612	33.448	215.7
5	1:51.816	21.059	34.072	23.620	33.065	223.2	10	1:52.882	21.425	34.387	23.629	33.441	212.8
6	1:52.228	20.685	34.681	23.617	33.245	219.6	11	1:52.684	21.192	34.299	23.587	33.606	212.3
7	1:52.587	21.343	34.227	23.392	33.625	211.9	12	1:52.946	21.153	34.520	23.865	33.408	213.2
8	1:52.407	20.774	34.415	23.541	33.677	220.1	13	1:53.051	20.873	34.773	23.786	33.619	219.6
9	1:53.027	21.145	34.564	23.754	33.564	214.4	14	1:53.317	21.554	34.293	23.658	33.812	208.3
10	1:53.083	21.616	34.303	23.706	33.458	205.9	97	MARCO MORELLI					ARG
11	1:52.463	20.891	34.329	23.640	33.603	213.2		VISIONTRACK RACING TEAM					HONDA
12	1:53.063	21.529	34.642	23.582	33.310	209.5	1	1:58.168	25.935	34.658	23.633	33.942	
13	1:53.188	20.955	34.908	23.777	33.548	221.9	2	1:52.124	21.159	34.185	23.540	33.240	219.2
14	1:52.175	20.887	34.166	23.455	33.667	212.3	3	1:51.699	20.810	34.141	23.679	33.069	227.0
67	CASEY O'GORMAN					IRL	4	1:52.206	20.677	34.185	24.059	33.285	224.2
	SUPERHUGO44 TEAM					HONDA	5	1:51.360	20.689	34.036	23.553	33.082	227.0
1	1:56.383	25.360	34.303	23.586	33.134		6	1:52.912	20.860	34.984	23.778	33.290	223.7
2	1:52.175	21.251	34.211	23.658	33.055	214.0	7	1:52.047	20.871	34.304	23.471	33.401	222.3
3	1:52.466	21.118	34.430	23.535	33.383	220.1	8	1:52.802	20.837	35.072	23.664	33.229	224.6
4	1:51.659	20.787	34.082	23.578	33.212	226.0	9	1:52.631	20.825	34.730	23.792	33.284	220.1
5	1:51.765	20.791	34.155	23.632	33.187	219.6	10	1:52.752	21.253	34.487	23.706	33.306	224.2
6	1:52.557	21.378	34.338	23.492	33.349	217.4	11	1:52.748	21.230	34.487	23.695	33.336	221.0
7	1:52.509	20.991	34.344	23.628	33.546	212.3	12	1:53.116	21.127	34.792	23.719	33.478	223.2
8	1:52.719	21.027	34.478	23.620	33.594	217.4	13	1:52.896	20.980	34.440	23.931	33.545	220.5
9	1:53.049	21.260	34.451	23.636	33.702	217.9	14	1:52.832	21.092	34.376	23.423	33.941	219.6
10	1:52.829	21.114	34.502	23.714	33.499	212.3	24	GUILLEM PLANQUES					FRA
11	1:52.967	21.348	34.422	23.592	33.605	213.6		FIRST BIKE ACADEMY					HONDA
12	1:52.916	20.928	34.692	23.753	33.543	221.9	1	1:56.915	25.643	34.658	23.437	33.177	
13	1:52.628	20.762	34.346	23.810	33.710	226.0	2	1:52.006	20.893	34.149	23.712	33.252	219.6
14	1:52.791	21.574	34.319	23.424	33.474	209.5	3	1:51.969	20.856	34.198	23.587	33.328	225.1
21	RUCHÉ MOODLEY					RSA	4	1:52.355	21.087	34.212	23.613	33.443	220.5
	FINETWORK MIR JUNIOR TEAM					HONDA	5	1:51.719	20.791	34.181	23.477	33.270	221.4
1	1:56.821	25.563	34.439	23.522	33.297		6	1:52.107	20.996	34.279	23.461	33.371	221.0
2	1:51.965	21.112	34.135	23.662	33.056	219.6	7	1:52.581	21.145	34.377	23.526	33.533	211.5
3	1:51.680	20.527	34.054	23.678	33.421	227.0	8	1:52.808	21.228	34.464	23.418	33.698	215.3
4	1:53.175	21.647	34.454	23.629	33.445	213.2	9	1:53.028	21.238	34.629	23.595	33.566	214.4
5	1:51.470	20.767	34.041	23.476	33.186	225.1	10	1:52.679	20.835	34.649	23.762	33.433	219.6
6	1:52.350	20.289	35.323	23.643	33.095	227.9	11	1:52.977	21.524	34.429	23.619	33.405	212.3
7	1:51.914	20.462	34.259	23.703	33.490	218.8	12	1:52.911	21.084	34.729	23.672	33.426	219.6
8	1:53.352	21.814	34.668	23.446	33.424	211.9	13	1:52.601	20.841	34.303	23.811	33.646	222.3
9	1:52.912	20.769	35.014	23.609	33.520	226.0	14	1:54.124	21.746	34.280	23.399	34.699	204.4
10	1:52.691	21.226	34.429	23.686	33.350	223.7	70	KRISTIAN DANIEL					USA
11	1:52.281	20.608	34.293	23.781	33.599	217.4		MRE TALENT					HONDA
12	1:53.742	21.824	34.681	23.800	33.437	213.2	1	1:59.993	27.183	35.206	23.900	33.704	
13	1:52.887	21.055	34.383	23.897	33.552	223.2	2	1:52.021	20.749	34.221	23.681	33.370	223.7
14	1:52.195	20.956	34.148	23.473	33.618	221.4	3	1:51.995	20.739	34.344	23.453	33.459	224.6
22	JESÚS TORRES					SPA	4	1:51.792	20.509	34.203	23.574	33.506	222.8
	CUNA DE CAMPEONES					HONDA	5	1:52.698	20.901	34.347	23.880	33.570	217.4
1	1:58.135	25.984	34.743	23.566	33.842		6	1:53.722	20.827	34.664	23.932	34.299	217.9
2	1:52.118	20.972	34.298	23.571	33.277	217.4	7	1:52.648	20.666	34.506	23.783	33.693	220.5
3	1:52.073	20.743	34.166	23.875	33.289	227.0	8	1:52.934	20.912	34.568	23.578	33.876	213.6
							9	1:53.303	21.177	34.542	24.074	33.510	211.9



European Talent Cup
FIM JuniorGP - BARCELONA
Race
Sector Analysis

— Invalidated Lap ■ Personal Best ■ Session Best B Crossing the pit lane

Lap	Time	Sector 1	Sector 2	Sector 3	Sector 4	T.Spd
10	1:53.232	20.938	34.795	23.758	33.741	214.0
11	1:52.940	21.351	34.285	23.691	33.613	211.1
12	1:53.300	20.957	34.716	23.907	33.720	214.4
13	1:52.948	21.067	34.480	23.634	33.767	212.8
14	1:53.429	21.324	34.943	23.564	33.598	209.5

12 **ADRIANO DONOSO** SPA
TEAM HONDA LAGLISSE HONDA

1	2:00.484	26.924	35.450	24.218	33.892	
2	1:52.441	20.926	34.416	23.555	33.544	222.3
3	1:51.675	20.589	34.140	23.498	33.448	224.6
4	1:52.492	20.778	34.379	23.571	33.764	223.2
5	1:51.817	20.573	34.278	23.530	33.436	227.0
6	1:53.109	20.770	34.534	23.831	33.974	223.7
7	1:53.054	21.099	34.818	23.648	33.489	214.4
8	1:52.758	20.641	34.457	23.829	33.831	216.6
9	1:53.264	20.949	34.754	24.007	33.554	214.9
10	1:53.269	21.108	34.534	23.885	33.742	214.9
11	1:52.916	20.889	34.477	23.925	33.625	215.3
12	1:53.632	21.116	34.953	23.941	33.622	214.0
13	1:52.577	20.464	34.594	23.775	33.744	221.0
14	1:53.449	21.294	34.715	23.716	33.724	211.1

7 **BEÑAT FERNÁNDEZ** SPA
FRANDO RACING VHC TEAM HONDA

1	1:59.133	26.567	34.941	23.852	33.773	
2	1:52.452	20.868	34.457	23.890	33.237	213.2
3	1:52.669	21.034	34.589	23.531	33.515	214.4
4	1:52.886	20.880	34.789	23.565	33.652	214.9
5	1:52.034	20.796	34.344	23.619	33.275	213.6
6	1:52.894	20.773	34.658	23.702	33.761	213.6
7	1:52.878	21.106	34.514	23.681	33.577	213.2
8	1:52.959	21.193	34.552	23.485	33.729	214.4
9	1:54.370	21.215	34.745	24.176	34.234	211.1
10	1:52.469	20.754	34.475	23.803	33.437	214.4
11	1:52.875	21.216	34.529	23.719	33.411	212.8
12	1:53.152	21.074	34.628	23.716	33.734	213.6
13	1:52.821	20.976	34.656	23.655	33.534	215.3
14	1:53.459	21.069	34.954	23.699	33.737	213.2

31 **GIULIO PUGLIESE** ITA
AC RACING TEAM HONDA

1	1:59.728	26.783	35.234	23.697	34.014	
2	1:52.519	20.903	34.463	23.589	33.564	223.2
3	1:52.255	20.851	34.395	23.609	33.400	224.6
4	1:52.214	20.797	34.208	23.592	33.617	225.1
5	1:52.110	20.878	34.264	23.543	33.425	221.9
6	1:53.089	20.977	34.589	23.734	33.789	220.5
7	1:52.935	20.890	34.491	23.833	33.721	217.0
8	1:53.205	21.146	34.590	23.563	33.906	214.4
9	1:54.133	21.025	34.636	24.248	34.224	220.5
10	1:52.701	20.771	34.467	23.939	33.524	221.0
11	1:53.076	20.952	34.543	23.821	33.760	218.8
12	1:53.056	21.034	34.580	23.854	33.588	221.4
13	1:52.712	20.534	35.037	23.682	33.459	222.3
14	1:53.361	21.356	34.614	23.867	33.524	214.4

43 **AMANUEL BRINTON** GBR
TEAM ESTRELLA GALICIA 0,0 HONDA

1	1:58.927	26.028	34.753	23.629	34.517	
2	1:52.131	20.785	34.199	23.706	33.441	224.6
3	1:52.413	21.289	34.389	23.597	33.138	215.3
4	1:52.350	20.810	34.387	23.751	33.402	219.2
5	1:52.751	21.113	34.436	23.649	33.553	215.7
6	1:53.567	21.010	34.959	23.660	33.938	219.6
7	1:53.150	21.159	34.857	23.650	33.484	214.4
8	1:52.577	20.988	34.504	23.429	33.656	219.2
9	1:53.362	21.350	34.599	23.994	33.419	211.9
10	1:53.251	21.117	34.613	23.713	33.808	217.4
11	1:52.876	21.146	34.448	23.672	33.610	214.9
12	1:53.326	21.499	34.543	23.677	33.607	211.5
13	1:52.911	21.219	34.429	23.536	33.727	214.9
14	1:53.591	21.370	34.979	23.936	33.306	214.4

71 **HAMAD KHAMIS AL-SAHOUTI** QAT
TEAM IMPALA HONDA

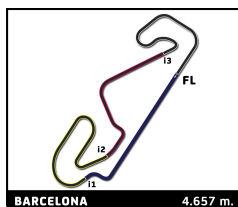
1	2:01.277	27.741	34.957	24.361	34.218	
2	1:52.344	20.771	34.271	23.607	33.695	225.6
3	1:52.679	20.821	34.332	23.981	33.545	227.0
4	1:52.583	20.864	34.565	23.607	33.547	223.2
5	1:52.476	20.781	34.318	23.901	33.476	222.3
6	1:52.354	20.683	34.484	23.696	33.491	221.9
7	1:52.224	20.831	34.365	23.562	33.466	220.1
8	1:52.596	20.920	34.456	23.619	33.601	222.8
9	1:53.519	21.149	34.498	23.861	34.011	219.6
10	1:52.569	20.779	34.403	23.636	33.751	221.0
11	1:52.897	20.895	34.665	23.650	33.687	217.4
12	1:52.998	21.110	34.436	23.728	33.724	216.6
13	1:53.636	21.834	34.957	23.490	33.355	212.3
14	1:53.333	21.138	34.689	23.762	33.744	221.9

14 **EDU GUTIÉRREZ** SPA
ARTBOX HONDA

1	1:59.929	27.180	35.111	23.693	33.945	
2	1:52.280	21.040	34.377	23.513	33.350	220.5
3	1:52.215	20.738	34.389	23.531	33.557	226.5
4	1:52.424	20.654	34.618	23.539	33.613	225.1
5	1:51.939	20.650	34.206	23.645	33.438	222.8
6	1:53.205	20.692	34.600	23.968	33.945	223.2
7	1:53.214	21.021	34.856	23.721	33.616	218.8
8	1:53.295	21.079	34.758	23.695	33.763	219.2
9	1:53.116	20.941	34.570	23.977	33.628	221.0
10	1:53.065	20.968	34.542	23.776	33.779	216.6
11	1:53.529	21.335	34.593	23.753	33.848	214.0
12	1:53.047	20.903	34.571	23.922	33.651	219.6
13	1:53.283	21.107	34.604	23.842	33.730	214.9
14	1:53.198	20.917	34.720	23.839	33.722	215.7

3 **VASILIS PANTELEAKIS** GRE
ARTBOX HONDA

1	2:00.173	26.936	35.410	24.131	33.696	
2	1:53.023	21.129	34.483	23.860	33.551	222.8
3	1:52.535	20.914	34.243	23.784	33.594	224.2



European Talent Cup

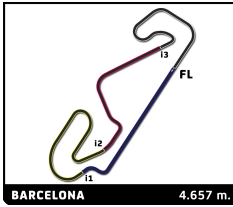
FIM JuniorGP - BARCELONA

Race

Sector Analysis

--- Invalidated Lap ■ Personal Best ■ Session Best B Crossing the pit lane

Lap	Time	Sector 1	Sector 2	Sector 3	Sector 4	T.Sp	Lap	Time	Sector 1	Sector 2	Sector 3	Sector 4	T.Sp
4	1:52.547	20.833	34.300	23.872	33.542	219.2	10	1:53.644	21.052	34.725	24.203	33.664	215.7
5	1:53.004	21.167	34.406	23.980	33.451	214.0	11	1:54.334	21.568	34.671	24.262	33.833	209.1
6	1:52.592	20.963	34.479	23.723	33.427	218.3	12	1:53.637	21.591	34.786	24.014	33.246	209.1
7	1:52.562	20.882	34.536	23.782	33.362	219.6	13	1:52.537	20.981	34.453	23.693	33.410	216.6
8	1:52.523	20.918	34.350	23.771	33.484	217.4	14	1:53.123	21.102	34.491	23.869	33.661	211.5
9	1:53.487	20.944	34.528	23.880	34.135	218.3	20 OWEN VAN TRIGT NED						
10	1:52.575	20.857	34.451	23.893	33.374	220.5	AGR TEAM HONDA						
11	1:53.258	21.149	34.621	23.693	33.795	221.0	1	2:01.085	27.003	35.500	24.593	33.989	
12	1:53.051	20.975	34.651	23.759	33.666	217.9	2	1:52.900	21.140	34.477	23.782	33.501	217.9
13	1:53.596	21.167	34.785	23.783	33.861	214.9	3	1:52.681	20.957	34.503	23.823	33.398	220.1
14	1:53.338	21.183	34.605	23.901	33.649	214.0	4	1:52.523	20.964	34.458	23.747	33.354	219.6
54 JESÚS RIOS SPA													
MRE TALENT HONDA													
1	1:56.356	25.254	34.240	23.572	33.290		5	1:52.742	21.038	34.601	23.781	33.322	224.6
2	1:51.836	21.050	33.965	23.285	33.536	214.9	6	1:54.462	21.280	35.780	23.889	33.513	216.6
3	1:52.407	21.197	34.218	23.522	33.470	214.4	7	1:53.334	21.196	34.614	23.938	33.586	215.7
4	1:52.059	20.798	34.404	23.574	33.283	217.9	8	1:53.424	21.284	34.816	23.769	33.555	212.8
5	1:51.873	21.070	34.102	23.523	33.178	218.3	9	1:53.452	21.130	34.894	23.739	33.689	212.3
6	1:52.402	20.804	34.300	23.821	33.477	215.3	10	1:54.074	21.520	34.691	24.109	33.754	215.3
7	1:52.621	21.574	34.355	23.317	33.375	214.4	11	1:53.979	21.066	34.807	24.173	33.933	214.9
8	1:52.496	20.793	34.398	23.697	33.608	217.0	12	1:54.642	22.305	34.733	23.866	33.738	211.1
9	1:53.300	21.630	34.335	23.512	33.823	212.3	13	1:53.284	20.939	34.652	23.805	33.888	218.3
10	1:52.622	20.726	34.552	23.887	33.457	216.6	14	1:53.466	21.060	34.697	23.927	33.782	211.9
11	1:52.988	21.793	34.231	23.438	33.526	217.9	10 VALENTINO HERRLICH GER						
12	1:52.579	20.942	34.722	23.696	33.219	219.6	F. KOCH RENNSPORT HONDA						
13	1:53.274	20.951	34.959	23.783	33.581	216.6	1	2:00.665	27.111	35.483	24.273	33.798	
14	2:04.566	20.896	34.215	23.533	45.922	213.2	2	1:52.665	20.895	34.471	23.635	33.664	221.4
51 BRIAN URIARTE SPA													
TEAM ESTRELLA GALICIA 0,0 HONDA													
1	1:55.880	24.973	34.250	23.488	33.169		3	1:52.859	20.871	34.402	24.066	33.520	223.2
2	1:52.453	21.124	34.054	23.537	33.738	210.3	4	1:52.952	20.786	34.485	23.895	33.786	224.6
3	1:52.333	20.812	34.601	23.588	33.332	216.6	5	1:53.505	20.956	35.074	23.958	33.517	224.2
4	1:52.116	20.658	34.522	23.730	33.206	219.6	6	1:52.854	20.961	34.580	23.949	33.364	217.9
5	1:51.642	20.781	34.173	23.550	33.138	219.2	7	1:54.185	20.461	35.399	24.104	34.221	218.8
6	2:10.772	21.313	50.415	25.136	33.908	214.0	8	1:53.413	21.179	34.711	23.857	33.666	214.0
7	1:52.340	21.089	34.306	23.646	33.299	211.1	9	1:53.695	21.445	34.894	23.846	33.510	210.7
8	1:52.163	20.965	34.400	23.600	33.198	211.1	10	1:53.752	20.965	34.702	24.352	33.733	215.7
9	1:52.064	20.934	34.249	23.606	33.275	212.3	11	1:54.265	21.117	34.835	24.487	33.826	213.2
10	1:51.988	20.950	34.192	23.600	33.246	214.9	12	1:54.189	21.705	35.016	23.736	33.732	211.5
11	1:51.512	20.845	34.028	23.678	32.961	216.6	13	1:53.429	20.923	34.716	23.916	33.874	219.6
12	1:52.863	21.546	34.419	23.747	33.151	222.3	14	1:54.461	21.433	34.870	24.153	34.005	207.5
13	1:51.780	20.937	34.178	23.531	33.134	211.9	41 YVONNE CERPA SPA						
14	1:52.303	20.966	34.188	23.535	33.614	210.7	TEAM HONDA LAGLISSE HONDA						
13 HAKIM DANISH MAL													
MONLAU MOTUL HONDA													
1	1:59.832	26.544	35.605	23.902	33.781		1	1:59.580	26.138	35.228	24.040	34.174	
2	1:52.979	21.017	34.636	23.943	33.383	223.2	2	1:53.521	20.884	34.924	23.987	33.726	224.2
3	1:52.219	21.100	34.146	23.752	33.221	220.1	3	1:52.920	20.724	34.588	24.088	33.590	225.1
4	1:52.329	20.879	34.233	23.532	33.685	220.1	4	1:53.006	20.956	34.579	23.746	33.725	223.2
5	1:52.343	20.793	34.259	23.610	33.681	223.2	5	1:52.731	20.891	34.477	23.941	33.422	223.2
6	1:55.039	23.111	34.825	23.776	33.327	216.1	6	1:53.531	21.271	34.754	23.870	33.636	217.4
7	1:52.699	20.891	34.363	23.784	33.661	216.1	7	1:54.288	21.046	34.575	24.393	34.274	216.1
8	1:55.619	22.961	34.923	23.905	33.830	214.0	8	1:53.685	21.433	34.899	23.805	33.548	211.9
9	1:53.677	21.663	34.584	23.903	33.527	211.5	9	1:53.297	21.060	34.645	23.877	33.715	214.9



European Talent Cup

FIM JuniorGP - BARCELONA

Race

Sector Analysis

— Invalidated Lap ■ Personal Best ■ Session Best B Crossing the pit lane

Lap	Time	Sector 1	Sector 2	Sector 3	Sector 4	T.Sp	Lap	Time	Sector 1	Sector 2	Sector 3	Sector 4	T.Sp
18 EDOARDO BERTOLA ITA							6	1:52.755	21.766	34.296	23.432	33.261	212.3
AC RACING TEAM HONDA							7	1:53.047	21.711	34.459	23.567	33.310	209.1
1	1:58.752	26.502	34.767	23.751	33.732		8	1:52.234	20.890	34.367	23.510	33.467	225.1
2	1:52.775	20.877	34.781	23.783	33.334	221.4	9	1:53.067	21.486	34.668	23.457	33.456	215.3
3	1:52.553	21.002	34.429	23.568	33.554	221.4	10	1:52.439	20.978	34.271	23.633	33.557	217.0
4	1:52.817	20.746	34.517	23.729	33.825	217.4	11	1:53.197	21.660	34.581	23.614	33.342	213.2
5	1:52.865	20.930	34.383	23.659	33.893	221.4	12	1:52.273	20.613	34.735	23.665	33.260	224.2
6	1:52.649	20.921	34.457	23.707	33.564	217.9	13	1:53.539	21.498	34.543	23.857	33.641	214.4
7	1:52.991	21.020	34.653	23.693	33.625	221.4							
8	1:52.925	21.000	34.508	23.639	33.778	221.4	27 RICO SALMELA FIN						
9	1:57.262	23.593	35.589	24.066	34.014	217.0	TEAM ESTRELLA GALICIA 0,0 HONDA						
10	1:56.834	23.682	35.310	24.058	33.784	211.1	1	1:55.856	24.887	34.163	23.565	33.241	
11	1:53.514	21.205	34.737	24.020	33.552	213.2	2	1:52.403	21.314	34.011	23.498	33.580	208.7
12	2:07.856B	21.545	34.848	24.201	47.262	209.5	3	1:52.488	21.416	34.205	23.616	33.251	211.5
13	2:13.417	39.886	35.281	24.219	34.031	163.5	4	1:52.400	21.234	34.289	23.452	33.425	213.2
14	1:55.209	21.593	35.395	24.123	34.098	205.9	5	1:51.512	20.787	34.036	23.525	33.164	219.6
26 PAU ALSINA SPA							6	1:52.301	21.254	34.129	23.489	33.429	214.0
ARTBOX HONDA							7	1:52.965	21.927	34.133	23.453	33.452	207.9
1	1:56.682	25.466	34.362	23.550	33.304		8	1:52.451	21.040	34.471	23.505	33.435	224.2
2	1:52.352	21.297	34.298	23.514	33.243	217.0	9	1:53.457	21.684	34.741	23.477	33.555	214.0
3	1:52.220	20.839	34.542	23.581	33.258	226.5	10	1:52.602	21.174	34.518	23.531	33.379	224.2
4	1:52.181	20.844	34.394	23.566	33.377	223.7	11	1:52.393	20.927	34.331	23.498	33.637	215.7
5	1:52.058	20.792	34.450	23.703	33.113	224.2	12	1:53.121	21.275	34.528	23.713	33.605	218.3
6	1:52.505	20.871	34.618	23.691	33.325	223.2	13	1:53.163	21.231	34.546	23.811	33.575	218.3
7	1:52.455	21.050	34.482	23.501	33.422	221.9							
8	4:12.695	20.827	2:47.222	27.369	37.277	224.2	95 LEONARDO ZANNI ITA						
9	2:02.014	22.981	37.393	25.374	36.266	197.7	FINETWORK MIR JUNIOR TEAM HONDA						
10	2:01.908	23.373	37.228	25.217	36.090	189.7	1	1:58.511	26.441	34.410	23.723	33.937	
11	2:00.339	22.758	36.529	25.162	35.890	195.9	2	1:51.585	20.497	34.091	23.693	33.304	225.6
12	2:01.997	22.630	36.749	25.054	37.564	197.3	3	1:51.622	20.777	34.109	23.584	33.152	221.9
13	2:04.085	23.332	37.257	26.525	36.971	189.1	4	1:52.181	20.790	34.212	23.931	33.248	226.0
47 DODÓ BOGGIO ITA							5	1:51.409	20.646	34.046	23.499	33.218	225.6
ASPAR JUNIOR TEAM HONDA							6	1:52.021	20.915	34.397	23.474	33.235	225.1
1	1:59.572	26.989	35.147	23.551	33.885		7	1:52.711	21.650	34.197	23.496	33.368	209.5
2	1:51.893	20.935	34.165	23.580	33.213	222.8							
3	1:51.941	20.797	34.203	23.627	33.314	224.2	50 CARTER THOMPSON AUS						
4	1:51.399	20.732	34.146	23.468	33.053	220.1	AGR TEAM HONDA						
5	1:50.995	20.605	33.860	23.390	33.140	221.4	1	1:57.274	25.757	34.538	23.759	33.220	
6	1:51.797	20.769	34.332	23.590	33.106	224.2	2	1:52.134	20.798	34.337	23.690	33.309	219.2
7	1:51.876	20.480	34.328	23.610	33.458	223.7	3	1:52.071	20.712	34.398	23.524	33.437	221.4
8	1:52.848	21.247	34.353	23.575	33.673	211.9	4	1:52.862	20.810	34.355	24.473	33.224	223.2
9	1:52.861	21.520	34.343	23.603	33.395	214.4	5	1:51.617	20.732	34.111	23.484	33.290	225.6
10	1:53.387	21.771	34.528	23.716	33.372	207.5	6	1:52.441	20.796	34.647	23.734	33.264	221.0
11	1:52.353	21.038	34.144	23.569	33.602	223.2	7	1:52.268	21.013	34.296	23.700	33.259	219.2
12	1:52.951	21.220	34.672	23.693	33.366	215.3							
13	1:52.988	21.191	34.610	23.746	33.441	217.4							
28 MÁXIMO QUILES SPA													
ASPAR JUNIOR TEAM HONDA													
1	1:58.392	26.847	34.609	23.531	33.405								
2	1:50.848	20.486	33.929	23.305	33.128	223.2							
3	1:51.896	20.854	34.323	23.451	33.268	229.9							
4	1:51.494	20.544	34.060	23.597	33.293	225.1							
5	1:51.855	20.797	34.093	23.613	33.352	217.9							