

JuniorGP

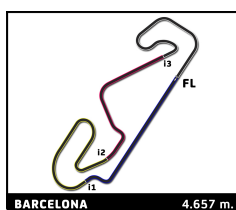
FIM JuniorGP - BARCELONA

Free Practice 1

Sector Analysis

— Invalidated Lap ■ Personal Best ■ Session Best B Crossing the pit lane

Lap	Time	Sector 1	Sector 2	Sector 3	Sector 4	T.Spd	Lap	Time	Sector 1	Sector 2	Sector 3	Sector 4	T.Spd	
23	ELIA BARTOLINI						ITA	17	1:50.594	20.261	33.952	23.136	33.245	237.4
	TEAM ESTRELLA GALICIA 0,0						HONDA	18	1:50.723	20.481	33.877	23.159	33.206	229.4
1	2:41.626	1:06.494	37.165	23.995	33.972	171.5								
2	1:51.923	20.205	34.499	23.564	33.655	237.9								
3	1:52.433	20.631	34.667	23.251	33.884	229.4								
4	1:51.688	20.132	34.339	23.467	33.750	237.9								
5	2:05.670B	21.672	34.804	23.264	45.930	215.3								
6	5:57.527B	4:00.392	36.406	28.029	52.700	146.3								
7	6:48.664	5:09.970	39.988	24.569	34.137	115.8								
8	1:50.553	20.412	33.903	23.126	33.112	237.9								
9	1:49.694	20.042	33.626	22.956	33.070	234.8								
10	1:50.467	20.135	33.846	23.084	33.402	229.9								
11	2:07.711B	21.379	36.663	24.341	45.328	218.8								
12	6:00.440	4:28.400	34.934	23.467	33.639	161.5								
13	1:52.544	20.519	34.862	23.443	33.720	227.9								
14	1:51.405	20.514	34.275	23.080	33.536	227.9								
12	JACOB ROULSTONE						AUS	17	1:50.594	20.261	33.952	23.136	33.245	237.4
	ASPAR JUNIOR TEAM						GASGAS	18	1:50.723	20.481	33.877	23.159	33.206	229.4
1	2:13.882	35.619	37.480	24.105	36.678	147.9								
2	1:52.858	20.942	34.674	23.385	33.857	228.4								
3	1:51.932	20.679	34.328	23.276	33.649	229.9								
4	1:53.789	20.483	34.478	24.655	34.173	233.8								
5	1:52.363	20.785	34.588	23.412	33.578	227.4								
6	2:06.767B	20.718	35.029	24.486	46.534	228.9								
7	11:16.349	9:36.287	41.174	24.980	33.908	77.8								
8	1:50.847	20.480	33.791	23.100	33.476	230.8								
9	1:50.247	20.375	33.879	22.953	33.040	231.8								
10	1:49.853	20.247	33.702	22.946	32.958	231.3								
11	1:55.099	21.377	36.625	23.477	33.620	232.3								
12	1:50.408	20.545	33.731	23.027	33.105	223.2								
13	1:52.856	21.115	34.001	23.877	33.863	215.7								
14	1:49.850	20.177	33.675	23.012	32.986	236.3								
15	1:52.210	20.369	33.795	23.357	34.689	230.3								
16	1:50.777	20.607	33.802	23.186	33.182	224.6								
17	1:50.543	20.554	33.837	23.111	33.041	224.2								
11	ADRIÁN CRUCES						SPA	17	1:50.594	20.261	33.952	23.136	33.245	237.4
	FINETWORK MIR RACING TEAM						KTM	18	1:50.723	20.481	33.877	23.159	33.206	229.4
1	2:14.260	38.990	35.432	24.354	35.484	166.7								
2	1:52.721	20.875	34.562	23.340	33.944	228.4								
3	1:52.922	20.746	34.442	23.272	34.462	234.8								
4	1:52.463	20.554	34.674	23.257	33.978	230.3								
5	1:53.526	20.752	34.709	23.993	34.072	227.9								
6	2:05.812B	20.463	34.635	24.145	46.569	230.8								
7	11:17.330	9:40.287	37.278	25.445	34.320	167.0								
8	1:50.605	20.662	33.730	23.222	32.991	229.4								
9	1:51.306	20.336	34.090	23.453	33.427	234.8								
10	1:50.045	20.144	33.868	22.997	33.036	241.6								
11	1:57.281	21.005	37.103	24.936	34.237	231.3								
12	2:03.494B	20.844	34.635	23.325	44.690	224.2								
13	5:07.615	3:35.517	34.817	23.450	33.831	141.9								
14	1:51.913	20.819	34.249	23.212	33.633	223.7								
15	1:51.965	20.666	34.350	23.343	33.606	223.3								
18	ÁNGEL PIQUERAS						SPA	17	1:50.594	20.261	33.952	23.136	33.245	237.4
	TEAM ESTRELLA GALICIA 0,0						HONDA	18	1:50.723	20.481	33.877	23.159	33.206	229.4
1	3:18.827	1:44.201	36.086	24.259	34.281	153.8								
2	1:52.359	20.867	34.347	23.355	33.790	228.9								
3	1:51.946	20.555	34.180	23.472	33.739	230.8								
4	1:52.019	20.591	34.056	23.559	33.813	228.4								
5	2:08.738B	20.478	35.968	24.579	47.713	227.9								
6	13:07.938	...	34.847	23.720	33.719	166.7								
7	1:50.951	20.652	33.880	23.229	33.190	229.4								
8	1:50.628	20.429	33.769	23.258	33.172	229.9								
9	2:06.991B	21.367	35.172	24.537	45.915	228.9								
10	2:25.083	48.652	39.815	23.614	33.002	90.0								
11	1:51.434	20.393	33.798	23.274	33.969	231.8								
12	1:50.137	20.162	33.839	23.031	33.105	234.8								
13	1:58.675	21.581	37.959	24.116	35.019	225.1								
14	1:50.289	20.285	33.672	23.188	33.144	233.8								
85	XABIER ZURUTUZA						SPA	17	1:50.594	20.261	33.952	23.136	33.245	237.4
	MTA JUNIOR TEAM						KTM	18	1:50.723	20.481	33.877	23.159	33.206	229.4
1	2:26.832	44.531	36.529	25.289	40.483	149.1								
2	1:53.341	20.883	34.729	23.798	33.931	233.3								
3	1:52.383	20.755	34.468	23.457	33.703	230.8								
4	1:55.007	21.527	36.542	23.366	33.572	229.9								
5	1:51.229	20.470	34.021	23.222	33.516	233.8								
6	1:51.431	20.131	34.340	23.483	33.477	234.3								
7	1:51.694	20.517	34.315	23.363	33.499	229.9								
8	2:12.410B	22.776	36.933	25.534	47.167	226.5								
9	9:05.133	7:32.870	34.939	24.191	33.133	100.9								
10	1:51.055	20.488	34.298	23.085	33.184	233.3								
11	1:49.816	20.227	33.661	22.948	32.980	237.9								
12	1:55.190	20.869	37.566	23.557	33.198	230.8								
13	1:50.441	20.387	33.983	23.129	32.942	230.8								
14	1:51.071	20.391	33.757	23.129	33.794	230.8								
15	1:51.291	20.185	33.812	23.490	33.804	236.3								
16	1:55.918	20.608	36.786	23.668	34.856	229.4								



JuniorGP

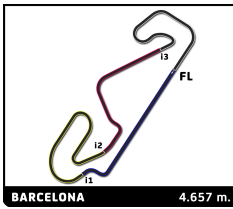
FIM JuniorGP - BARCELONA

Free Practice 1

Sector Analysis

— Invalidated Lap ■ Personal Best ■ Session Best B Crossing the pit lane

Lap	Time	Sector 1	Sector 2	Sector 3	Sector 4	T.Sp	Lap	Time	Sector 1	Sector 2	Sector 3	Sector 4	T.Sp
14 CORMAC BUCHANAN NZE													
AGR TEAM							KTM						
1	2:34.523	59.160	36.687	24.513	34.163	152.9							
2	1:52.846	21.077	34.462	23.673	33.634	233.8							
3	1:52.682	20.532	34.682	23.472	33.996	242.1							
4	1:52.322	20.535	34.647	23.342	33.798	232.8							
5	1:52.111	20.506	34.281	23.557	33.767	233.8							
6	1:52.035	20.513	34.384	23.332	33.806	235.8							
7	2:05.339 B	20.363	34.314	23.590	47.072	237.9							
8	9:04.960	7:24.245	42.013	24.479	34.223	84.1							
9	1:51.869	20.503	34.447	23.452	33.467	233.8							
10	1:51.115	20.414	34.297	23.107	33.297	233.3							
11	2:03.884 B	20.584	34.257	23.479	45.564	228.9							
12	9:06.228	7:27.451	39.027	23.827	35.923	160.8							
13	1:51.285	20.597	34.134	23.202	33.352	233.3							
14	1:50.250	20.396	33.756	23.019	33.079	229.4							
83 ALVARO CARPE SPA													
STV LAGLISSE RACING							HUSQVARNA						
1	2:41.310	1:05.589	37.282	24.188	34.251	146.1							
2	1:52.276	20.576	34.546	23.357	33.797	235.3							
3	1:51.854	20.492	34.266	23.197	33.899	233.3							
4	1:53.645	20.572	35.052	23.408	34.613	235.8							
5	1:57.911	20.543	34.333	23.470	39.565	235.8							
6	1:51.693	20.414	34.346	23.373	33.560	233.8							
7	1:51.475	20.375	34.431	23.276	33.393	234.8							
8	2:15.055 B	20.455	38.410	28.747	47.443	232.3							
9	7:14.860	5:42.752	34.952	23.549	33.607	105.6							
10	1:50.674	20.297	33.762	23.396	33.219	236.3							
11	1:56.496	20.135	36.141	24.946	35.274	235.8							
12	1:50.436	20.200	33.835	22.966	33.435	237.9							
13	1:56.668	22.888	36.591	23.727	33.462	234.8							
14	1:51.226	20.324	33.706	23.072	34.124	233.8							
15	1:50.901	20.452	33.855	23.143	33.451	231.3							
16	1:56.742	24.365	35.362	23.335	33.680	226.0							
17	1:50.265	20.137	33.904	23.105	33.119	237.4							
18	1:55.272	20.331	35.825	24.471	34.645	234.3							
19 ALESSANDRO MOROSI ITA													
EAGLE-1							KTM						
1	2:39.601	1:03.246	37.398	24.511	34.446	160.8							
2	1:53.330	20.962	34.795	23.662	33.911	229.4							
3	1:52.574	20.649	34.432	23.542	33.951	228.9							
4	1:54.394	20.662	35.531	23.904	34.297	237.4							
5	2:04.767 B	20.452	34.355	23.534	46.426	232.8							
6	5:58.009 B	4:03.900	37.288	25.370	51.451	142.1							
7	6:43.286	5:04.137	41.054	24.105	33.990	70.4							
8	1:51.908	20.902	34.496	23.264	33.246	226.0							
9	1:51.149	20.546	34.074	23.341	33.188	228.9							
10	1:51.038	20.565	34.078	23.162	33.233	232.8							
11	2:09.146 B	21.616	36.854	23.894	46.782	226.0							
12	5:23.500	3:45.942	39.762	23.912	33.884	149.3							
13	1:50.308	20.352	33.886	22.902	33.168	227.4							
14	1:50.346	20.366	33.648	23.453	32.879	228.9							
15	1:50.964	20.258	33.954	23.266	33.486	233.8							
58 LUCA LUNETTA ITA													
AC RACING TEAM							KTM						
1	2:59.029	1:24.077	35.904	24.299	34.749	160.8							
2	1:56.435	21.112	34.949	23.903	36.471	226.0							
3	1:53.422	20.825	34.790	23.693	34.114	228.9							
4	1:52.960	20.762	34.583	23.679	33.936	226.5							
5	1:53.073	20.707	34.695	23.678	33.993	226.5							
6	1:52.647	20.533	34.560	23.717	33.837	227.9							
7	1:52.388	20.619	34.489	23.494	33.786	227.4							
8	2:08.902 B	22.283	37.171	24.011	45.437	224.2							
9	8:53.746	7:11.784	39.137	24.719	38.106	160.8							
10	1:51.569	20.501	34.160	23.451	33.457	232.8							
11	1:57.352	20.703	35.385	24.329	36.935	234.8							
12	1:51.235	20.432	34.259	23.325	33.219	230.8							
13	1:56.231	20.430	34.051	23.577	38.173	230.3							
14	1:50.924	20.537	33.944	23.204	33.239	231.8							
15	1:50.394	20.416	33.790	23.237	32.951	230.3							
16	1:56.039	20.392	34.094	23.370	38.183	232.3							
17	1:51.557	20.512	34.086	23.318	33.641	229.9							
10 NICO CARRARO ITA													
ASPAR JUNIOR TEAM							GASGAS						
1	2:32.659	57.272	37.631	23.934	33.822	129.6							
2	1:51.902	20.427	34.108	23.684	33.683	235.3							
3	1:50.918	20.204	34.043	23.170	33.501	237.9							
4	1:51.512	20.380	34.384	23.147	33.601	235.8							
5	1:51.078	20.375	34.170	23.175	33.358	230.8							
6	1:50.944	20.139	34.159	23.264	33.382	238.4							
7	2:13.661 B	22.432	38.621	24.265	48.343	231.8							
8	9:03.799	7:24.830	40.320	24.512	34.137	87.7							
9	1:50.953	20.438	34.091	23.135	33.289	234.8							
10	1:50.637	20.271	33.936	23.099	33.331	231.3							
11	1:50.783	20.207	34.174	23.095	33.307	230.3							
12	1:55.609	21.364	37.269	23.528	33.448	231.3							
13	1:50.308	20.351	33.981	22.929	33.047	230.8							
14	1:51.758	20.245	34.078	23.122	34.313	232.3							
15	1:50.485	20.199	34.007	23.001	33.278	230.8							
89 MARCOS URIARTE SPA													
STV LAGLISSE RACING							HUSQVARNA						
1	2:42.796	1:05.300	37.732	25.460	34.304	133.9							
2	1:52.166	20.642	34.419	23.483	33.622	232.8							
3	1:51.064	20.368	34.132	23.287	33.277	232.8							
4	1:52.368	20.363	34.418	23.335	34.252	236.3							
5	1:57.558	21.084	39.217	23.542	33.715	232.3							
6	1:51.820	20.509	34.265	23.407	33.639	229.9							
7	1:51.473	20.528	34.182	23.346	33.417	229.4							
8	2:13.514 B	20.782	37.802	27.458	47.472	228.9							
9	11:03.662	9:15.125	43.899	26.755	37.883	162.8							
10	1:53.735	20.607	34.920	24.707	33.501	232.3							
11	1:50.817	20.385	34.053	23.081	33.298	238.4							
12	1:56.983	21.057	36.857	23.182	35.887	228.9							
13	1:50.774	20.567	33.963	23.088	33.156	228.4							



JuniorGP

FIM JuniorGP - BARCELONA

Free Practice 1

Sector Analysis

— Invalidated Lap ■ Personal Best ■ Session Best B Crossing the pit lane

Lap	Time	Sector 1	Sector 2	Sector 3	Sector 4	T.Sp	Lap	Time	Sector 1	Sector 2	Sector 3	Sector 4	T.Sp
14	1:50.552	20.327	33.969	23.074	33.182	232.3	12	1:51.721	20.219	34.416	23.217	33.869	235.8
15	1:51.119	20.371	34.043	23.252	33.453	233.8	13	1:59.336	21.571	40.060	23.825	33.880	222.8
16	1:51.693	20.621	34.038	23.248	33.786	224.6	14	1:51.757	20.614	34.078	23.200	33.865	227.4

93	FADILLAH ARBI ADITAMA	INA				
	ASTRA HONDA RACING TEAM	HONDA				
1	2:34.784	59.414	37.579	23.947	33.844	151.0
2	1:51.715	20.545	34.188	23.406	33.576	240.0
3	1:51.354	20.671	33.991	23.303	33.389	231.3
4	1:50.928	20.372	33.841	23.277	33.438	232.3
5	1:50.555	20.557	33.762	23.170	33.066	227.4
6	1:58.020	21.998	38.960	23.488	33.574	236.9
7	1:51.150	20.340	33.849	23.308	33.653	232.8
8	2:13.232 B	20.594	37.684	27.244	47.710	227.4
9	7:25.668	5:53.753	34.497	23.636	33.782	87.5
10	1:51.084	20.455	33.933	23.266	33.430	226.0
11	2:00.257	21.342	39.569	23.900	35.446	225.6
12	1:50.627	20.293	33.766	23.255	33.313	232.8
13	1:50.892	20.188	33.970	23.155	33.579	237.4
14	1:58.500	22.722	38.175	23.583	34.020	220.5
15	1:50.730	20.506	33.813	23.148	33.263	227.0
16	1:50.766	20.388	33.928	23.217	33.233	227.0
17	1:51.309	20.534	34.147	23.229	33.399	226.5
18	1:59.692	23.147	38.294	23.901	34.350	187.1

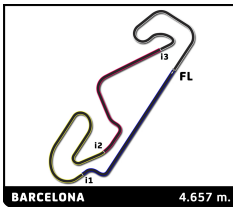
78	JAKOB ROSENTHALER	AUT				
	LIQUI MOLY HUSQVARNA INTACT GI	HUSQVARNA				
1	2:25.739	43.031	39.886	24.102	38.720	147.5
2	1:52.531	20.695	34.436	23.598	33.802	233.8
3	1:52.739	20.719	34.372	23.633	34.015	233.3
4	1:52.894	21.073	34.337	23.765	33.719	230.8
5	2:05.953 B	20.965	35.359	24.215	45.414	230.8
6	5:42.977 B	3:54.649	36.552	25.291	46.485	150.0
7	7:16.552	5:36.577	40.017	25.519	34.439	84.3
8	1:50.955	20.233	34.047	23.326	33.349	238.9
9	1:50.573	20.340	33.890	23.265	33.078	239.5
10	1:50.668	20.426	33.869	23.208	33.165	240.5
11	1:54.819	20.743	36.708	23.836	33.532	235.8
12	1:51.485	20.639	34.053	23.460	33.333	230.8
13	2:04.301 B	21.158	34.619	23.649	44.875	228.4
14	3:28.240	1:48.484	39.645	24.216	35.895	131.8
15	1:51.304	20.462	34.182	23.376	33.284	235.3
16	1:51.685	20.528	34.170	23.454	33.533	233.3

5	TATCHAKORN BUASRI	THA				
	HONDA RACING THAILAND	HONDA				
1	2:36.761	1:01.644	36.556	24.538	34.023	153.8
2	1:51.367	20.699	34.006	23.289	33.373	231.8
3	1:52.180	20.357	34.332	23.469	34.022	235.8
4	1:51.154	20.432	34.017	23.362	33.343	234.8
5	1:51.096	20.398	33.887	23.247	33.564	232.8
6	1:51.307	20.346	34.041	23.523	33.397	233.3
7	1:51.496	20.370	34.023	23.475	33.628	235.3
8	2:06.480 B	20.600	34.693	24.829	46.358	225.6
9	7:36.365	6:02.473	35.167	24.237	34.488	137.6
10	1:55.553	20.339	34.641	24.544	36.029	231.3
11	1:50.844	20.384	33.933	23.252	33.275	231.8

8	EDDIE O'SHEA	GBR				
	BRITISH TALENT TEAM	HONDA				
1	2:33.317	57.535	37.472	24.107	34.203	137.3
2	1:51.999	20.635	34.143	23.532	33.689	232.3
3	1:51.589	20.313	34.182	23.341	33.753	233.3
4	1:51.848	20.353	34.162	23.385	33.948	235.3
5	1:52.155	20.653	34.540	23.380	33.582	229.9
6	1:52.162	20.332	34.278	23.714	33.838	232.8
7	1:52.585	20.565	34.296	23.529	34.195	230.8
8	2:10.725 B	20.450	35.030	27.181	48.064	232.3
9	7:32.094	5:59.799	34.874	23.484	33.937	108.0
10	1:50.762	20.189	33.955	23.207	33.411	234.8
11	1:58.568	20.874	35.570	24.348	37.776	231.8
12	1:51.403	20.367	34.077	23.284	33.675	236.9
13	1:52.656	20.431	34.156	23.497	34.572	233.3
14	1:53.076	20.427	34.397	23.396	34.856	231.3
15	1:52.006	20.755	34.388	23.266	33.597	223.7
16	1:52.056	20.503	34.373	23.439	33.741	228.4
17	1:54.487	21.351	35.819	23.428	33.889	226.0
18	1:53.075	20.465	35.079	23.572	33.959	231.3

94	FACUNDO LLAMBIAS	URU				
	TEAM ESTRELLA GALICIA 0,0	HONDA				
1	2:25.165	47.360	35.864	23.614	38.327	167.8
2	1:52.290	20.964	34.153	23.467	33.706	228.4
3	1:55.664	21.888	36.259	23.480	34.037	228.9
4	1:50.838	20.632	33.913	23.190	33.103	229.9
5	2:11.282 B	24.375	34.466	23.520	48.921	223.2
6	6:13.599 B	4:29.479	34.864	23.760	45.496	167.0
7	7:33.241	6:02.076	34.338	23.428	33.399	170.7
8	1:51.072	20.694	33.942	23.193	33.243	224.2
9	1:50.863	20.604	33.823	23.239	33.197	225.6
10	1:51.062	20.595	33.912	23.255	33.300	225.1
11	1:51.084	20.722	33.914	23.201	33.247	223.2
12	2:06.200 B	20.992	34.756	24.044	46.408	219.6
13	2:36.525	56.928	37.357	24.589	37.651	163.2
14	1:52.891	20.286	33.989	23.293	35.323	233.8
15	1:51.306	20.753	33.964	23.311	33.278	227.4
16	1:51.426	20.539	34.183	23.197	33.507	228.9

57	DANIAL SHAHRIL	MAL				
	ASIA TALENT TEAM	HONDA				
1	2:34.082	58.391	37.354	24.230	34.107	143.8
2	1:52.456	20.968	34.388	23.466	33.634	233.8
3	1:54.984	22.671	35.333	23.373	33.607	232.3
4	1:51.455	20.667	34.105	23.337	33.346	233.8
5	1:51.400	20.352	33.922	23.539	33.587	237.9
6	1:51.670	20.523	34.155	23.388	33.604	233.8
7	1:51.567	20.511	34.110	23.470	33.476	238.9



JuniorGP

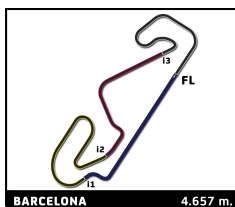
FIM JuniorGP - BARCELONA

Free Practice 1

Sector Analysis

— Invalidated Lap ■ Personal Best ■ Session Best B Crossing the pit lane

Lap	Time	Sector 1	Sector 2	Sector 3	Sector 4	T.Sp	Lap	Time	Sector 1	Sector 2	Sector 3	Sector 4	T.Sp		
74	ALEX GOURDON						FRA	36	ANGUS GRENFELL						AUS
TEAM ESTRELLA GALICIA 0,0							ARTBOX								
HONDA							HONDA								
1	4:22.384	2:48.905	35.211	23.898	34.370	144.0	1	2:24.424	47.049	36.840	24.039	36.496	162.0		
2	1:53.191	21.054	34.455	23.548	34.134	225.6	2	2:18.761 B	22.433	39.995	25.233	51.100	224.2		
3	1:53.449	20.813	34.777	23.890	33.969	231.3	3	6:16.356	4:41.354	35.826	24.315	34.861	163.0		
4	1:51.975	20.587	34.106	23.606	33.676	232.8	4	1:54.453	21.417	35.172	23.699	34.165	224.6		
5	1:52.253	20.478	34.238	23.787	33.750	231.3	5	2:08.714 B	21.005	34.733	24.058	48.918	222.3		
6	1:52.783	20.675	34.563	23.768	33.777	232.8	6	8:25.773	6:50.364	37.276	23.620	34.513	144.8		
7	2:15.358 B	20.941	39.567	26.569	48.281	225.6	7	1:52.413	20.836	34.409	23.342	33.826	233.8		
8	8:08.093	6:33.994	35.453	24.353	34.293	163.0	8	1:52.503	20.537	34.495	23.493	33.978	234.8		
9	1:53.848	21.146	34.836	23.737	34.129	221.0	9	1:52.829	20.929	34.632	23.323	33.945	226.5		
10	1:53.650	20.833	34.752	23.763	34.302	225.1	10	2:01.983	21.287	37.560	24.185	38.951	220.5		
11	1:54.449	21.096	35.247	23.809	34.297	222.8	11	2:08.747 B	21.098	35.170	24.604	47.875	221.9		
12	2:09.007 B	21.358	36.794	24.582	46.273	216.1	12	4:42.254	3:04.006	39.392	24.403	34.453	152.9		
13	7:41.253	6:06.397	36.805	23.871	34.180	155.8	13	1:52.392	20.939	34.376	23.297	33.780	223.2		
14	1:53.355	20.743	34.670	23.732	34.210	224.6	14	1:57.916	20.879	34.627	26.344	36.066	229.4		
34	CESARE TIEZZI						ITA	72	KANTA HAMADA						JPN
AC RACING TEAM							TEAM LARRESPTRT								
KTM							HONDA								
1	2:26.330	43.244	39.956	24.242	38.888	146.1	1	2:34.647	56.671	38.990	24.806	34.180	148.1		
2	1:55.092	20.961	35.046	23.827	35.258	234.3	2	1:52.515	20.859	34.392	23.431	33.833	235.3		
3	1:53.916	21.000	34.853	23.718	34.345	231.3	3	1:53.060	20.652	34.536	23.532	34.340	235.3		
4	1:54.292	20.955	34.778	23.657	34.902	231.3	4	1:52.581	20.817	34.416	23.488	33.860	230.3		
5	1:53.361	20.564	34.722	23.616	34.459	236.9	5	1:53.501	20.826	34.736	23.607	34.332	232.8		
6	1:52.749	20.465	34.567	23.636	34.081	239.5	6	1:54.950	20.803	35.595	23.922	34.630	230.8		
7	1:53.322	20.555	34.727	23.591	34.449	235.3	7	2:13.232 B	21.047	36.418	24.283	51.484	228.9		
8	2:12.948 B	20.551	36.425	27.237	48.735	233.3	8	12:59.227	...	36.236	23.918	35.290	145.9		
9	9:17.902	7:37.464	39.613	25.185	35.640	157.8	9	1:53.202	20.856	34.778	23.434	34.134	232.8		
10	1:56.743	20.460	35.067	23.796	37.420	234.3	10	1:55.277	20.862	36.129	23.452	34.834	227.9		
11	1:53.338	20.690	34.576	23.674	34.398	233.3	11	1:52.824	20.578	34.604	23.551	34.091	233.3		
12	1:53.752	20.855	35.600	23.544	33.753	234.8	12	1:55.212	21.243	35.660	23.642	34.667	222.3		
13	1:54.465	20.585	34.788	23.408	35.684	230.8	13	1:52.710	20.498	34.760	23.438	34.014	233.8		
14	1:52.119	20.653	34.406	23.357	33.703	230.3	14	1:52.833	20.673	34.425	23.368	34.367	227.0		
15	1:53.505	20.840	34.524	23.440	34.701	233.3	15	1:52.642	20.720	34.685	23.383	33.854	231.3		
16	1:52.029	20.533	34.332	23.364	33.800	232.8									
17	1:52.093	20.494	34.425	23.366	33.808	230.3									
50	LEO RAMMERSTORFER						AUT	52	AOI UEZU						JPN
LIQUI MOLY HUSQVARNA INTACT GI							MTA JUNIOR TEAM								
HUSQVARNA							KTM								
1	2:11.418	35.391	35.697	24.065	36.265	134.9	1	2:06.788	30.192	36.714	24.610	35.272	167.5		
2	1:54.338	21.118	34.807	23.928	34.485	223.2	2	1:55.362	21.550	35.167	24.121	34.524	220.5		
3	1:53.313	20.888	34.667	23.631	34.127	224.2	3	1:56.075	21.380	34.859	24.000	35.836	220.1		
4	1:53.739	20.831	34.798	23.582	34.528	229.4	4	1:54.002	21.317	34.716	23.754	34.215	221.4		
5	1:52.694	20.644	34.715	23.500	33.835	232.8	5	1:53.869	21.440	34.693	23.653	34.083	219.6		
6	1:54.350	20.651	34.881	24.233	34.585	228.4	6	1:54.041	20.765	35.283	23.860	34.133	228.9		
7	1:52.579	20.673	34.370	23.655	33.881	224.6	7	1:53.500	20.882	34.796	23.801	34.021	226.5		
8	2:22.140 B	26.934	43.115	25.339	46.752	207.1	8	2:15.083 B	23.754	37.023	25.490	48.816	220.5		
9	9:09.122	7:31.983	36.813	25.543	34.783	133.2	9	9:14.588	7:39.102	36.340	24.909	34.237	161.8		
10	1:53.553	20.534	34.339	24.460	34.220	231.3	10	1:53.448	21.170	34.562	23.845	33.871	221.4		
11	1:54.804	20.636	34.474	23.525	36.169	232.3	11	1:52.709	20.934	34.298	23.553	33.924	223.7		
12	1:52.462	20.703	34.389	23.474	33.896	223.2	12	1:53.015	21.172	34.482	23.488	33.873	217.0		
13	2:04.097 B	20.808	34.681	23.878	44.730	223.2	13	1:57.696	21.365	38.179	23.887	34.265	217.9		
14	3:21.396	1:45.557	38.270	23.734	33.835	114.7	14	2:09.458 B	21.496	35.067	24.378	48.517	213.6		
15	1:53.316	20.930	35.082	23.547	33.757	227.4	15	3:49.364	2:15.572	35.632	23.916	34.244	120.7		
16	1:52.103	20.569	34.334	23.487	33.713	229.4	16	1:53.465	21.137	34.592	23.678	34.058	218.8		
17	1:52.307	20.458	34.543	23.400	33.906	234.3									
9	LI SHUAI						CHN	9	LI SHUAI						CHN
STV LAGLISSE RACING							HUSQVARNA								



JuniorGP

FIM JuniorGP - BARCELONA

Free Practice 1

Sector Analysis

— Invalidated Lap ■ Personal Best ■ Session Best **B** Crossing the pit lane

Lap	Time	Sector 1	Sector 2	Sector 3	Sector 4	T.Sp	Lap	Time	Sector 1	Sector 2	Sector 3	Sector 4	T.Sp
1	2:25.547 B	30.071	38.475	26.683	50.318	144.0							
2	3:32.777	1:53.575	37.210	25.766	36.226	135.7							
3	1:59.491	22.090	36.185	24.933	36.283	221.0							
4	1:59.238	22.251	36.189	25.010	35.788	216.6							
5	2:00.350	22.172	36.111	25.582	36.485	216.6							
6	2:00.086	21.956	36.662	25.328	36.140	220.5							
7	2:22.900 B	22.836	39.529	28.149	52.386	208.7							
8	12:48.259	...	37.167	25.426	36.484	143.2							
9	1:59.919	21.941	36.297	24.967	36.714	217.9							
10	2:00.677	22.818	36.473	24.980	36.406	211.1							
11	2:00.813	22.460	36.545	25.208	36.600	210.3							
12	2:01.217	22.746	36.760	25.406	36.305	208.3							
13	2:16.231 B	22.498	37.412	26.116	50.205	213.2							