

JuniorGP

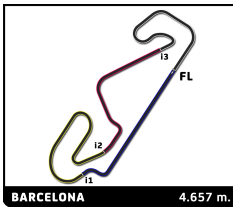
FIM JuniorGP - BARCELONA

Practice

Sector Analysis

— Invalidated Lap ■ Personal Best ■ Session Best B Crossing the pit lane

Lap	Time	Sector 1	Sector 2	Sector 3	Sector 4	T.Sp	Lap	Time	Sector 1	Sector 2	Sector 3	Sector 4	T.Sp
12 JACOB ROULSTONE AUS							18 ÁNGEL PIQUERAS SPA						
ASPAR JUNIOR TEAM GASGAS							TEAM ESTRELLA GALICIA 0,0 HONDA						
1	3:17.467	1:43.955	35.879	24.032	33.601	102.3	1	2:57.766	1:24.678	35.643	23.910	33.535	85.7
2	1:50.258	20.325	33.846	23.097	32.990	236.3	2	1:50.691	20.288	33.797	23.342	33.264	234.8
3	1:49.632	20.011	33.732	23.006	32.883	238.4	3	2:02.575 B	20.204	34.758	23.141	44.472	234.3
4	1:49.763	20.172	33.749	23.044	32.798	233.3	4	2:16.029	45.725	33.870	23.309	33.125	145.9
5	1:49.739	20.038	33.838	23.110	32.753	234.3	5	17:36.222 B	...	35.792	24.445	45.932	156.7
6	1:53.755	20.979	35.643	23.936	33.197	235.3	6	6:34.802	5:02.769	35.057	23.523	33.453	161.8
7	1:49.778	20.028	33.753	23.169	32.828	235.3	7	1:50.202	20.227	33.797	23.167	33.011	234.3
8	2:10.303 B	20.379	36.775	24.780	48.369	232.8	8	1:49.972	20.228	33.707	23.122	32.915	236.3
9	6:09.080	4:38.023	34.169	23.496	33.392	160.6	9	1:49.462	20.117	33.523	22.812	33.010	237.9
10	1:49.930	20.113	33.903	23.038	32.876	235.8	10	1:57.026	20.087	38.323	23.993	34.623	236.3
11	2:03.464 B	20.068	33.872	23.185	46.339	237.9							
12	7:28.021	5:56.140	34.914	23.599	33.368	165.5							
13	1:49.273	20.197	33.546	22.989	32.541	231.3							
14	1:49.377	20.134	33.584	23.041	32.618	231.3							
15	1:51.241	20.056	33.744	23.768	33.673	234.3							
16	1:49.713	20.226	33.666	23.068	32.753	237.4							
10 NICO CARRARO ITA							19 ALESSANDRO MOROSI ITA						
ASPAR JUNIOR TEAM GASGAS							EAGLE-1 KTM						
1	3:17.077	1:43.771	35.668	23.894	33.744	79.0	1	3:09.693	1:30.114	36.243	24.416	38.920	55.6
2	1:50.573	20.060	34.164	23.272	33.077	236.3	2	1:50.476	20.327	33.950	23.315	32.884	233.8
3	1:50.196	20.031	33.948	23.068	33.149	238.4	3	1:49.673	19.958	33.809	23.102	32.804	240.5
4	1:49.316	19.900	33.740	22.955	32.721	238.9	4	1:49.812	20.042	33.671	23.001	33.098	236.9
5	1:50.543	19.807	34.244	23.299	33.193	237.9	5	2:05.707 B	20.012	34.252	23.556	47.887	240.0
6	1:52.800	19.994	35.532	24.002	33.272	238.4	6	7:47.827	6:15.955	34.833	23.607	33.432	162.5
7	2:07.212 B	20.512	34.458	23.849	48.393	232.8	7	1:50.603	20.272	34.105	23.298	32.928	231.3
8	10:44.489	9:12.515	35.211	23.428	33.335	114.8	8	2:03.810 B	20.192	34.396	23.877	45.345	231.3
9	1:51.334	20.322	34.267	23.378	33.367	234.8	9	11:03.236	9:32.308	34.408	23.452	33.068	163.2
10	1:51.193	20.266	34.258	23.379	33.290	234.8	10	1:50.328	20.287	34.015	23.259	32.767	229.4
11	1:50.949	20.066	34.285	23.305	33.293	235.3	11	1:50.197	20.190	33.839	23.204	32.964	229.4
12	1:50.914	20.273	34.259	23.164	33.218	231.3	12	1:50.218	20.232	33.998	23.138	32.850	230.3
13	2:17.199 B	20.301	34.594	23.460	58.844	230.3	13	2:07.843 B	20.222	34.128	23.295	50.198	234.3
14	4:54.475	3:18.703	38.035	23.595	34.142	149.1							
15	1:51.653	20.291	34.350	23.274	33.738	230.8							
22 DAVID ALMANSA SPA							57 DANIAL SHAHRIL MAL						
FINETWORK MIR RACING TEAM KTM							ASIA TALENT TEAM HONDA						
1	3:31.179	1:56.693	34.899	24.567	35.020	92.8	1	3:07.319	1:29.454	35.474	23.867	38.524	58.7
2	1:49.771	20.245	33.785	23.093	32.648	236.3	2	1:51.175	20.489	33.935	23.659	33.092	233.3
3	1:49.392	20.003	33.555	23.067	32.767	236.9	3	1:49.717	20.353	33.437	23.150	32.777	232.8
4	1:49.831	20.132	33.807	23.110	32.782	233.8	4	1:49.799	20.125	33.621	23.110	32.943	239.5
5	2:11.732 B	20.984	39.261	24.824	46.663	223.7	5	1:50.849	20.343	33.762	23.491	33.253	232.3
6	7:41.745	6:10.564	34.643	23.255	33.283	110.6	6	2:10.869 B	22.518	37.170	24.097	47.084	231.8
7	1:50.108	20.145	33.813	23.195	32.955	234.3	7	12:29.935	...	34.630	23.980	55.006	140.1
8	1:50.124	20.064	33.868	23.126	33.066	234.3	8	1:53.043	20.399	34.092	24.100	34.452	233.8
9	1:50.296	20.206	33.926	23.144	33.020	233.3	9	1:51.177	20.447	33.987	23.364	33.379	231.8
10	2:10.532 B	21.125	37.280	24.854	47.273	232.3	10	2:07.325 B	20.885	36.893	23.550	45.997	230.3
11	6:00.172	4:28.334	34.898	23.352	33.588	168.6	11	5:34.876	3:54.676	42.305	24.374	33.521	148.9
12	2:03.675 B	20.312	34.471	23.523	45.369	229.9	12	1:51.229	20.421	33.877	23.209	33.722	230.3
13	2:18.604	46.583	34.871	23.420	33.730	114.3	13	1:50.004	20.396	33.487	23.153	32.968	232.8
14	1:50.678	20.377	34.006	23.035	33.260	231.8							
15	1:56.732	20.122	38.852	23.467	34.291	238.4							
58 LUCA LUNETTA ITA							58 LUCA LUNETTA ITA						
AC RACING TEAM KTM							AC RACING TEAM KTM						
1	3:08.642	1:30.986	36.334	24.249	37.073	56.0	1	3:08.642	1:30.986	36.334	24.249	37.073	56.0
2	1:51.212	20.535	34.079	23.464	33.134	232.8	2	1:51.212	20.535	34.079	23.464	33.134	232.8
3	1:50.189	20.185	33.779	23.247	32.978	234.8	3	1:50.189	20.185	33.779	23.247	32.978	234.8
4	1:49.718	20.065	33.599	22.994	33.060	239.5	4	1:49.718	20.065	33.599	22.994	33.060	239.5
5	2:08.482 B	20.236	34.218	23.577	50.451	242.1	5	2:08.482 B	20.236	34.218	23.577	50.451	242.1
6	24:15.177 B	...	35.515	23.613	57.432	141.7	6	24:15.177 B	...	35.515	23.613	57.432	141.7
7	3:22.181	1:44.951	37.766	23.616	35.848	106.2	7	3:22.181	1:44.951	37.766	23.616	35.848	106.2
8	1:50.174	20.167	33.745	23.088	33.174	238.9	8	1:50.174	20.167	33.745	23.088	33.174	238.9



JuniorGP

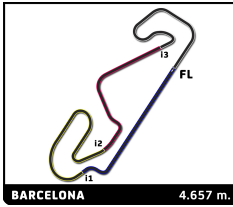
FIM JuniorGP - BARCELONA

Practice

Sector Analysis

— Invalidated Lap ■ Personal Best ■ Session Best B Crossing the pit lane

Lap	Time	Sector 1	Sector 2	Sector 3	Sector 4	T.Sp	Lap	Time	Sector 1	Sector 2	Sector 3	Sector 4	T.Sp	
93	FADILLAH ARBI ADITAMA						INA	6	2:09.336 B	20.306	36.208	24.663	48.159	237.9
	ASTRA HONDA RACING TEAM						HONDA	7	12:33.851	...	35.241	23.430	43.475	137.4
1	2:58.924	1:25.727	35.284	24.172	33.741	48.5	8	2:06.411 B	20.428	34.286	23.490	48.207	231.8	
2	1:50.694	20.250	33.828	23.458	33.158	236.9	9	9:13.276	7:34.492	37.191	26.485	35.108	131.1	
3	1:50.297	20.189	33.935	23.086	33.087	234.3	10	1:54.552	20.089	34.124	23.130	37.209	239.5	
4	1:50.326	20.125	33.842	23.205	33.154	236.9	11	1:52.291	20.287	34.618	23.587	33.799	231.8	
5	1:50.930	20.314	33.978	23.374	33.264	226.0								
6	2:13.175 B	25.559	36.883	24.716	46.017	226.5								
7	12:40.327	...	36.857	24.369	33.454	122.0								
8	1:49.992	20.042	33.709	23.093	33.148	234.8								
9	1:50.375	20.174	33.920	23.298	32.983	233.3								
10	2:04.614 B	20.241	34.670	23.911	45.792	233.3								
11	6:00.574	4:08.383	39.098	23.802	49.291	94.9								
12	1:49.790	20.175	33.709	23.107	32.799	232.3								
13	1:55.811	20.011	35.649	24.852	35.299	236.3								
23	ELIA BARTOLINI						ITA							
	TEAM ESTRELLA GALICIA 0,0						HONDA							
1	2:59.958	1:28.097	34.835	23.870	33.156	59.3								
2	1:49.888	20.038	33.802	23.092	32.956	237.9								
3	1:50.109	19.997	33.940	23.187	32.985	237.9								
4	2:04.603 B	20.134	33.993	23.137	47.339	238.9								
5	10:16.587	8:44.715	34.912	23.673	33.287	167.0								
6	2:00.933	20.374	34.773	24.766	41.020	228.9								
7	1:50.128	20.137	33.853	23.079	33.059	230.3								
8	2:16.530	19.899	35.731	26.272	54.628	237.4								
9	2:05.445 B	20.347	34.406	23.563	47.129	233.3								
10	6:11.203	4:38.498	34.930	24.058	33.717	160.4								
11	2:04.870 B	20.715	34.920	23.910	45.325	224.2								
12	3:03.370	1:30.539	35.119	23.616	34.096	161.3								
13	1:50.762	20.231	34.225	23.110	33.196	231.8								
7	JOEL ESTEBAN						SPA							
	ASPAR JUNIOR TEAM						GASGAS							
1	2:59.916	1:27.737	35.021	23.751	33.407	46.7								
2	1:49.886	19.944	33.882	23.033	33.027	243.8								
3	1:49.805	19.799	33.852	23.098	33.056	241.6								
4	1:54.563	22.160	35.678	23.212	33.513	230.3								
5	1:52.006	20.041	33.746	23.782	34.437	236.9								
6	2:13.167 B	23.718	36.880	24.107	48.462	238.9								
7	11:52.664	...	34.384	23.387	37.930	167.3								
8	1:50.811	20.124	33.879	23.033	33.775	235.3								
9	1:49.918	20.027	33.793	22.997	33.101	236.9								
10	2:05.093 B	20.043	35.403	24.087	45.560	234.3								
11	2:49.956	1:17.144	35.377	24.089	33.346	117.2								
12	3:19.838 B	20.151	1:42.884	28.958	47.845	234.8								
13	2:21.409	42.962	36.408	24.096	37.943	168.6								
14	1:52.834	20.186	35.584	23.496	33.568	237.9								
8	EDDIE O'SHEA						GBR							
	BRITISH TALENT TEAM						HONDA							
1	3:04.950	1:29.287	35.150	24.097	36.416	50.9								
2	1:50.259	20.078	33.855	23.220	33.106	236.3								
3	1:50.177	20.063	33.745	23.252	33.117	237.4								
4	1:50.076	20.145	33.674	23.268	32.989	234.8								
5	1:49.922	19.957	33.791	23.091	33.083	237.9								
85	XABIER ZURUTUZA						SPA							
	MTA JUNIOR TEAM						KTM							
1	2:59.341	1:26.368	35.109	23.763	34.101	50.6								
2	1:50.727	20.311	33.862	23.228	33.326	241.1								
3	1:49.955	20.002	33.956	23.128	32.869	241.6								
4	1:54.445	20.192	33.814	23.772	36.667	238.9								
5	1:49.929	19.916	33.799	23.245	32.969	239.5								
6	2:28.163 B	40.023	37.879	24.246	46.015	233.8								
7	7:52.640	6:21.508	34.471	23.391	33.270	150.8								
8	1:50.720	20.339	33.994	23.213	33.174	232.8								
9	1:53.042	20.146	33.953	23.088	35.855	232.8								
10	2:03.188 B	20.243	34.098	23.713	45.134	231.8								
11	6:34.621	5:02.366	34.630	24.136	33.489	60.7								
12	2:03.947 B	20.402	33.873	23.160	46.512	228.4								
13	3:14.323	1:41.492	34.266	23.045	35.520	167.3								
14	1:50.576	19.978	33.882	23.142	33.574	237.9								
83	ALVARO CARPE						SPA							
	STV LAGLISSE RACING						HUSQVARNA							
1	3:06.767	1:28.594	35.537	24.110	38.526	84.5								
2	1:50.871	20.231	34.271	23.271	33.098	237.4								
3	1:49.936	20.279	33.580	23.186	32.891	236.9								
4	1:52.871	20.233	33.631	23.227	35.780	236.9								
5	2:05.836 B	20.019	33.969	23.552	48.296	235.8								
6	14:09.920 B	...	38.334	25.194	44.965	154.7								
7	2:57.942	1:25.986	35.192	23.393	33.371	123.4								
8	2:03.606 B	20.832	35.248	23.526	44.000	233.8								
9	3:01.095	1:26.237	36.948	23.583	34.327	128.2								
10	1:50.599	20.286	33.948	23.202	33.163	234.3								
11	1:57.661	22.020	35.927	24.126	35.588	231.3								
12	1:51.484	20.305	34.391	23.227	33.561	231.8								
13	1:53.473	20.351	35.573	23.580	33.969	233.3								
14	CORMAC BUCHANAN						NZE							
	AGR TEAM						KTM							
1	3:06.955	1:29.835	35.383	23.571	38.166	82.1								
2	1:50.502	20.077	34.037	23.251	33.137	238.9								
3	1:50.071	20.139	33.712	23.184	33.036	236.3								
4	1:51.492	20.051	33.726	23.179	34.536	238.4								
5	1:49.937	20.099	33.705	23.143	32.990	235.3								
6	2:08.721 B	21.505	36.573	24.049	46.594	237.4								
7	8:24.360	6:44.682	34.667	24.852	40.159	143.6								
8	1:50.097	20.112	33.772	23.168	33.045	235.8								
9	2:25.225 B	22.000	36.870	24.285	1:02.070	233.3								
10	3:00.170	1:15.054	39.270	26.310	39.536	124.5								
5	TATCHAKORN BUASRI						THA							
	HONDA RACING THAILAND						HONDA							
1	3:12.436	1:35.373	36.060	24.277	36.726	74.0								
2	1:50.731	20.336	33.973	23.371	33.051	234.8								



JuniorGP

FIM JuniorGP - BARCELONA

Practice

Sector Analysis

— Invalidated Lap ■ Personal Best ■ Session Best B Crossing the pit lane

Lap	Time	Sector 1	Sector 2	Sector 3	Sector 4	T.Sp	Lap	Time	Sector 1	Sector 2	Sector 3	Sector 4	T.Sp
3	1:50.108	20.190	33.736	23.174	33.008	233.8	1	3:29.661	1:55.982	34.801	23.434	35.444	164.0
4	1:50.217	20.200	33.814	23.230	32.973	232.3	2	1:51.100	20.295	34.138	23.288	33.379	231.8
5	1:50.216	20.219	33.760	23.265	32.972	231.3	3	1:50.278	20.259	33.732	23.099	33.188	232.8
6	2:11.380B	20.769	36.850	25.529	48.232	228.9	4	1:50.886	20.229	33.955	23.275	33.427	231.8
7	12:27.659	...	36.229	24.053	33.472	160.4	5	2:09.901B	20.709	37.733	24.434	47.025	230.8
8	1:50.576	20.287	33.947	23.266	33.076	230.8	6	7:44.247	6:11.909	35.070	23.471	33.797	162.8
9	1:50.557	20.172	34.047	23.300	33.038	233.3	7	1:51.592	20.245	34.271	23.487	33.589	232.3
10	2:05.190B	20.553	35.047	24.015	45.575	229.9	8	1:51.484	20.274	34.262	23.365	33.583	232.8
11	6:00.335	4:14.692	36.333	23.848	45.462	87.6	9	2:02.031B	20.311	34.959	23.345	43.416	230.8
12	1:50.006	20.226	33.672	23.074	33.034	232.3	10	8:31.986	6:57.830	34.986	23.466	35.704	167.5
13	1:57.296	20.110	38.639	23.766	34.781	237.4	11	1:51.081	20.321	34.196	23.250	33.314	229.9
							12	1:53.170	20.664	35.181	23.473	33.852	230.3
							13	1:50.782	20.307	33.930	23.154	33.391	235.8
							14	1:56.593	20.118	36.969	24.660	34.846	235.8

89 **MARCOS URIARTE** SPA
STV LAGLISSE RACING HUSQVARNA

1	3:10.428	1:30.892	38.612	23.848	37.076	95.1
2	1:50.859	20.454	34.005	23.306	33.094	235.3
3	1:50.339	20.115	33.933	23.223	33.068	236.9
4	1:52.767	20.152	33.895	23.323	35.397	234.8
5	1:50.583	20.143	33.860	23.317	33.263	235.3
6	2:05.680B	20.152	35.082	24.591	45.855	236.3
7	12:33.284	...	42.114	26.029	33.573	70.6
8	1:51.043	20.291	33.978	23.304	33.470	234.3
9	1:50.111	20.221	33.786	23.152	32.952	236.9
10	2:04.828B	20.248	35.332	23.823	45.425	237.4
11	3:28.727	1:54.790	35.925	23.884	34.128	140.8
12	2:00.797	20.293	37.301	27.721	35.482	232.8
13	1:54.082	20.369	34.361	23.208	36.144	236.3
14	1:51.447	20.256	34.189	23.285	33.717	234.8

78 **JAKOB ROSENTHALER** AUT
LIQUI MOLY HUSQVARNA INTACT GI HUSQVARNA

1	3:08.073	1:32.017	35.490	24.222	36.344	61.1
2	1:51.179	20.389	33.909	23.461	33.420	238.4
3	1:50.145	20.208	33.569	23.241	33.127	239.5
4	1:50.588	20.137	33.776	23.213	33.462	238.4
5	1:55.169	20.115	34.721	23.474	36.859	240.5
6	2:05.876B	20.330	34.808	23.752	46.986	237.9
7	6:28.120	4:56.067	34.850	23.669	33.534	162.5
8	1:50.934	20.368	33.948	23.330	33.288	236.9
9	1:51.101	20.414	34.061	23.238	33.388	235.3
10	2:16.336B	20.737	36.208	24.654	54.737	233.3
11	8:46.046	7:09.984	36.862	24.863	34.337	82.6
12	1:51.392	20.317	34.170	23.374	33.531	234.3
13	1:51.414	20.503	34.166	23.396	33.349	231.8
14	1:54.464	21.001	36.163	23.702	33.598	230.3
15	1:50.327	20.401	33.972	23.213	32.741	233.3

50 **LEO RAMMERSTORFER** AUT
LIQUI MOLY HUSQVARNA INTACT GI HUSQVARNA

1	2:59.091	1:17.950	42.595	24.328	34.218	68.6
2	1:51.593	20.419	34.242	23.570	33.362	238.4
3	1:50.418	20.214	33.914	23.383	32.907	236.3
4	1:50.237	20.068	33.881	23.278	33.010	238.9
5	1:52.954	21.327	35.154	23.385	33.088	225.6

11 **ADRIÁN CRUCES** SPA
FINETWORK MIR RACING TEAM KTM

69 **MARCOS RUDA** SPA
FINETWORK MIR RACING TEAM KTM

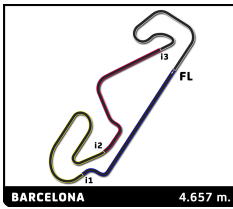
1	3:31.492	1:56.294	35.434	24.622	35.142	55.2
2	1:50.303	20.095	33.976	23.319	32.913	236.3
3	1:50.365	20.200	33.978	23.223	32.964	232.8
4	1:50.442	20.269	33.963	23.204	33.006	231.3
5	2:08.836B	20.313	37.291	24.726	46.506	232.8
6	7:16.750	5:44.378	35.391	23.639	33.342	141.7
7	1:51.160	20.261	34.205	23.502	33.192	228.9
8	1:51.176	20.293	34.194	23.338	33.351	228.9
9	2:04.261B	20.290	34.327	23.355	46.289	228.4
10	10:35.968	8:55.660	34.504	23.463	42.341	160.4
11	1:50.794	20.190	34.217	23.252	33.135	231.3
12	1:51.912	20.321	34.099	23.496	33.996	227.9
13	1:50.894	20.299	34.115	23.207	33.273	229.9

91 **KOTARO UCHIUMI** JPN
MTA JUNIOR TEAM KTM

1	2:59.509	1:25.270	35.901	24.263	34.075	48.5
2	1:51.473	20.280	34.392	23.544	33.257	238.9
3	1:50.561	20.078	238.4
4	5:53.231B
5	20:00.951	...	36.292	23.628	33.515	129.0
6	1:51.862	20.400	34.294	23.445	33.723	229.4
7	2:01.067	20.348	36.387	24.855	39.477	231.3
8	1:51.488	20.677	34.132	23.333	33.346	229.9
9	1:51.169	20.372	34.185	23.331	33.281	231.8

55 **NOAH DETTWILER** SWI
CUNA DE CAMPEONES KTM

1	2:59.940	1:26.759	35.262	24.042	33.877	53.8
2	1:51.460	20.515	34.096	23.520	33.329	240.5
3	1:51.002	20.353	33.906	23.403	33.340	239.5
4	1:50.648	20.272	33.842	23.390	33.144	236.9
5	1:51.072	20.260	34.237	23.330	33.245	236.3
6	2:36.487B	46.524	38.680	23.891	47.392	232.3
7	6:24.831	4:52.805	34.648	23.655	33.723	162.8
8	1:52.069	20.467	34.490	23.466	33.646	228.4
9	1:51.811	20.610	34.289	23.523	33.389	231.3
10	2:04.280B	21.006	34.796	23.914	44.564	226.0
11	7:21.624	5:48.749	35.901	23.456	33.518	78.4
12	1:52.007	20.232	34.119	23.526	34.130	234.3



JuniorGP
FIM JuniorGP - BARCELONA
Practice
Sector Analysis

— Invalidated Lap ■ Personal Best ■ Session Best B Crossing the pit lane

Lap	Time	Sector 1	Sector 2	Sector 3	Sector 4	T.Sp
13	2:01.444	20.843	36.487	24.326	39.788	218.8
14	1:51.248	20.487	34.056	23.245	33.460	233.8
15	1:51.306	20.478	34.087	23.313	33.428	229.4

48 GABIN PLANQUES FRA						
FIRST BIKE ACADEMY KTM						
Lap	Time	Sector 1	Sector 2	Sector 3	Sector 4	T.Sp
1	3:10.527	1:33.782	35.898	24.030	36.817	88.0
2	1:50.721	20.180	33.970	23.377	33.194	233.3
3	1:50.680	20.335	33.937	23.382	33.026	235.8
4	1:52.754	20.182	33.943	23.415	35.214	234.8
5	1:50.933	20.230	33.926	23.402	33.375	233.8
6	1:55.346	21.156	36.897	24.024	33.269	233.3
7	2:06.574 B	20.387	35.009	24.441	46.737	230.8
8	11:45.114	...	40.107	24.049	35.426	148.9
9	2:05.417 B	20.766	34.502	23.583	46.566	229.4
10	2:28.407	55.366	35.700	23.887	33.454	152.7
11	1:51.977	20.456	34.416	23.567	33.538	226.5
12	2:13.237 B	20.789	35.048	23.989	53.411	223.7
13	3:22.448	1:42.406	40.430	23.782	35.830	78.3
14	1:51.896	20.433	34.472	23.423	33.568	228.4

94 FACUNDO LLAMBIAS URU						
TEAM ESTRELLA GALICIA 0,0 HONDA						
Lap	Time	Sector 1	Sector 2	Sector 3	Sector 4	T.Sp
1	2:57.891	1:24.990	35.440	23.972	33.489	80.5
2	1:50.729	20.370	33.843	23.201	33.315	234.8
3	1:51.320	20.322	34.697	23.149	33.152	235.3
4	1:50.730	20.520	33.804	23.172	33.234	232.8
5	2:06.158 B	20.250	33.873	23.501	48.534	232.3
6	5:41.379	4:09.827	34.317	23.601	33.634	165.0
7	1:51.259	20.525	34.076	23.378	33.280	230.3
8	1:50.988	20.395	34.078	23.314	33.201	231.8
9	1:50.974	20.315	34.038	23.296	33.325	232.3
10	2:03.957 B	21.021	34.832	24.041	44.063	227.9
11	6:53.235	5:20.894	34.800	23.606	33.935	162.5
12	1:51.393	20.504	34.034	23.476	33.379	228.9
13	1:51.333	20.515	34.089	23.398	33.331	227.9
14	1:56.603	20.328	35.388	26.111	34.776	230.3
15	1:57.529	20.518	34.170	23.264	39.577	229.4
16	1:50.775	20.609	34.006	23.056	33.104	234.8

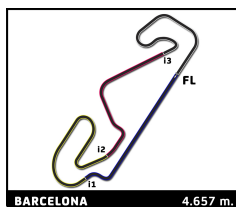
74 ALEX GOURDON FRA						
TEAM ESTRELLA GALICIA 0,0 HONDA						
Lap	Time	Sector 1	Sector 2	Sector 3	Sector 4	T.Sp
1	2:58.462	1:16.430	44.224	24.103	33.705	71.4
2	1:51.522	20.476	34.249	23.411	33.386	231.3
3	1:50.776	20.237	34.021	23.310	33.208	231.3
4	1:51.414	20.639	33.961	23.374	33.440	231.3
5	1:52.742	20.588	35.139	23.611	33.404	227.9
6	2:09.158 B	20.967	35.892	24.609	47.690	233.8
7	15:43.314	...	35.911	23.998	37.855	154.0
8	2:04.270 B	20.566	35.170	24.248	44.286	229.9
9	3:31.255	1:55.078	36.239	25.103	34.835	160.1
10	1:52.566	20.890	34.544	23.537	33.595	223.2
11	1:53.467	20.627	34.760	23.801	34.279	227.4
12	1:53.344	20.891	34.768	23.655	34.030	224.6
13	1:57.234	21.393	36.889	24.538	34.414	225.6

71 TORIN COLLINS CAN							
AGR TEAM KTM							
Lap	Time	Sector 1	Sector 2	Sector 3	Sector 4	T.Sp	
1	3:00.242	1:20.708	41.129	24.353	34.052	57.0	
2	1:51.473	20.457	34.315	23.415	33.286	233.8	
3	1:50.796	20.376	33.997	23.301	33.122	232.8	
4	1:51.864	20.348	34.182	23.644	33.690	234.3	
5	2:05.517 B	20.291	34.454	23.789	46.983	235.8	
6	10:22.044	8:48.895	35.565	23.781	33.803	155.3	
7	1:51.582	20.647	34.223	23.379	33.333	229.9	
8	2:02.533	20.909	36.734	24.042	40.848	229.4	
9	1:54.702	21.014	35.944	24.015	33.729	225.1	
10	2:04.847 B	20.628	34.640	23.878	45.701	227.0	
11	4:02.402	2:29.477	35.217	23.708	34.000	152.7	
12	1:52.567	20.796	34.597	23.430	33.744	224.2	
13	1:51.267	20.552	34.225	23.378	33.112	228.4	
14	1:51.715	20.302	34.152	23.368	33.893	230.8	
15	1:51.605	20.464	34.330	23.405	33.406	232.3	

34 CESARE TIEZZI ITA							
AC RACING TEAM KTM							
Lap	Time	Sector 1	Sector 2	Sector 3	Sector 4	T.Sp	
1	3:02.852	1:27.948	36.119	24.327	34.458	78.1	
2	1:52.441	20.423	34.598	23.716	33.704	232.8	
3	1:52.166	20.326	34.637	23.689	33.514	235.8	
4	1:52.059	20.637	34.455	23.334	33.633	234.3	
5	1:50.934	20.068	34.148	23.394	33.324	235.8	
6	2:12.043 B	21.484	38.701	24.397	47.461	234.3	
7	11:46.820	...	35.970	23.664	37.368	154.9	
8	1:53.427	20.317	34.672	23.579	34.859	235.8	
9	1:52.126	20.504	34.413	23.459	33.750	232.3	
10	2:08.595 B	20.785	36.744	24.717	46.349	232.8	
11	4:35.736 B	2:38.097	38.843	24.502	54.294	141.4	
12	3:25.697	1:49.379	37.310	23.595	35.413	156.2	
13	1:51.875	20.468	34.393	23.382	33.632	232.8	

52 AOI UEZU JPN							
MTA JUNIOR TEAM KTM							
Lap	Time	Sector 1	Sector 2	Sector 3	Sector 4	T.Sp	
1	3:01.456	1:21.480	40.983	24.512	34.481	79.6	
2	1:52.834	20.729	34.431	23.769	33.905	228.9	
3	1:52.375	20.895	34.317	23.618	33.545	227.0	
4	1:52.623	20.732	34.566	23.727	33.598	228.4	
5	1:54.363	20.656	35.236	23.560	34.911	231.3	
6	2:07.284 B	21.100	35.037	23.798	47.349	225.1	
7	8:28.545	6:54.914	35.610	24.054	33.967	151.8	
8	1:53.082	20.734	34.745	23.798	33.805	227.9	
9	1:53.646	20.810	34.656	23.719	34.461	226.5	
10	1:52.167	20.626	34.340	23.609	33.592	228.9	
11	1:52.645	20.862	34.464	23.642	33.677	225.6	
12	1:56.530	22.160	36.183	23.880	34.307	226.0	
13	1:58.772	21.134	35.865	23.348	37.425	224.2	
14	1:53.297	20.855	34.716	23.783	33.943	226.0	
15	1:55.282	20.896	35.044	24.049	35.293	225.1	
16	1:56.613	21.211	35.035	24.015	36.352	221.4	
17	1:54.293	20.946	35.257	23.889	34.201	223.7	

72 KANTA HAMADA JPN							
TEAM LARRESPORT HONDA							



JuniorGP

FIM JuniorGP - BARCELONA

Practice

Sector Analysis

— Invalidated Lap ■ Personal Best ■ Session Best B Crossing the pit lane

Lap	Time	Sector 1	Sector 2	Sector 3	Sector 4	T.Sp'd	Lap	Time	Sector 1	Sector 2	Sector 3	Sector 4	T.Sp'd
1	18:04.633	...	36.261	24.025	34.513	130.4							
2	1:53.245	20.528	35.056	23.788	33.873	232.3							
3	1:53.698	20.625	34.990	23.611	34.472	233.3							
4	2:09.735 B	20.474	34.995	24.167	50.099	234.8							
5	7:30.339 B	5:36.034	38.717	24.013	51.575	139.4							
6	2:25.654	52.556	35.282	23.831	33.985	162.0							
7	1:53.103	20.558	34.766	23.642	34.137	230.3							
8	1:52.451	20.617	34.540	23.455	33.839	231.3							
9	1:52.971	20.534	34.818	23.548	34.071	231.8							
10	1:53.346	20.499	35.085	23.506	34.256	231.8							

9	LI SHUAI	CHN
	STV LAGLISSE RACING	HUSQVARNA

1	2:09.395	29.880	37.923	25.591	36.001	164.2
2	2:00.671	22.181	37.201	25.342	35.947	215.3
3	2:00.518	22.615	36.482	25.637	35.784	215.3
4	1:59.402	22.435	36.346	24.963	35.658	212.3
5	2:00.417	22.397	36.861	25.318	35.841	213.6
6	2:01.438	22.320	37.144	25.704	36.270	211.1
7	2:15.117 B	22.437	37.198	26.130	49.352	214.0
8	12:33.280	...	37.219	25.877	36.167	91.7
9	1:59.552	22.114	36.516	25.169	35.753	217.0
10	1:59.791	22.110	36.928	24.903	35.850	216.6
11	2:00.165	22.287	36.859	25.385	35.634	215.7
12	2:00.899	22.104	37.238	25.551	36.006	215.3
13	2:00.679	22.388	36.792	25.064	36.435	211.1
14	1:59.389	22.070	36.437	25.076	35.806	214.9
15	1:59.301	22.123	36.589	24.980	35.609	212.8