

## Formula Winter Series

### WINTER SERIES - BARCELONA

#### Private Practice 3

#### Sector Analysis

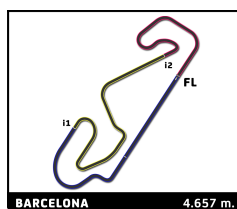
— Invalidated Lap

■ Personal Best

■ Session Best

■ Crossing the pit lane

Lap	Time	Sector 1	Sector 2	Sector 3	T.Sp	Elapsed	Lap	Time	Sector 1	Sector 2	Sector 3	T.Sp	Elapsed		
<b>3</b>	<b>Griffin PEEBLES</b> ESP							<b>8</b>	<b>Jan PRZYROWSKY</b> POL						
	MP Motorsport								Campos Racing						
	Tatuus F4 T-421								Tatuus F4 T-421						
1	2:35.249	B	55.362	52.929	46.958	129.3	2:35.249	1	3:08.848	1:48.760	46.498	33.590	158.0	3:08.848	
2	7:53.489		6:32.542	46.296	34.651	155.8	10:28.738	2	1:51.772	33.812	44.627	33.333	222.3	5:00.620	
3	1:53.055		34.162	44.913	33.980	222.8	12:21.793	3	1:52.592	33.661	45.290	33.641	225.6	6:53.212	
4	1:59.484	B	34.189	44.942	40.353	223.2	14:21.277	4	2:00.190	B	33.467	45.093	41.630	226.0	8:53.402
5	9:54.023		8:28.057	51.946	34.020	144.2	24:15.300	5	11:42.639		...	47.384	33.328	153.6	20:36.041
6	1:47.782		32.519	43.689	31.574	226.5	26:03.082	6	1:48.002		33.028	43.546	31.428	208.3	22:24.043
7	1:44.759		31.394	42.667	30.698	229.9	27:47.841	7	1:45.535		31.368	43.366	30.801	231.3	24:09.578
8	1:43.963		30.924	42.555	30.484	230.8	29:31.804	8	1:44.017		30.982	42.386	30.649	233.3	25:53.595
9	1:53.441	B	31.013	42.172	40.256	230.8	31:25.245	9	1:43.620		30.851	42.209	30.560	233.3	27:37.215
10	6:54.911		5:41.537	42.787	30.587	159.6	38:20.156	10	1:46.546		33.113	42.857	30.576	233.8	29:23.761
11	1:43.924		31.165	42.336	30.423	227.9	40:04.080	11	1:53.325	B	30.940	42.679	39.706	231.8	31:17.086
12	1:56.864	B	30.839	44.894	41.131	231.3	42:00.944	12	8:08.697		6:35.214	45.486	47.997	163.7	39:25.783
13	9:28.818		8:11.574	44.039	33.205	147.1	51:29.762	13	1:57.247	B	31.612	42.711	42.924	228.9	41:23.030
14	1:44.903		31.341	42.906	30.656	229.4	53:14.665	14	10:45.496		9:25.773	43.547	36.176	137.8	52:08.526
15	1:43.800		31.204	42.270	30.326	229.4	54:58.465	15	1:45.348		31.938	42.681	30.729	229.4	53:53.874
16	1:43.876		30.956	42.323	30.597	230.3	56:42.341	16	1:43.918		31.055	42.337	30.526	231.8	55:37.792
<b>5</b>	<b>Lorenzo CASTILLO</b> MEX							<b>9</b>	<b>René LAMMERS</b> NLD						
	Tecnicar								MP Motorsport						
	Tatuus F4 T-421								Tatuus F4 T-421						
1	2:57.678		1:27.568	51.357	38.753	127.5	2:57.678	1	2:56.392	1:11.138	1:03.143	42.111	121.3	2:56.392	
2	2:01.758		40.039	46.122	35.597	200.2	4:59.436	2	2:21.446	B	43.199	53.161	45.086	198.4	5:17.838
3	1:55.884		35.010	46.400	34.474	222.3	6:55.320	3	5:42.028		4:20.542	47.271	34.215	157.3	10:59.866
4	1:53.940		34.136	45.460	34.344	223.7	8:49.260	4	1:52.471		33.926	45.250	33.295	227.0	12:52.337
5	1:53.727		33.733	45.568	34.426	222.8	10:42.987	5	1:51.987		33.001	45.406	33.580	227.9	14:44.324
6	2:06.363	B	33.887	45.782	46.694	222.8	12:49.350	6	2:02.925	B	33.969	47.316	41.640	227.4	16:47.249
7	14:10.663		...	48.907	33.700	138.0	27:00.013	7	8:26.239		6:57.365	51.347	37.527	140.8	25:13.488
8	1:48.757		32.908	44.126	31.723	225.1	28:48.770	8	1:55.476		35.327	46.147	34.002	199.9	27:08.964
9	1:46.745		31.948	43.485	31.312	227.4	30:35.515	9	1:48.531		32.933	44.047	31.551	221.4	28:57.495
10	2:15.134	B	35.463	48.934	50.737	230.3	32:50.649	10	1:45.489		31.536	43.034	30.919	231.3	30:42.984
11	6:31.752		5:12.856	45.650	33.246	158.9	39:22.401	11	2:12.313	B	31.128	49.738	51.447	232.3	32:55.297
12	1:58.460	B	32.019	43.384	43.057	228.9	41:20.861	12	5:32.195		4:17.759	43.403	31.033	151.8	38:27.492
13	10:29.634		9:11.406	44.511	33.717	159.9	51:50.495	13	1:45.145		31.321	42.601	31.223	230.8	40:12.637
14	1:47.717		32.648	43.583	31.486	232.8	53:38.212	14	1:53.445	B	31.077	42.379	39.989	230.3	42:06.082
15	1:45.538		31.656	42.825	31.057	230.3	55:23.750	15	9:24.726		8:09.774	43.339	31.613	155.3	51:30.808
<b>7</b>	<b>Maciej GLADYSZ</b> POL							<b>10</b>	<b>Matheus FERREIRA</b> BRA						
	MP Motorsport								US Racing						
	Tatuus F4 T-421								Tatuus F4 T-421						
1	2:22.119	B	45.995	49.899	46.225	146.5	2:22.119	1	3:17.312		1:53.053	49.060	35.199	123.3	3:17.312
2	7:43.018		6:25.423	44.887	32.708	150.6	10:05.137	2	2:07.397	B	35.666	47.497	44.234	223.2	5:24.709
3	1:50.202		33.706	44.074	32.422	225.1	11:55.339	3	7:43.824	B	6:14.918	46.477	42.429	159.9	13:08.533
4	1:58.453	B	32.613	43.991	41.849	224.6	13:53.792	4	2:47.570	B	1:21.523	45.472	40.575	147.3	15:56.103
5	7:03.974		5:40.938	48.096	34.940	143.8	20:57.766	5	6:08.127		4:48.939	46.384	32.804	156.4	22:04.230
6	1:49.116		33.515	44.000	31.601	203.2	22:46.882	6	1:47.719		32.445	43.748	31.526	229.9	23:51.949
7	1:45.369		31.501	42.961	30.907	229.9	24:32.251	7	1:44.802		31.270	42.802	30.730	232.8	25:36.751
8	1:44.006		31.056	42.395	30.555	231.8	26:16.257	8	1:44.455		30.852	43.069	30.534	232.8	27:21.206
9	1:43.921		30.915	42.384	30.622	233.8	28:00.178	9	1:43.658		30.772	42.364	30.522	233.8	29:04.864
10	1:45.237		31.317	42.470	31.450	234.3	29:45.415	10	1:43.652		30.712	42.373	30.567	232.8	30:48.516
11	2:01.202	B	31.358	42.355	47.489	231.3	31:46.617	11	2:17.121	B	33.272	56.189	47.660	234.3	33:05.637
12	7:21.307		6:01.699	46.383	33.225	146.7	39:07.924	12	10:18.506	B	8:22.883	1:09.392	46.231	145.3	43:24.143
13	1:47.954		32.659	43.757	31.538	224.2	40:55.878	13	8:17.620		6:57.095	44.154	36.371	162.3	51:41.763
14	2:30.034	B	32.691	1:09.888	47.455	226.5	43:25.912	14	1:44.803		31.463	42.760	30.580	229.9	53:26.566
15	8:05.597		6:50.857	43.504	31.236	158.5	51:31.509								
16	1:44.871		31.213	42.610	31.048	233.3	53:16.380								
17	1:44.665		31.217	42.760	30.688	232.8	55:01.045								



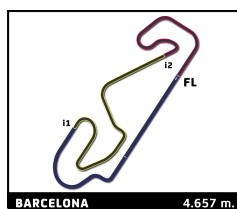
## Formula Winter Series

### WINTER SERIES - BARCELONA

#### Private Practice 3

#### Sector Analysis

_ Invalidated Lap							■ Personal Best							■ Session Best							■ Crossing the pit lane																																																																																																																						
Lap	Time	Sector 1	Sector 2	Sector 3	T.Spd	Elapsed	Lap	Time	Sector 1	Sector 2	Sector 3	T.Spd	Elapsed	Lap	Time	Sector 1	Sector 2	Sector 3	T.Spd	Elapsed	Lap	Time	Sector 1	Sector 2	Sector 3	T.Spd	Elapsed																																																																																																																
15	1:45.608	30.990	42.276	32.342	231.8	55:12.174	15	1:48.097	32.769	43.636	31.692	229.9	40:28.010	16	1:59.106B	31.768	43.290	44.048	229.4	42:27.116	17	9:09.643	7:52.922	44.419	32.302	155.8	51:36.759	18	1:46.249	31.745	43.190	31.314	230.3	53:23.008	19	1:46.810	32.118	43.428	31.264	229.9	55:09.818																																																																																																		
<b>11</b>	<b>Enzo TARNVANICHKUL</b> THA												<b>18</b>	<b>Andrés CÁRDENAS</b> PER																																																																																																																													
Campos Racing Tatuus F4 T-421							Campos Racing Tatuus F4 T-421																																																																																																																																				
1	2:56.880	1:33.480	48.284	35.116	146.9	2:56.880	1	2:08.338	45.833	47.611	34.894	141.4	2:08.338	2	1:53.867	33.616	46.103	34.148	225.6	4:02.205	3	1:52.236	33.061	45.089	34.086	224.2	5:54.441	4	1:50.814	32.824	44.540	33.450	225.6	7:45.255	5	1:57.782B	32.874	44.985	39.923	224.6	9:43.037	6	10:56.717	9:36.565	46.917	33.235	137.3	20:39.754	7	1:47.879	32.693	43.625	31.561	228.4	22:27.633	8	1:46.736	31.599	43.164	31.973	230.8	24:14.369	9	1:44.686	31.457	42.540	30.689	229.9	25:59.055	10	1:44.203	31.054	42.437	30.712	231.3	27:43.258	11	1:43.851	31.060	42.243	30.548	231.3	29:27.109	12	1:57.180B	30.956	42.283	43.941	230.8	31:24.289	13	6:56.861	5:43.008	42.938	30.915	163.7	38:21.150	14	1:45.423	31.164	42.456	31.803	229.9	40:06.573	15	1:55.682B	31.229	43.094	41.359	231.3	42:02.255	16	9:18.192	8:02.914	43.661	31.617	164.0	51:20.447	17	1:44.351	31.318	42.393	30.640	229.4	53:04.798	18	1:43.970	31.117	42.275	30.578	227.9	54:48.768	19	1:50.894B	30.979	42.709	37.206	229.4	56:39.662
<b>12</b>	<b>Gianmarco PRADEL</b> AUS												<b>19</b>	<b>Kabir ANURAG</b> SGP																																																																																																																													
US Racing Tatuus F4 T-421							US Racing Tatuus F4 T-421																																																																																																																																				
1	2:23.997	54.771	52.267	36.959	141.0	2:23.997	1	2:26.468	57.905	51.021	37.542	136.1	2:26.468	2	2:06.129B	35.550	46.910	43.669	218.3	4:32.597	3	7:10.429B	5:38.712	47.244	44.473	143.2	11:43.026	4	3:01.426B	1:30.829	46.306	44.291	150.2	14:44.452	5	8:48.149	7:23.796	50.926	33.427	146.1	23:32.601	6	1:48.422	33.047	43.835	31.540	228.4	25:21.023	7	1:46.012	31.687	42.998	31.327	231.8	27:07.035	8	1:44.661	31.269	42.631	30.761	231.3	28:51.696	9	1:44.299	31.084	42.491	30.724	232.3	30:35.995	10	2:06.077B	34.306	48.125	43.646	236.9	32:42.072	11	9:13.596B	7:40.069	45.007	48.520	159.4	41:55.668	12	9:52.963	8:31.659	44.710	36.594	129.6	51:48.631	13	1:45.130	31.562	42.816	30.752	233.3	53:33.761	14	1:44.312	31.076	42.622	30.614	233.8	55:18.073																																			
<b>14</b>	<b>Wiktor DOBRZANSKI</b> POL												<b>21</b>	<b>Lucas FLUXÁ</b> ESP																																																																																																																													
Tecnicar Tatuus F4 T-421							F4MP Motorsport Tatuus F4 T-421																																																																																																																																				
1	2:27.605	57.510	52.132	37.963	117.9	2:27.605	1	2:28.627	59.584	51.637	37.406	144.4	2:28.627	2	2:10.719B	36.023	48.120	46.576	221.9	4:39.346	3	6:35.619	5:14.707	46.680	34.232	158.5	11:14.965	4	1:53.643	34.240	45.714	33.689	222.8	13:08.608	5	1:53.217	33.595	45.491	34.131	224.6	15:01.825	6	2:01.600B	34.156	45.821	41.623	223.2	17:03.425	7	7:35.160	6:11.358	49.479	34.323	156.2	24:38.585	8	1:51.102	34.454	44.617	32.031	206.7	26:29.687	9	1:46.154	31.761	43.215	31.178	229.4	28:15.841	10	1:44.924	31.367	42.604	30.953	229.9	30:00.765																																																															



## Formula Winter Series

### WINTER SERIES - BARCELONA

#### Private Practice 3

#### Sector Analysis

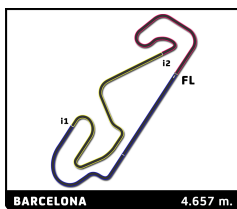
— Invalidated Lap

■ Personal Best

■ Session Best

B Crossing the pit lane

Lap	Time	Sector 1	Sector 2	Sector 3	T.Spd	Elapsed	Lap	Time	Sector 1	Sector 2	Sector 3	T.Spd	Elapsed
11	6:40.782 B	31.163	5:25.323	44.296	229.9	36:41.547	16	2:09.604 B	33.139	51.836	44.629	231.3	42:52.424
12	14:52.371	...	45.366	31.837	153.6	51:33.918	17	8:32.315	7:15.505	43.882	32.928	160.6	51:24.739
13	1:45.263	31.576	42.783	30.904	230.8	53:19.181	18	1:44.543	31.226	42.586	30.731	229.9	53:09.282
14	1:44.942	31.386	42.517	31.039	230.8	55:04.123	19	1:44.206	30.981	42.612	30.613	231.3	54:53.488
<b>22</b> Nathanael BERREBY CHE							<b>25</b> Arthur DORISON FRA						
Maffi Racing Tatuus F4 T-421							Jenzer Motorsport Tatuus F4 T-421						
1	2:40.948	1:09.152	52.375	39.421	123.5	2:40.948	1	2:37.660	1:12.501	49.618	35.541	147.3	2:37.660
2	2:02.232	36.638	49.824	35.770	215.3	4:43.180	2	1:52.904	33.593	45.675	33.636	224.6	4:30.564
3	2:10.966 B	35.184	47.477	48.305	221.4	6:54.146	3	1:52.651	33.709	45.572	33.370	227.9	6:23.215
4	6:46.566	5:15.297	53.203	38.066	142.9	13:40.712	4	1:52.086	33.046	45.240	33.800	227.4	8:15.301
5	2:07.257	36.869	51.255	39.133	221.9	15:47.969	5	1:57.918 B	33.520	45.764	38.634	224.6	10:13.219
6	2:00.132	35.621	48.318	36.193	221.9	17:48.101	6	1:43.800	...	46.861	33.131	156.4	21:57.019
7	1:57.653	35.360	47.445	34.848	211.5	19:45.754	7	1:46.781	32.341	43.318	31.122	227.4	23:43.800
8	1:57.836	33.937	47.806	36.093	224.6	21:43.590	8	1:44.792	31.274	42.798	30.720	232.8	25:28.592
9	1:54.198	33.711	46.111	34.376	225.6	23:37.788	9	1:44.351	31.084	42.366	30.901	233.3	27:12.943
10	1:53.682	33.107	46.186	34.389	225.6	25:31.470	10	1:54.622 B	31.217	43.552	39.853	238.4	29:07.565
11	1:53.270	33.610	46.130	33.530	222.8	27:24.740	11	9:41.980	8:28.030	43.027	30.923	164.7	38:49.545
12	1:54.647	35.072	46.401	33.174	227.4	29:19.387	12	1:44.044	31.087	42.448	30.509	229.9	40:33.589
13	2:03.771 B	32.604	45.911	45.256	226.0	31:23.158	13	2:04.431 B	31.847	52.860	39.724	232.3	42:38.020
14	7:16.516	5:58.262	45.307	32.947	158.9	38:39.674	14	8:48.889	7:30.979	43.491	34.419	164.5	51:26.909
<b>23</b> Preston LAMBERT USA							<b>26</b> Enea FREY CHE						
Rodin Motorsport Tatuus F4 T-421							Jenzer Motorsport Tatuus F4 T-421						
1	2:35.436	1:08.659	50.963	35.814	136.6	2:35.436	1	2:41.118	1:13.038	51.554	36.526	146.3	2:41.118
2	1:57.868	35.673	47.535	34.660	219.2	4:33.304	2	1:56.472	34.705	46.251	35.516	221.4	4:37.590
3	1:55.997	34.733	46.603	34.661	223.7	6:29.301	3	2:00.616 B	34.199	46.068	40.349	224.6	6:38.206
4	1:56.650	34.234	47.803	34.613	225.6	8:25.951	4	9:21.613	8:01.367	46.578	33.668	147.9	15:59.819
5	2:02.339 B	34.137	46.504	41.698	222.8	10:28.290	5	1:49.496	33.126	44.318	32.052	226.0	17:49.315
6	2:35.497 B	1:07.564	47.334	40.599	150.8	13:03.787	6	1:47.027	32.317	43.368	31.342	228.4	19:36.342
7	5:28.184 B	4:00.655	47.634	39.895	143.6	18:31.971	7	1:45.607	31.446	42.841	31.320	230.3	21:21.949
8	12:02.048	...	47.805	33.908	138.3	30:34.019	8	1:48.351	31.597	45.361	31.393	229.4	23:10.300
9	2:06.569 B	33.835	49.492	43.242	225.6	32:40.588	9	1:45.240	31.247	42.853	31.140	232.3	24:55.540
10	5:54.681	4:37.556	45.107	32.018	161.5	38:35.269	10	1:45.196	31.337	42.734	31.125	232.3	26:40.736
11	1:47.525	32.255	43.638	31.632	232.3	40:22.794	11	1:44.434	31.131	42.539	30.764	232.8	28:25.170
12	2:01.588 B	31.613	43.609	46.366	233.8	42:24.382	12	1:45.423	31.144	43.378	30.901	233.3	30:10.593
13	9:25.194	8:05.356	45.510	34.328	159.6	51:49.576	13	2:00.185 B	31.000	44.613	44.572	231.3	32:10.778
14	1:46.344	32.095	43.112	31.137	229.9	53:35.920	14	6:35.946	5:21.383	43.105	31.458	157.6	38:46.724
15	1:44.590	31.292	42.613	30.685	232.3	55:20.510	15	1:45.577	31.593	42.831	31.153	229.9	40:32.301
<b>24</b> Adam HIDEG HUN							<b>27</b> Edouard BORGNA FRA						
Jenzer Motorsport Tatuus F4 T-421							Jenzer Motorsport Tatuus F4 T-421						
1	2:33.858	1:10.140	49.220	34.498	148.5	2:33.858	1	2:42.747	1:13.926	51.979	36.842	144.0	2:42.747
2	1:52.549	33.711	45.155	33.683	223.2	4:26.407	2	1:59.046	35.052	48.358	35.636	227.0	4:41.793
3	1:52.329	33.510	45.080	33.739	226.5	6:18.736	3	1:54.878	34.052	46.420	34.406	227.0	6:36.671
4	2:04.929 B	33.620	46.388	44.921	226.0	8:23.665	4	1:54.519	33.475	46.406	34.638	226.0	8:31.190
5	7:47.806	6:27.468	47.414	32.924	136.2	16:11.471	5	1:55.794	34.643	46.048	35.103	227.4	10:26.984
6	1:49.396	32.413	44.534	32.449	227.0	18:00.867	6	1:54.691	33.791	46.063	34.837	226.0	12:21.675
7	1:46.972	31.952	43.141	31.879	229.9	19:47.839	7	2:03.934 B	33.972	46.828	43.134	225.6	14:25.609
8	1:47.759	31.675	42.780	33.304	231.8	21:35.598							
9	1:45.712	31.550	43.001	31.161	233.3	23:21.310							
10	1:44.211	31.000	42.446	30.765	233.3	25:05.521							
11	1:44.156	30.864	42.577	30.715	235.3	26:49.677							
12	1:44.017	30.868	42.577	30.572	234.8	28:33.694							
13	1:52.432 B	30.782	42.539	39.111	234.8	30:26.126							
14	8:30.420	7:14.972	44.148	31.300	156.7	38:56.546							
15	1:46.274	31.080	44.276	30.918	231.8	40:42.820							



### Formula Winter Series WINTER SERIES - BARCELONA

### Private Practice 3

### Sector Analysis

Legend: \_ Invalidated Lap   Personal Best   Session Best   Crossing the pit lane

Lap	Time	Sector 1	Sector 2	Sector 3	T.Spd	Elapsed	Lap	Time	Sector 1	Sector 2	Sector 3	T.Spd	Elapsed
8	<u>6:39.439</u>	5:14.844	50.359	<u>34.236</u>	146.1	21:05.048	8	1:45.024	31.717	42.586	30.721	229.4	23:19.639
9	1:51.877	35.367	44.533	31.977	198.0	22:56.925	9	1:45.115	31.226	43.248	30.641	230.8	25:04.754
10	<u>1:46.986</u>	31.852	43.717	<u>31.417</u>	230.3	24:43.911	10	<span style="background-color: #90EE90;">1:44.010</span>	31.134	<span style="background-color: #90EE90;">42.266</span>	<span style="background-color: #90EE90;">30.610</span>	231.8	26:48.764
11	1:48.196	31.897	44.585	31.714	231.3	26:32.107	11	<u>1:44.028</u>	31.086	42.369	<u>30.573</u>	231.3	28:32.792
12	<span style="background-color: #90EE90;">1:46.179</span>	31.476	43.292	<span style="background-color: #90EE90;">31.411</span>	232.3	28:18.286	12	<u>1:44.074</u>	<u>31.025</u>	42.317	<u>30.732</u>	230.8	30:16.866
13	<u>1:46.242</u>	<span style="background-color: #90EE90;">31.344</span>	43.546	<u>31.352</u>	232.8	30:04.528	13	2:01.539 <b>B</b>	<u>31.077</u>	43.702	46.760	231.3	32:18.405
14	2:02.820 <b>B</b>	31.492	47.204	44.124	231.3	32:07.348	14	8:03.378 <b>B</b>	6:45.981	45.082	<u>32.315</u>	152.9	40:21.783
15	7:53.431	6:37.057	44.620	31.754	162.3	40:00.779	15	1:58.787 <b>B</b>	32.017	43.127	43.643	226.5	42:20.570
16	1:59.038 <b>B</b>	31.647	44.899	42.492	230.8	41:59.817	16	9:49.255	8:33.861	43.457	31.937	161.5	52:09.825
17	9:28.244	8:10.994	44.102	33.148	160.1	51:28.061	17	<u>1:49.233</u>	32.656	<u>45.173</u>	31.404	222.8	53:59.058
18	<u>1:49.622</u>	31.713	44.889	<u>33.020</u>	231.3	53:17.683	18	<u>1:44.143</u>	<span style="background-color: #90EE90;">31.069</span>	<u>42.430</u>	<u>30.644</u>	231.3	55:43.201
19	<u>1:46.032</u>	<u>31.884</u>	<span style="background-color: #90EE90;">43.113</span>	<u>31.035</u>	227.9	55:03.715							

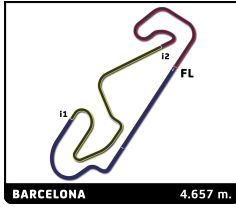
<b>28</b>	<b>Douwe DEDECKER</b>	BEL				
GRS	Tatuus F4 T-421					
1	<u>2:57.847</u>	1:34.987	47.788	<u>35.072</u>	156.2	2:57.847
2	1:55.175	<u>34.570</u>	46.263	<u>34.342</u>	225.6	4:53.022
3	2:02.886 <b>B</b>	<u>34.642</u>	46.324	41.920	229.4	6:55.908
4	5:26.396 <b>B</b>	3:59.670	46.215	40.511	163.2	12:22.304
5	6:16.972	4:51.728	50.962	34.282	133.7	18:39.276
6	1:53.885	36.063	45.089	32.733	173.4	20:33.161
7	<u>1:47.242</u>	32.408	43.459	<u>31.375</u>	230.3	22:20.403
8	1:44.967	31.377	42.717	30.873	230.8	24:05.370
9	<span style="background-color: #90EE90;">1:44.475</span>	<span style="background-color: #90EE90;">31.070</span>	42.670	30.735	230.3	25:49.845
10	1:50.759 <b>B</b>	31.268	42.769	36.722	232.3	27:40.604
11	11:45.650	...	44.999	48.053	164.5	39:26.254
12	1:58.100 <b>B</b>	31.765	43.039	43.296	232.8	41:24.354
13	10:40.437	9:20.204	43.479	36.754	164.5	52:04.791
14	1:47.613	31.427	42.916	<u>33.270</u>	230.8	53:52.404
15	1:44.604	31.351	<span style="background-color: #90EE90;">42.575</span>	<span style="background-color: #90EE90;">30.678</span>	230.8	55:37.008

<b>31</b>	<b>Akshay BOHRA</b>	IND				
US Racing	Tatuus F4 T-421					
1	3:20.851	1:55.972	49.845	35.034	154.2	3:20.851
2	2:05.538 <b>B</b>	34.660	46.680	44.198	224.2	5:26.389
3	13:41.246	...	48.780	34.044	145.2	19:07.635
4	1:48.543	33.217	43.789	31.537	224.2	20:56.178
5	1:45.527	31.636	42.798	31.093	230.3	22:41.705
6	1:47.083	31.334	43.634	32.115	233.3	24:28.788
7	1:44.170	31.114	<span style="background-color: #90EE90;">42.420</span>	30.636	231.8	26:12.958
8	1:45.937	<span style="background-color: #90EE90;">30.875</span>	42.786	32.276	233.8	27:58.895
9	1:44.291	30.964	42.666	30.661	233.3	29:43.186
10	2:01.832 <b>B</b>	30.909	42.425	48.498	232.8	31:45.018
11	10:02.946 <b>B</b>	8:24.947	44.301	53.698	161.3	41:47.964
12	10:21.685	9:05.464	43.854	32.367	145.9	52:09.649
13	1:45.544	31.367	43.139	31.038	229.9	53:55.193
14	<span style="background-color: #90EE90;">1:43.865</span>	30.970	42.499	<span style="background-color: #90EE90;">30.396</span>	231.8	55:39.058

<b>33</b>	<b>Mikkel PEDERSEN</b>	DNK				
DriveX	Tatuus F4 T-421					
1	2:12.488	50.782	47.089	34.617	156.0	2:12.488
2	1:53.703	34.219	45.418	34.066	223.7	4:06.191
3	2:01.222 <b>B</b>	33.670	45.036	42.516	224.2	6:07.413
4	10:05.302	8:45.302	46.596	33.404	150.8	16:12.715
5	1:49.835	32.959	44.021	32.855	225.6	18:02.550
6	1:46.649	31.957	43.102	31.590	231.3	19:49.199
7	1:45.416	31.433	42.938	31.045	232.3	21:34.615

<b>35</b>	<b>Flavio OLIVIERI</b>	ITA				
CRAM	Tatuus F4 T-421					
1	2:38.509	1:14.278	49.388	34.843	141.7	2:38.509
2	1:55.548	34.611	46.630	34.307	224.2	4:34.057
3	1:55.641	34.441	46.181	35.019	224.2	6:29.698
4	1:56.786	34.361	47.319	35.106	224.6	8:26.484
5	2:03.852	34.015	46.819	43.018	225.6	10:30.336
6	<span style="background-color: #90EE90;">1:56.800</span>	34.542	47.905	<span style="background-color: #90EE90;">34.353</span>	225.1	12:27.136
7	2:03.609 <b>B</b>	34.128	46.655	42.826	224.2	14:30.745
8	7:21.979	6:01.576	47.673	32.730	130.5	21:52.724
9	1:47.407	32.488	43.598	31.321	224.6	23:40.131
10	1:45.749	31.488	43.123	31.138	231.3	25:25.880
11	1:44.785	31.194	42.909	<span style="background-color: #90EE90;">30.682</span>	229.9	27:10.665
12	1:44.386	<span style="background-color: #90EE90;">31.074</span>	42.611	30.701	231.8	28:55.051
13	<span style="background-color: #90EE90;">1:44.331</span>	31.113	<span style="background-color: #90EE90;">42.520</span>	30.698	230.8	30:39.382
14	2:12.761 <b>B</b>	32.522	48.780	51.459	230.8	32:52.143
15	6:28.831	4:59.364	44.612	44.855	164.5	39:20.974
16	2:06.247 <b>B</b>	36.042	44.887	45.318	192.8	41:27.221
17	10:22.497	9:01.206	47.203	34.088	142.1	51:49.718
18	1:47.157	32.603	43.296	31.258	229.4	53:36.875
19	1:45.350	31.296	42.880	31.174	232.8	55:22.225

<b>37</b>	<b>Filippo FIORENTINO</b>	BRA				
CRAM	Tatuus F4 T-421					
1	2:43.301	1:17.484	49.503	36.314	130.7	2:43.301
2	1:57.640	35.067	48.051	34.522	217.9	4:40.941
3	1:54.808	34.574	46.207	34.027	222.8	6:35.749
4	1:54.507	33.901	46.282	34.324	221.4	8:30.256
5	<u>1:55.835</u>	34.415	46.378	<u>35.042</u>	222.8	10:26.091
6	<u>1:54.953</u>	33.834	46.529	<u>34.590</u>	221.4	12:21.044
7	1:54.081	33.791	45.869	34.421	221.0	14:15.125
8	1:53.772	33.962	45.610	34.200	226.0	16:08.897
9	2:05.435 <b>B</b>	33.652	45.992	45.791	221.4	18:14.332
10	6:05.921	4:43.832	47.933	34.156	114.0	24:20.253
11	1:48.976	32.718	44.644	31.614	223.2	26:09.229
12	1:46.517	32.171	43.209	31.137	230.8	27:55.746
13	<u>1:45.442</u>	31.238	42.899	<u>31.305</u>	232.3	29:41.188
14	<u>1:58.534</u> <b>B</b>	<u>31.887</u>	42.978	43.669	231.3	31:39.722
15	7:00.344	5:44.372	43.722	32.250	162.8	38:40.066
16	1:46.403	32.223	43.132	31.048	231.8	40:26.469
17	1:59.311 <b>B</b>	31.432	43.276	44.603	229.4	42:25.780
18	8:56.030	7:40.747	43.813	31.470	165.0	51:21.810
19	1:46.116	31.630	42.883	31.603	231.3	53:07.926
20	<span style="background-color: #90EE90;">1:44.632</span>	<span style="background-color: #90EE90;">31.184</span>	<span style="background-color: #90EE90;">42.555</span>	<u>30.893</u>	232.3	54:52.558
21	1:44.732	31.225	42.814	<span style="background-color: #90EE90;">30.693</span>	230.8	56:37.290



## Formula Winter Series WINTER SERIES - BARCELONA

### Private Practice 3

### Sector Analysis

\_ Invalidated Lap

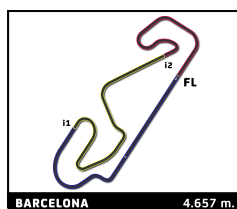
■ Personal Best

■ Session Best

■ Crossing the pit lane

Lap	Time	Sector 1	Sector 2	Sector 3	T.Sp	Elapsed	Lap	Time	Sector 1	Sector 2	Sector 3	T.Sp	Elapsed		
<b>44</b>	<b>Ernesto RIVERA</b>						MEX	<b>48</b>	<b>Nathan TYE</b>						GBR
Campos Racing Tatuus F4 T-421							Campos Racing Tatuus F4 T-421								
1	3:04.838	1:43.791	46.985	34.062	157.8	3:04.838	1	2:59.917	1:37.851	47.677	34.389	162.0	2:59.917		
2	1:54.132	34.097	45.317	34.718	223.7	4:58.970	2	2:03.572 B	34.294	45.756	43.522	226.0	5:03.489		
3	1:53.525	33.914	45.568	34.043	223.7	6:52.495	3	<u>2:14.022</u>	54.923	45.608	<u>33.491</u>	164.7	7:17.511		
4	1:54.417	34.407	45.542	34.468	224.6	8:46.912	4	<u>1:52.849</u>	<u>33.875</u>	45.686	33.288	224.6	9:10.360		
5	2:06.758 B	34.304	48.072	44.382	225.1	10:53.670	5	2:01.618 B	33.877	45.762	41.979	226.5	11:11.978		
6	9:51.456	8:28.883	47.890	34.683	148.7	20:45.126	6	9:22.018	8:01.068	47.238	33.712	152.3	20:33.996		
7	1:49.311	33.075	44.085	32.151	230.8	22:34.437	7	1:48.641	33.098	43.915	31.628	208.7	22:22.637		
8	1:47.266	33.034	43.055	31.177	231.3	24:21.703	8	1:45.536	31.670	42.973	30.893	231.8	24:08.173		
9	1:45.522	31.438	42.949	31.135	233.3	26:07.225	9	1:44.363	31.229	42.521	30.613	233.3	25:52.536		
10	<u>1:44.070</u>	31.223	42.347	<u>30.500</u>	233.3	27:51.295	10	1:44.112	31.085	42.374	30.653	232.8	27:36.648		
11	<u>1:44.295</u>	30.994	42.504	30.797	234.3	29:35.590	11	<u>1:43.942</u>	30.992	42.362	<u>30.588</u>	231.3	29:20.590		
12	1:52.710 B	<u>30.941</u>	<u>42.255</u>	39.514	238.9	31:28.300	12	<u>1:44.878</u>	31.524	<u>42.584</u>	<u>30.770</u>	233.8	31:05.468		
13	6:55.935	5:40.074	43.075	32.786	162.8	38:24.235	13	2:01.744 B	31.114	43.741	46.889	230.8	33:07.212		
14	<u>1:44.158</u>	31.177	<u>42.375</u>	<u>30.606</u>	230.3	40:08.393	14	6:20.705	5:04.470	43.520	32.715	167.3	39:27.917		
15	1:55.316 B	30.970	42.312	42.034	231.3	42:03.709	15	1:57.392 B	31.302	42.722	43.368	233.8	41:25.309		
16	9:14.701	8:00.512	43.105	31.084	164.5	51:18.410	16	<u>9:56.074</u>	8:41.048	43.536	<u>31.490</u>	165.2	51:21.383		
17	4:02.658 B	2:39.880	44.273	38.505	209.5	55:21.068	17	1:45.724	31.387	42.356	31.981	232.3	53:07.107		
18	<u>1:43.610</u>	31.063	<u>42.102</u>	<u>30.445</u>	230.3	54:50.717	18	<u>1:43.343</u>	<u>30.765</u>	<u>42.110</u>	30.468	232.3	56:34.060		
19	<u>1:43.343</u>	<u>30.765</u>	<u>42.110</u>	30.468	232.3	56:34.060									
<b>45</b>	<b>Jack BEETON</b>						AUS	<b>49</b>	<b>Finn HARRISON</b>						GBR
US Racing Tatuus F4 T-421							Campos Racing Tatuus F4 T-421								
1	2:06.141	43.628	47.609	34.904	145.7	2:06.141	1	3:17.683	1:56.065	47.596	34.022	155.3	3:17.683		
2	2:07.104 B	34.497	47.518	45.089	221.9	4:13.245	2	2:03.048 B	33.529	45.386	44.133	227.4	5:20.731		
3	2:58.359 B	1:25.082	47.663	45.614	103.9	7:11.604	3	5:13.947	3:52.202	47.841	33.904	149.1	10:34.678		
4	11:47.201	...	48.288	34.731	134.4	18:58.805	4	1:52.504	34.528	45.471	32.505	176.5	12:27.182		
5	1:52.017	34.409	44.952	32.656	218.8	20:50.822	5	1:47.870	31.989	43.350	32.531	229.9	14:15.052		
6	1:47.197	31.981	43.565	31.651	230.8	22:38.019	6	1:46.189	31.784	42.986	31.419	228.4	16:01.241		
7	<u>1:46.094</u>	31.644	43.115	31.335	232.8	24:24.113	7	<u>1:46.731</u>	31.729	<u>43.437</u>	31.565	230.3	17:47.972		
8	1:47.755	31.232	43.300	33.223	236.9	26:11.868	8	<u>1:45.543</u>	31.530	43.066	<u>30.947</u>	227.4	19:33.515		
9	<u>1:44.763</u>	31.113	42.654	<u>30.926</u>	234.3	27:56.631	9	1:44.725	31.231	<u>42.608</u>	30.886	229.4	21:18.240		
10	<u>1:44.626</u>	<u>31.120</u>	<u>42.653</u>	<u>30.853</u>	234.8	29:41.257	10	<u>1:45.439</u>	31.409	42.852	31.178	230.3	23:03.679		
11	1:57.107 B	31.117	42.832	43.158	233.8	31:38.364	11	<u>1:45.638</u>	31.451	<u>43.164</u>	<u>31.023</u>	230.3	24:49.317		
12	10:12.765 B	8:36.903	46.409	49.453	152.7	41:51.129	12	<u>1:45.597</u>	<u>31.473</u>	43.027	31.097	230.8	26:34.914		
13	9:53.062	8:31.841	44.963	36.258	160.4	51:44.191	13	<u>1:46.317</u>	31.767	43.475	<u>31.075</u>	231.3	28:21.231		
14	<u>1:45.293</u>	31.613	<u>42.917</u>	<u>30.763</u>	231.3	53:29.484	14	<u>1:45.858</u>	<u>31.526</u>	43.235	<u>31.097</u>	230.8	30:07.089		
15	<u>1:44.572</u>	<u>30.986</u>	<u>42.617</u>	30.969	231.8	55:14.056	15	<u>2:02.367 B</u>	<u>31.697</u>	46.581	44.089	230.8	32:09.456		
							16	8:36.056	7:15.504	47.969	32.583	154.9	40:45.512		
							17	2:07.954 B	33.597	49.539	44.818	213.2	42:53.466		
							18	9:00.201	7:34.602	50.116	35.483	126.7	51:53.667		
							19	1:52.045	31.490	47.918	32.637	230.8	53:45.712		
							20	<u>1:44.638</u>	<u>31.352</u>	<u>42.642</u>	<u>30.644</u>	229.9	55:30.350		
<b>46</b>	<b>Peter BOUZINELOS</b>						AUS	<b>52</b>	<b>Oleksandr SAVINKOV</b>						ITA
MP Motorsport Tatuus F4 T-421							AKM Tatuus F4 T-421								
1	2:47.545 B	1:04.444	55.726	47.375	134.6	2:47.545	1	2:53.141	1:24.008	50.903	38.230	141.4	2:53.141		
2	7:16.799	5:54.164	47.886	34.749	152.7	10:04.344	2	1:59.282	35.788	48.411	35.083	219.6	4:52.423		
3	<u>1:54.851</u>	35.693	45.496	<u>33.662</u>	219.6	11:59.195	3	2:05.362 B	34.593	47.354	43.415	223.2	6:57.785		
4	1:52.320	33.745	45.090	33.485	223.7	13:51.515	4	13:46.943	...	48.640	34.589	141.6	20:44.728		
5	2:01.655 B	33.502	45.408	42.745	226.0	15:53.170	5	1:50.960	33.948	44.640	32.372	224.6	22:35.688		
6	8:23.888	6:54.905	53.591	35.392	138.0	24:17.058	6	1:47.876	32.572	43.497	31.807	230.3	24:23.564		
7	1:51.440	34.331	44.462	32.647	226.0	26:08.498	7	1:45.946	31.497	43.079	31.370	231.3	26:09.510		
8	1:45.445	31.713	42.654	31.078	232.3	27:53.943	8	1:44.762	31.265	42.691	<u>30.806</u>	232.8	27:54.272		
9	<u>1:44.485</u>	31.171	42.618	<u>30.696</u>	232.3	29:38.428	9	<u>1:44.669</u>	31.173	42.663	30.833	233.8	29:38.941		
10	<u>1:56.504 B</u>	<u>31.043</u>	<u>42.485</u>	42.976	232.8	31:34.932									
11	6:54.585	5:38.577	44.576	31.432	164.7	38:29.517									
12	<u>1:44.364</u>	31.247	42.506	<u>30.611</u>	230.8	40:13.881									
13	2:03.444 B	<u>30.900</u>	44.230	48.314	233.3	42:17.325									
14	9:40.072	8:23.792	45.008	31.272	146.3	51:57.397									
15	1:49.887	31.255	45.782	32.850	231.3	53:47.284									
16	<u>1:44.257</u>	31.060	42.521	<u>30.676</u>	232.3	55:31.541									





## Formula Winter Series

### WINTER SERIES - BARCELONA

#### Private Practice 3

#### Sector Analysis

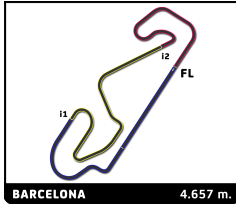
— Invalidated Lap

■ Personal Best

■ Session Best

B Crossing the pit lane

Lap	Time	Sector 1	Sector 2	Sector 3	T.Spd	Elapsed	Lap	Time	Sector 1	Sector 2	Sector 3	T.Spd	Elapsed
10	<u>1:56.929</u> B	<b>30.995</b>	<u>42.610</u>	<u>43.324</u>	233.8	31:35.870	16	<u>1:44.059</u>	30.921	<u>42.484</u>	30.654	232.3	55:16.099
11	8:21.033	7:04.324	45.205	31.504	159.4	39:56.903	<b>74</b> Lenny RIED DEU						
12	2:01.200 B	31.588	44.704	44.908	227.0	41:58.103	Monlau Motorsport Tatuus F4 T-421						
13	9:34.521	8:18.982	44.429	31.110	161.8	51:32.624	1	2:53.066	1:12.153	1:00.740	40.173	148.5	2:53.066
14	<u>1:46.570</u>	31.247	<b>42.626</b>	<u>32.697</u>	230.3	53:19.194	2	2:05.870	39.002	50.625	36.243	181.5	4:58.936
15	<u>2:03.991</u> B	<u>35.646</u>	<u>46.754</u>	41.591	218.8	55:23.185	3	2:01.139	38.444	47.787	34.908	172.3	7:00.075
<b>57</b> Reno FRANCOT NLD							4	1:54.731	33.885	46.631	34.215	221.4	8:54.806
GRS Tatuus F4 T-421							5	2:13.492 B	37.229	51.379	44.884	223.2	11:08.298
1	2:41.330	1:16.305	49.701	35.324	129.3	2:41.330	6	10:04.737	8:38.730	50.534	35.473	148.1	21:13.035
2	<u>1:56.801</u>	35.065	<u>46.602</u>	<u>35.134</u>	219.6	4:38.131	7	1:52.831	33.648	45.629	33.554	227.0	23:05.866
3	<u>2:01.872</u> B	34.299	<u>46.306</u>	41.267	226.0	6:40.003	8	1:47.008	32.067	43.548	31.393	230.8	24:52.874
4	20:26.543	...	49.246	33.775	153.1	27:06.546	9	1:45.557	31.459	43.065	31.033	231.3	26:38.431
5	1:52.461	34.091	46.473	31.897	200.2	28:59.007	10	1:45.361	31.501	42.993	30.867	230.8	28:23.792
6	<b>1:46.246</b>	31.692	43.389	<b>31.165</b>	230.3	30:45.253	11	1:48.283	32.163	44.122	31.998	235.3	30:12.075
7	2:10.857 B	31.362	48.044	51.451	230.3	32:56.110	12	2:00.270 B	31.472	43.478	45.320	229.4	32:12.345
8	6:33.493	5:18.350	43.842	31.301	157.6	39:29.603	13	7:05.626	5:42.478	44.181	38.967	163.7	39:17.971
9	1:58.881 B	<b>31.308</b>	<b>43.011</b>	44.562	230.8	41:28.484	14	1:45.961	31.672	43.002	31.287	229.4	41:03.932
<b>66</b> Francisco MACEDO PRT							15	2:27.848 B	31.263	1:04.774	51.811	229.9	43:31.780
DriveX Tatuus F4 T-421							16	8:27.114	7:09.978	45.586	31.550	160.4	51:58.894
1	2:35.738	1:09.694	50.094	35.950	151.8	2:35.738	17	1:49.341	31.379	45.092	32.870	231.8	53:48.235
2	1:54.279	34.342	46.249	33.688	226.0	4:30.017	18	<b>1:44.624</b>	<b>31.173</b>	<b>42.678</b>	<b>30.773</b>	233.3	55:32.859
3	1:54.725	33.873	45.541	35.311	227.9	6:24.742	<b>77</b> Ella LLOYD GBR						
4	2:02.246 B	33.446	45.354	43.446	227.9	8:26.988	Rodin Motorsport Tatuus F4 T-421						
5	7:51.759	6:29.900	47.931	33.928	145.9	16:18.747	1	2:13.417	49.972	47.680	35.765	130.4	2:13.417
6	1:49.663	32.755	44.519	32.389	228.9	18:08.410	2	1:55.176	34.530	46.188	34.458	226.5	4:08.593
7	1:54.155	33.688	48.234	32.233	230.3	20:02.565	3	<u>1:53.202</u>	33.185	45.743	<u>34.274</u>	226.0	6:01.795
8	1:58.348 B	31.844	44.060	42.444	230.3	22:00.913	4	1:53.581	33.309	45.554	34.718	223.7	7:55.376
9	2:17.886	1:01.295	44.470	32.121	161.5	24:18.799	5	1:52.988	33.149	45.549	<u>34.290</u>	224.2	9:48.364
10	1:46.177	32.163	43.052	<b>30.962</b>	231.8	26:04.976	6	2:03.655 B	33.317	45.276	45.062	223.2	11:52.019
11	<b>1:45.282</b>	31.285	43.011	30.986	234.3	27:50.258	7	6:17.479 B	4:25.438	1:00.741	51.300	111.9	18:09.498
12	<u>1:45.012</u>	31.219	42.834	<u>30.959</u>	233.3	29:35.270	8	12:02.812	...	50.614	35.186	132.6	30:12.310
13	1:56.198 B	31.705	42.656	41.837	231.3	31:31.468	9	2:05.417 B	34.415	44.602	46.400	198.8	32:17.727
14	<u>8:23.059</u>	7:03.857	47.879	<u>31.323</u>	165.5	39:54.527	10	6:16.780	4:59.633	45.434	31.713	160.6	38:34.507
15	2:02.345 B	31.798	43.034	47.513	227.4	41:56.872	11	1:47.909	32.282	43.203	32.424	221.0	40:22.416
16	10:13.499	8:58.074	43.792	31.633	162.5	52:10.371	12	2:00.807 B	31.665	43.596	45.546	231.8	42:23.223
17	<u>1:45.592</u>	31.667	42.829	<u>31.096</u>	232.8	53:55.963	13	9:11.624	7:54.686	44.797	32.141	160.1	51:34.847
18	1:45.530	<b>31.135</b>	<b>42.627</b>	31.768	232.8	55:41.493	14	1:45.202	<b>31.369</b>	43.257	<b>30.576</b>	230.8	53:20.049
<b>71</b> Maxim REHM DEU							15	<b>1:44.967</b>	31.402	<b>42.709</b>	30.856	230.8	55:05.016
US Racing Tatuus F4 T-421							<b>87</b> Keanu ALAZHARI UAE						
1	3:25.074	1:57.478	51.085	36.511	135.7	3:25.074	MP Motorsport Tatuus F4 T-421						
2	2:10.866 B	35.485	48.762	46.619	221.0	5:35.940	1	2:33.850 B	52.601	55.020	46.229	130.2	2:33.850
3	5:30.784 B	3:59.337	47.811	43.636	158.3	11:06.724	2	8:24.758	7:02.082	47.926	34.750	124.4	10:58.608
4	3:09.479 B	1:36.986	47.550	44.943	149.8	14:16.203	3	1:51.359	34.526	44.341	32.492	225.1	12:49.967
5	5:34.867	4:11.524	47.840	35.503	139.6	19:51.070	4	1:47.152	31.911	43.497	31.744	228.4	14:37.119
6	<u>1:49.308</u>	32.993	44.184	<u>32.131</u>	228.4	21:40.378	5	1:47.794	31.587	43.142	33.065	230.3	16:24.913
7	1:46.982	32.545	43.226	31.211	231.8	23:27.360	6	<b>1:45.069</b>	31.371	42.817	<b>30.881</b>	230.8	18:09.982
8	<u>1:44.363</u>	31.135	42.570	<u>30.658</u>	233.8	25:11.723	7	<u>1:45.787</u>	31.607	42.624	<u>31.556</u>	231.8	19:55.769
9	1:44.336	31.093	42.671	30.572	233.8	26:56.059	8	<u>1:45.204</u>	31.587	42.626	<u>30.991</u>	227.9	21:40.973
10	<b>1:43.814</b>	<b>30.840</b>	<b>42.456</b>	<b>30.518</b>	233.3	28:39.873	9	<u>1:44.953</u>	<u>31.327</u>	42.712	<u>30.914</u>	234.8	23:25.926
11	1:47.688	31.114	45.556	31.018	233.8	30:27.561	10	<u>1:44.901</u>	<b>31.072</b>	<b>42.466</b>	<u>31.363</u>	231.8	25:10.827
12	2:11.399 B	31.175	57.732	42.492	232.3	32:38.960	11	<u>2:01.765</u>	38.469	51.389	<u>31.907</u>	180.9	27:12.592
13	9:14.982 B	7:40.539	46.103	48.340	159.2	41:53.942	12	<u>1:59.095</u> B	<u>32.118</u>	43.691	43.286	230.8	29:11.687
14	9:53.366	8:31.625	43.805	37.936	138.0	51:47.308							
15	1:44.732	31.591	42.597	30.544	231.3	53:32.040							



**Formula Winter Series**  
**WINTER SERIES - BARCELONA**  
 Private Practice 3

Sector Analysis

— Invalidated Lap    ■ Personal Best    ■ Session Best    B Crossing the pit lane

Lap	Time	Sector 1	Sector 2	Sector 3	T.Spd	Elapsed	Lap	Time	Sector 1	Sector 2	Sector 3	T.Spd	Elapsed	
<b>99</b>	<b>Thomas STRAUVEN</b>								BEL					
	Rodin Motorsport								Tatuus F4 T-421					
1	<u>2:02.805</u>	42.692	46.255	<u>33.858</u>	150.6	2:02.805								
2	<u>1:53.316</u>	<u>33.862</u>	45.621	<u>33.833</u>	225.1	3:56.121								
3	<u>2:05.486</u> B	<u>34.056</u>	47.004	44.426	225.6	6:01.607								
4	4:46.545 B	3:07.577	54.646	44.322	135.2	10:48.152								
5	21:05.541 B	...	45.807	47.389	150.0	31:53.693								
6	6:39.917	5:23.270	45.049	31.598	159.9	38:33.610								
7	<u>1:47.111</u>	32.616	43.291	<u>31.204</u>	202.8	40:20.721								
8	1:58.050 B	31.834	42.804	43.412	230.3	42:18.771								
9	9:17.083	8:01.815	43.747	31.521	158.3	51:35.854								
10	1:45.419	<b>31.344</b>	<b>42.594</b>	31.481	234.3	53:21.273								
11	<b>1:45.123</b>	31.941	42.647	<b>30.535</b>	230.3	55:06.396								