

Formula Winter Series

WINTER SERIES - BARCELONA

Qualifying 2

Sector Analysis

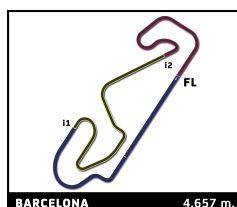
— Invalidated Lap

■ Personal Best

■ Session Best

■ Crossing the pit lane

Lap	Time	Sector 1	Sector 2	Sector 3	T.Sp	Elapsed	Lap	Time	Sector 1	Sector 2	Sector 3	T.Sp	Elapsed	
3	Griffin PEEBLES ESP							9	René LAMMERS NLD					
	MP Motorsport Tatuus F4 T-421								MP Motorsport Tatuus F4 T-421					
1	2:26.196	56.891	51.325	37.980	106.8	2:26.196	1	2:28.931	1:00.718	50.828	37.385	119.2	2:28.931	
2	2:00.624	35.809	48.879	35.936	221.4	4:26.820	2	2:02.462	37.382	48.900	36.180	221.9	4:31.393	
3	1:58.636	35.460	48.124	35.052	225.1	6:25.456	3	1:59.081	35.383	48.344	35.354	224.6	6:30.474	
4	1:56.655	34.581	47.218	34.856	226.0	8:22.111	4	1:58.092	34.785	47.917	35.390	226.5	8:28.566	
5	1:57.010	34.459	47.035	35.516	225.6	10:19.121	5	1:58.040	34.771	47.897	35.372	228.4	10:26.606	
6	1:56.288	34.419	47.392	34.477	227.0	12:15.409	6	1:57.611	34.878	47.745	34.988	227.0	12:24.217	
7	1:55.496	34.227	46.570	34.699	225.6	14:10.905	7	1:56.487	34.234	47.084	35.169	227.0	14:20.704	
8	1:54.892	34.119	46.171	34.602	223.7	16:05.797	8	1:56.912	34.695	47.277	34.940	227.0	16:17.616	
9	2:10.341 B	34.149	47.976	48.216	224.2	18:16.138	9	2:13.452 B	34.158	51.279	48.015	227.0	18:31.068	
10	6:00.921	4:39.286	46.559	35.076	93.5	24:17.059	10	5:52.519	4:26.782	46.662	39.075	161.1	24:23.587	
11	1:54.262	33.851	45.886	34.525	224.2	26:11.321	11	1:54.570	34.004	46.190	34.376	224.2	26:18.157	
5	Lorenzo CASTILLO MEX							10	Matheus FERREIRA BRA					
	Tecnicar Tatuus F4 T-421								US Racing Tatuus F4 T-421					
1	2:51.746	1:17.171	55.183	39.392	132.3	2:51.746	1	2:34.795	1:04.030	51.253	39.512	158.3	2:34.795	
2	2:07.094	38.650	50.490	37.954	218.3	4:58.840	2	2:01.685	36.284	49.003	36.398	224.6	4:36.480	
3	2:03.086	36.864	49.599	36.623	217.4	7:01.926	3	1:59.661	35.650	48.353	35.658	226.5	6:36.141	
4	2:00.835	36.203	48.541	36.091	220.1	9:02.761	4	1:59.295	35.466	47.658	36.171	227.9	8:35.436	
5	2:03.354	39.248	48.260	35.846	221.9	11:06.115	5	1:58.276	35.120	47.517	35.639	230.3	10:33.712	
6	1:59.257	35.574	48.040	35.643	223.7	13:05.372	6	1:58.437	34.797	47.559	36.081	228.9	12:32.149	
7	1:58.720	35.368	47.751	35.601	221.9	15:04.092	7	1:57.505	34.963	47.257	35.285	230.3	14:29.654	
8	1:58.355	35.319	47.540	35.496	221.9	17:02.447	8	1:58.037	34.672	47.629	35.736	228.9	16:27.691	
9	2:31.609 B	40.724	55.655	55.230	167.8	19:34.056	9	2:19.287 B	34.514	50.075	54.698	229.9	18:46.978	
10	5:30.797	3:51.148	47.757	51.892	113.4	25:04.853	10	5:47.571	4:21.042	46.683	39.846	163.0	24:34.549	
11	1:56.201	34.859	46.293	35.049	222.3	27:01.054	11	1:55.285	33.995	46.505	34.785	226.0	26:29.834	
7	Maciej GLADYSZ POL							11	Enzo TARNVANICHKUL THA					
	MP Motorsport Tatuus F4 T-421								Campos Racing Tatuus F4 T-421					
1	2:29.383	1:01.626	50.479	37.278	146.7	2:29.383	1	2:18.146	48.705	51.987	37.454	130.4	2:18.146	
2	2:00.607	36.179	48.586	35.842	220.5	4:29.990	2	2:02.195	37.218	49.042	35.935	215.7	4:20.341	
3	1:58.450	35.224	47.967	35.259	222.8	6:28.440	3	1:59.329	35.457	48.376	35.496	221.0	6:19.670	
4	2:06.301	34.797	53.712	37.792	227.9	8:34.741	4	2:08.254	35.849	52.970	39.435	225.6	8:27.924	
5	1:57.020	34.726	47.224	35.070	226.5	10:31.761	5	1:57.552	34.979	47.475	35.098	225.1	10:25.476	
6	1:59.436	35.355	48.376	35.705	229.9	12:31.197	6	2:04.631 B	34.867	47.039	42.725	225.6	12:30.107	
7	1:56.375	34.480	47.039	34.856	226.0	14:27.572	7	2:16.818	55.370	46.608	34.840	164.7	14:46.925	
8	1:56.528	34.771	46.735	35.022	225.6	16:24.100	8	1:56.324	35.287	46.453	34.584	227.4	16:43.249	
9	2:20.342 B	34.621	52.375	53.346	227.4	18:44.442	9	2:31.737 B	40.912	57.536	53.289	224.6	19:14.986	
10	5:44.051	4:15.656	51.716	36.679	158.3	24:28.493	10	4:55.781	3:28.758	50.552	36.471	162.3	24:10.767	
11	2:11.360 B	34.726	52.857	43.777	226.0	26:39.853	11	1:54.509	34.442	45.522	34.545	221.4	26:05.276	
8	Jan PRZYROWSKY POL							12	Gianmarco PRADEL AUS					
	Campos Racing Tatuus F4 T-421								US Racing Tatuus F4 T-421					
1	2:08.632	41.441	50.637	36.554	155.5	2:08.632	1	2:44.914	1:12.960	52.828	39.126	128.7	2:44.914	
2	1:59.426	35.793	48.419	35.214	216.1	4:08.058	2	2:01.888	36.494	49.270	36.124	216.1	4:46.802	
3	1:56.840	34.772	47.341	34.727	221.0	6:04.898	3	2:00.595	35.707	49.032	35.856	222.3	6:47.397	
4	1:56.009	34.450	46.897	34.662	223.7	8:00.907	4	1:59.371	35.415	48.401	35.555	224.6	8:46.768	
5	1:58.026	35.451	47.037	35.538	227.0	9:58.933	5	1:57.875	35.171	47.604	35.100	226.5	10:44.643	
6	1:56.132	34.520	46.740	34.872	225.1	11:55.065	6	1:56.584	34.771	46.976	34.837	226.5	12:41.227	
7	1:55.857	34.280	46.820	34.757	229.9	13:50.922	7	1:59.952	34.688	47.257	38.007	228.9	14:41.179	
8	1:56.385	34.448	46.482	35.455	226.5	15:47.307	8	1:57.611	34.766	47.109	35.736	228.4	16:38.790	
9	2:14.775 B	35.281	48.221	51.273	228.9	18:02.082	9	2:30.459 B	41.840	58.030	50.589	230.3	19:09.249	
10	6:01.811	4:38.885	46.652	36.274	162.3	24:03.893	10	5:36.154	4:03.193	47.611	45.350	131.8	24:45.403	
11	1:54.510	34.077	45.813	34.620	222.3	25:58.403	11	1:55.118	34.400	46.331	34.387	225.1	26:40.521	



Formula Winter Series

WINTER SERIES - BARCELONA

Qualifying 2

Sector Analysis

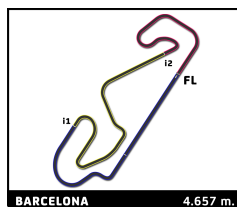
— Invalidated Lap

■ Personal Best

■ Session Best

■ Crossing the pit lane

Lap	Time	Sector 1	Sector 2	Sector 3	T.Spd	Elapsed	Lap	Time	Sector 1	Sector 2	Sector 3	T.Spd	Elapsed
14	Wiktor DOBRZANSKI POL												
	Tecnicar Tatuus F4 T-421												
1	3:01.508	1:12.948	1:02.723	45.837	131.3	3:01.508							
2	2:32.151	48.184	1:00.361	43.606	144.6	5:33.659							
3	2:23.245	44.570	57.292	41.383	161.8	7:56.904							
4	2:16.746	42.542	54.023	40.181	161.8	10:13.650							
5	2:21.068	41.597	58.970	40.501	175.9	12:34.718							
6	2:10.590	38.414	53.049	39.127	227.4	14:45.308							
7	2:04.318	36.655	50.171	37.492	227.0	16:49.626							
8	2:30.593	38.951	56.169	55.473	227.0	19:20.219							
9	5:32.573	3:57.314	50.267	44.992	132.9	24:52.792							
10	1:59.948	35.950	47.825	36.173	226.5	26:52.740							
18	Andrés CÁRDENAS PER												
	Campos Racing Tatuus F4 T-421												
1	2:11.715	43.714	51.267	36.734	148.9	2:11.715							
2	2:00.057	35.797	48.670	35.590	219.2	4:11.772							
3	1:57.482	34.939	47.595	34.948	221.4	6:09.254							
4	1:56.751	34.630	47.307	34.814	222.8	8:06.005							
5	1:56.891	34.519	47.647	34.725	224.6	10:02.896							
6	1:56.162	34.520	46.783	34.859	224.6	11:59.058							
7	1:55.401	34.234	46.531	34.636	226.0	13:54.459							
8	1:56.069	34.495	46.350	35.224	223.2	15:50.528							
9	2:12.419	34.495	47.461	50.463	222.8	18:02.947							
10	6:00.001	4:38.418	46.513	35.070	163.7	24:02.948							
11	1:54.623	34.085	45.483	35.055	221.4	25:57.571							
19	Kabir ANURAG SGP												
	US Racing Tatuus F4 T-421												
1	2:46.291	1:14.445	52.789	39.057	130.2	2:46.291							
2	2:02.896	36.749	49.512	36.635	222.8	4:49.187							
3	2:01.476	36.596	49.228	35.652	224.2	6:50.663							
4	1:58.526	35.234	47.958	35.334	227.0	8:49.189							
5	1:57.733	35.297	47.388	35.048	227.9	10:46.922							
6	1:57.335	34.940	47.371	35.024	227.4	12:44.257							
7	1:57.679	34.848	47.221	35.610	227.9	14:41.936							
8	1:58.273	34.854	46.840	36.579	229.4	16:40.209							
9	2:30.457	41.080	58.433	50.944	228.9	19:10.666							
10	5:49.671	4:12.883	46.158	50.630	106.7	25:00.337							
11	1:54.355	34.172	45.744	34.439	225.6	26:54.692							
21	Lucas FLUXÁ ESP												
	F4MP Motorsport Tatuus F4 T-421												
1	2:32.090	1:03.698	51.194	37.198	146.5	2:32.090							
2	2:01.919	36.184	49.604	36.131	221.4	4:34.009							
3	1:58.964	35.188	48.100	35.676	222.3	6:32.973							
4	1:59.319	35.083	48.527	35.709	224.6	8:32.292							
5	1:56.945	34.594	47.220	35.131	225.6	10:29.237							
6	1:58.091	34.587	47.142	36.362	227.4	12:27.328							
7	1:56.159	34.502	46.647	35.010	225.1	14:23.487							
8	1:57.387	34.796	47.123	35.468	227.9	16:20.874							
9	2:18.424	34.438	52.802	51.184	224.6	18:39.298							
10	5:49.211	4:23.441	48.244	37.526	159.2	24:28.509							
11	1:55.602	34.943	46.142	34.517	223.7	26:24.111							
22	Nathanael BERREBY CHE												
	Maffi Racing Tatuus F4 T-421												
1	2:57.284	1:18.509	57.720	41.055	114.0	2:57.284							
2	2:38.397	1:03.939	52.334	42.124	212.3	5:35.681							
3	2:24.328	43.118	59.897	41.313	217.0	8:00.009							
4	2:12.307	39.686	54.720	37.901	217.0	10:12.316							
5	2:23.518	40.491	1:02.884	40.143	219.2	12:35.834							
6	2:09.982	38.665	53.789	37.528	221.9	14:45.816							
7	2:04.565	37.384	50.136	37.045	222.3	16:49.381							
8	2:34.127	39.556	55.810	58.761	209.5	19:24.508							
9	5:42.009	4:04.236	54.083	43.690	109.7	25:06.517							
10	2:03.193	36.677	49.905	36.611	217.0	27:09.710							
23	Preston LAMBERT USA												
	Rodin Motorsport Tatuus F4 T-421												
1	3:15.716	1:29.922	1:02.270	43.524	136.9	3:15.716							
2	2:16.246	40.921	54.913	40.412	196.2	5:31.962							
3	2:11.336	39.164	52.950	39.222	223.2	7:43.298							
4	2:07.421	38.049	51.026	38.346	225.1	9:50.719							
5	2:03.982	37.424	49.548	37.010	226.5	11:54.701							
6	2:01.708	36.219	48.492	36.997	228.4	13:56.409							
7	1:59.311	35.601	47.624	36.086	230.8	15:55.720							
8	2:10.766	35.643	47.381	47.742	229.9	18:06.486							
9	6:32.598	5:02.257	47.606	42.735	153.3	24:39.084							
10	1:55.628	34.594	46.305	34.729	223.7	26:34.712							
24	Adam HIDEG HUN												
	Jenzer Motorsport Tatuus F4 T-421												
1	3:16.245	1:38.252	56.573	41.420	129.1	3:16.245							
2	2:13.048	40.952	52.767	39.329	183.6	5:29.293							
3	2:06.804	37.633	51.143	38.028	225.1	7:36.097							
4	2:06.623	37.220	51.369	38.034	227.4	9:42.720							
5	2:01.725	36.355	48.849	36.521	228.9	11:44.445							
6	2:00.309	36.028	48.077	36.204	227.9	13:44.754							
7	1:58.736	35.538	47.745	35.453	228.4	15:43.490							
8	2:13.515	35.225	47.383	50.907	228.9	17:57.005							
9	6:22.092	4:58.724	47.242	36.126	96.4	24:19.097							
10	1:54.949	34.347	46.036	34.566	230.3	26:14.046							
25	Arthur DORISON FRA												
	Jenzer Motorsport Tatuus F4 T-421												
1	3:04.305	1:34.682	52.670	36.953	123.7	3:04.305							
2	2:01.134	36.013	49.163	35.958	216.6	5:05.439							
3	1:58.740	35.268	48.035	35.437	220.5	7:04.179							
4	1:58.898	35.016	47.731	36.151	223.7	9:03.077							
5	1:57.450	35.004	47.229	35.217	229.9	11:00.527							
6	1:57.026	34.708	47.089	35.229	223.7	12:57.553							
7	1:56.997	34.751	47.046	35.200	225.1	14:54.550							
8	2:05.983	34.904	53.487	37.592	225.1	17:00.533							
9	2:28.254	39.871	57.626	50.757	207.1	19:28.787							
10	4:49.544	3:27.206	47.137	35.201	99.3	24:18.331							
11	1:55.621	34.531	46.218	34.872	226.5	26:13.952							
26	Enea FREY CHE												
	Jenzer Motorsport Tatuus F4 T-421												
1	3:25.351	1:42.872	59.598	42.881	136.4	3:25.351							



Formula Winter Series

WINTER SERIES - BARCELONA

Qualifying 2

Sector Analysis

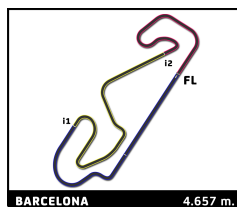
— Invalidated Lap

■ Personal Best

■ Session Best

■ Crossing the pit lane

Lap	Time	Sector 1	Sector 2	Sector 3	T.Spd	Elapsed	Lap	Time	Sector 1	Sector 2	Sector 3	T.Spd	Elapsed
2	2:15.609	40.890	54.070	40.649	191.7	5:40.960	5	1:58.570	35.218	47.145	36.207	223.7	10:20.539
3	2:11.516	38.950	53.513	39.053	221.9	7:52.476	6	1:57.622	35.010	47.381	35.231	227.0	12:18.161
4	2:06.998	37.608	51.290	38.100	227.0	9:59.474	7	1:58.588	34.800	47.163	36.625	226.0	14:16.749
5	2:11.870	36.786	56.294	38.790	231.3	12:11.344	8	1:57.633	34.695	47.656	35.282	226.5	16:14.382
6	2:02.964	36.379	49.545	37.040	229.9	14:14.308	35 Flavio OLIVIERI ITA						
7	2:00.503	35.925	48.243	36.335	231.3	16:14.811	CRAM Tatuus F4 T-421						
8	3:02.276B	1:12.560	56.164	53.552	232.8	19:17.087	1	4:26.680					4:26.680
9	5:07.383	3:41.265	48.160	37.958	109.9	24:24.470	2	2:00.246	36.157	48.237	35.852	222.8	6:26.926
10	1:55.043	34.436	46.170	34.437	224.2	26:19.513	3	1:58.666	35.291	47.811	35.564	227.0	8:25.592
27 Edouard BORGNA FRA							4	1:58.244	35.494	47.451	35.299	227.4	10:23.836
Jenzer Motorsport Tatuus F4 T-421							5	1:58.512	35.099	47.915	35.498	228.4	12:22.348
1	3:12.804	1:40.093	53.866	38.845	145.5	3:12.804	6	1:57.184	34.895	47.120	35.169	227.4	14:19.532
2	2:06.042	38.174	50.497	37.371	217.0	5:18.846	7	1:57.107	34.872	46.970	35.265	225.6	16:16.639
3	2:03.512	36.854	49.600	37.058	221.0	7:22.358	8	2:12.285B	34.819	48.998	48.468	227.4	18:28.924
4	2:01.185	36.327	48.502	36.356	221.4	9:23.543	9	5:42.569	4:21.252	46.096	35.221	113.2	24:11.493
5	1:59.729	35.777	48.073	35.879	226.0	11:23.272	10	1:54.750	34.398	45.499	34.853	224.6	26:06.243
6	1:58.484	35.404	47.475	35.605	224.6	13:21.756	37 Filippo FIORENTINO BRA						
7	1:59.185	35.267	47.924	35.994	225.6	15:20.941	CRAM Tatuus F4 T-421						
8	2:09.030B	35.175	47.202	46.653	223.7	17:29.971	1	2:48.668	1:04.920	1:00.916	42.832	93.4	2:48.668
9	6:56.766	5:29.002	49.264	38.500	163.5	24:26.737	2	2:18.054	43.634	53.761	40.659	174.0	5:06.722
10	1:56.018	34.548	46.247	35.223	223.7	26:22.755	3	2:09.870	39.071	52.129	38.670	217.0	7:16.592
28 Douwe DEDECKER BEL							4	2:06.393	37.234	51.119	38.040	226.0	9:22.985
GRS Tatuus F4 T-421							5	2:04.424	37.339	49.584	37.501	228.4	11:27.409
1	2:23.111	53.869	51.633	37.609	110.4	2:23.111	6	2:02.604	36.298	49.368	36.938	229.4	13:30.013
2	2:00.435	35.991	48.491	35.953	218.3	4:23.546	7	2:00.827	36.014	48.523	36.290	229.4	15:30.840
3	1:58.423	35.192	47.818	35.413	221.9	6:21.969	8	2:12.326B	35.699	47.805	48.822	228.9	17:43.166
4	1:58.306	34.967	47.895	35.444	223.7	8:20.275	9	6:42.011	5:13.331	50.954	37.726	96.6	24:25.177
5	2:00.826	34.787	47.527	38.512	225.6	10:21.101	10	1:57.968	34.743	47.445	35.780	224.6	26:23.145
6	1:57.421	34.887	47.610	34.924	227.9	12:18.522	44 Ernesto RIVERA MEX						
7	1:56.916	34.727	47.026	35.163	229.4	14:15.438	Campos Racing Tatuus F4 T-421						
8	2:11.273	34.941	53.910	42.422	225.6	16:26.711	1	2:13.282	43.501	51.347	38.434	152.7	2:13.282
9	2:19.354B	34.611	50.554	54.189	226.0	18:46.065	2	2:01.950	36.538	49.215	36.197	215.3	4:15.232
10	6:17.856	4:38.955	46.663	52.238	139.0	25:03.921	3	1:57.408	34.300	47.683	35.425	217.9	6:12.640
11	1:54.729	34.025	46.104	34.600	223.7	26:58.650	4	1:57.774	35.278	47.242	35.254	220.1	8:10.414
31 Akshay BOHRA IND							5	1:57.440	35.096	47.230	35.114	221.4	10:07.854
US Racing Tatuus F4 T-421							6	1:56.784	34.806	46.910	35.068	223.2	12:04.638
1	2:41.986	1:07.555	52.739	41.692	135.6	2:41.986	7	1:56.054	34.615	46.521	34.918	223.7	14:00.692
2	2:02.172	36.547	49.429	36.196	223.2	4:44.158	8	1:55.850	34.518	46.230	35.102	223.2	15:56.542
3	1:59.985	35.452	48.963	35.570	225.6	6:44.143	9	2:11.481B	35.279	47.851	48.351	226.0	18:08.023
4	1:58.898	35.152	48.274	35.472	226.5	8:43.041	10	5:57.298	4:33.652	47.086	36.560	156.7	24:05.321
5	1:58.620	35.197	48.046	35.377	227.9	10:41.661	11	1:55.639	34.565	46.286	34.788	222.3	26:00.960
6	1:57.800	35.061	47.359	35.380	227.9	12:39.461	45 Jack BEETON AUS						
7	2:01.036	34.764	48.661	37.611	229.4	14:40.497	US Racing Tatuus F4 T-421						
8	1:57.970	34.604	47.373	35.993	228.4	16:38.467	1	2:42.017B	1:04.743	51.822	45.452	153.6	2:42.017
9	2:28.504B	39.705	59.042	49.757	228.4	19:06.971	2	4:14.738	2:20.578	1:12.062	42.098	141.2	6:56.755
10	5:34.893	4:04.408	48.329	42.156	131.6	24:41.864	3	2:13.194	39.445	54.344	39.405	213.6	9:09.949
11	1:56.137	34.438	46.724	34.975	226.5	26:38.001	4	2:07.139	37.437	51.329	38.373	227.4	11:17.088
33 Mikkel PEDERSEN DNK							5	2:03.879	36.696	50.113	37.070	228.9	13:20.967
DriveX Tatuus F4 T-421							6	2:00.464	35.546	48.221	36.697	231.3	15:21.431
1	2:24.386	55.723	51.081	37.582	97.2	2:24.386	7	2:10.895B	34.787	47.865	48.243	234.3	17:32.326
2	2:01.616	36.265	49.299	36.052	220.1	4:26.002	8	7:17.928	5:39.647	50.877	47.404	130.0	24:50.254
3	1:58.480	35.518	47.831	35.131	221.4	6:24.482	9	1:56.101	34.280	46.909	34.912	224.2	26:46.355
4	1:57.487	34.913	47.435	35.139	223.2	8:21.969							



Formula Winter Series

WINTER SERIES - BARCELONA

Qualifying 2

Sector Analysis

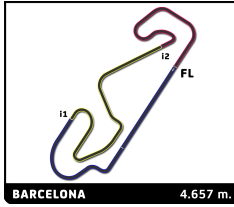
— Invalidated Lap

■ Personal Best

■ Session Best

■ Crossing the pit lane

Lap	Time	Sector 1	Sector 2	Sector 3	T.Sp	Elapsed	Lap	Time	Sector 1	Sector 2	Sector 3	T.Sp	Elapsed		
46	Peter BOUZINELOS AUS							57	Reno FRANCO NLD						
	MP Motorsport Tatuus F4 T-421								GRS Tatuus F4 T-421						
1	2:30.793	1:02.849	51.015	36.929	137.8	2:30.793	1	2:25.826	54.870	51.526	39.430	99.8	2:25.826		
2	2:01.298	36.246	49.077	35.975	220.5	4:32.091	2	2:02.777	35.987	50.621	36.169	219.6	4:28.603		
3	1:59.072	35.228	48.452	35.392	224.2	6:31.163	3	1:59.203	35.339	48.290	35.574	223.2	6:27.806		
4	1:58.266	34.960	48.017	35.289	226.0	8:29.429	4	1:58.542	34.933	47.904	35.705	225.1	8:26.348		
5	1:58.841	34.761	48.597	35.483	229.4	10:28.270	5	2:04.845	35.188	47.534	42.123	227.4	10:31.193		
6	1:57.425	34.659	47.662	35.104	229.4	12:25.695	6	1:57.217	34.607	47.577	35.033	227.0	12:28.410		
7	1:57.307	34.598	47.734	34.975	228.4	14:23.002	7	1:56.775	34.551	47.001	35.223	225.6	14:25.185		
8	1:58.811	34.800	48.392	35.619	227.0	16:21.813	8	1:58.139	34.735	47.138	36.266	225.6	16:23.324		
9	2:19.955B	34.699	52.664	52.592	227.0	18:41.768	9	2:19.797B	34.815	52.069	52.913	225.1	18:43.121		
10	5:37.801	4:14.691	47.433	35.677	98.7	24:19.569	10	5:34.494	4:11.918	47.453	35.123	96.4	24:17.615		
11	1:56.130	34.475	46.704	34.951	223.2	26:15.699	11	1:55.331	34.135	46.380	34.816	226.5	26:12.946		
48	Nathan TYE GBR							66	Francisco MACEDO PRT						
	Campos Racing Tatuus F4 T-421								DriveX Tatuus F4 T-421						
1	2:16.472	47.014	52.215	37.243	129.6	2:16.472	1	2:28.914	58.122	52.901	37.891	97.8	2:28.914		
2	2:01.363	36.260	48.955	36.148	220.5	4:17.835	2	2:04.299	38.870	49.380	36.049	207.5	4:33.213		
3	2:01.276	35.869	49.706	35.701	224.6	6:19.111	3	1:59.049	35.174	48.416	35.459	224.2	6:32.262		
4	1:59.061	35.396	47.965	35.700	227.0	8:18.172	4	1:57.820	34.764	47.761	35.295	227.0	8:30.082		
5	1:57.457	35.155	47.252	35.050	224.2	10:15.629	5	1:57.455	34.520	47.704	35.231	229.9	10:27.537		
6	1:56.896	34.832	47.111	34.953	225.1	12:12.525	6	1:57.196	34.561	47.614	35.021	226.5	12:24.733		
7	1:56.431	34.923	47.062	34.446	227.0	14:08.956	7	1:56.861	34.349	47.469	35.043	229.9	14:21.594		
8	1:55.019	34.434	46.210	34.375	224.6	16:03.975	8	1:56.506	34.714	46.919	34.873	224.6	16:18.100		
9	2:10.897B	34.388	48.514	47.995	225.1	18:14.872	9	2:15.567B	34.270	53.710	47.587	230.8	18:33.667		
10	5:53.627	4:28.241	49.080	36.306	163.5	24:08.499	10	5:41.659	4:18.641	47.347	35.671	117.0	24:15.326		
11	1:53.631	34.031	45.571	34.029	224.2	26:02.130	11	1:57.243	34.653	47.138	35.452	224.2	26:12.569		
49	Finn HARRISON GBR							71	Maxim REHM DEU						
	Campos Racing Tatuus F4 T-421								US Racing Tatuus F4 T-421						
1	2:23.266	52.842	52.444	37.980	101.8	2:23.266	1	2:38.766	1:07.692	50.586	40.488	143.1	2:38.766		
2	2:02.558	36.790	49.581	36.187	220.1	4:25.824	2	1:59.768	35.400	48.680	35.688	222.3	4:38.534		
3	2:00.617	36.053	49.168	35.396	217.4	6:26.441	3	1:58.486	34.878	47.749	35.859	226.5	6:37.020		
4	1:58.372	35.124	48.073	35.175	221.4	8:24.813	4	2:04.336	37.613	49.192	37.531	221.4	8:41.356		
5	1:58.277	35.051	47.937	35.289	221.4	10:23.090	5	1:58.163	34.806	47.659	35.698	226.5	10:39.519		
6	1:58.440	34.823	48.700	34.917	223.2	12:21.530	6	1:58.639	34.937	47.459	36.243	226.5	12:38.158		
7	1:57.124	34.923	46.967	35.234	225.1	14:18.654	7	1:58.449	35.320	47.791	35.338	226.5	14:36.607		
8	1:57.207	35.100	47.030	35.077	223.7	16:15.861	8	1:58.944	34.768	47.497	36.679	225.6	16:35.551		
9	2:09.655B	35.017	49.082	45.556	223.2	18:25.516	9	2:20.167B	36.889	53.530	49.748	225.1	18:55.718		
10	5:48.352	4:24.791	47.324	36.237	111.9	24:13.868	10	5:52.301	4:19.472	47.873	44.956	160.6	24:48.019		
11	1:57.362	35.292	46.922	35.148	219.6	26:11.230	11	1:56.478	34.132	47.150	35.196	225.1	26:44.497		
52	Oleksandr SAVINKOV ITA							74	Lenny RIED DEU						
	AKM Tatuus F4 T-421								Monlau Motorsport Tatuus F4 T-421						
1	2:14.479	45.207	51.899	37.373	144.6	2:14.479	1	3:06.926	1:22.156	1:03.108	41.662	153.1	3:06.926		
2	2:02.623	36.670	49.502	36.451	221.0	4:17.102	2	2:09.863	41.225	51.170	37.468	219.2	5:16.789		
3	2:01.593	35.962	49.746	35.885	222.8	6:18.695	3	2:01.562	36.092	49.283	36.187	220.5	7:18.351		
4	2:00.260	36.364	48.140	35.756	222.3	8:18.955	4	2:00.069	35.441	48.693	35.935	223.7	9:18.420		
5	1:58.862	35.331	47.911	35.620	227.0	10:17.817	5	2:00.112	35.722	48.384	36.006	223.7	11:18.532		
6	2:06.078B	35.360	48.573	42.145	226.0	12:23.895	6	1:59.487	35.311	48.438	35.738	224.6	13:18.019		
7	4:12.033	2:37.808	54.188	40.037	151.4	16:35.928	7	1:58.525	35.197	47.721	35.607	223.2	15:16.544		
8	2:22.240B	38.897	53.695	49.648	202.5	18:58.168	8	2:05.823B	35.040	47.865	42.918	223.2	17:22.367		
9	5:14.064	3:45.504	51.320	37.240	154.0	24:12.232	9	7:08.471	5:38.732	49.167	40.572	160.6	24:30.838		
10	1:59.488	35.885	47.646	35.957	227.4	26:11.720	10	1:56.758	34.690	46.782	35.286	225.1	26:27.596		



Formula Winter Series

WINTER SERIES - BARCELONA

Qualifying 2

Sector Analysis

— Invalidated Lap

■ Personal Best

■ Session Best

B Crossing the pit lane

Lap	Time	Sector 1	Sector 2	Sector 3	T.Spd	Elapsed	Lap	Time	Sector 1	Sector 2	Sector 3	T.Spd	Elapsed
77	Ella LLOYD												
	Rodin Motorsport												
1	3:03.111	1:17.799	1:02.072	43.240	119.1	3:03.111							
2	2:19.666	42.645	56.204	40.817	183.6	5:22.777							
3	2:11.742	39.502	53.384	38.856	201.7	7:34.519							
4	2:07.804	38.683	51.049	38.072	194.8	9:42.323							
5	2:04.714	37.797	49.885	37.032	202.8	11:47.037							
6	2:01.070	36.061	48.833	36.176	230.3	13:48.107							
7	1:58.659	35.226	47.603	35.830	229.4	15:46.766							
8	2:13.356 B	35.525	48.006	49.825	229.9	18:00.122							
9	6:36.678	5:06.634	48.578	41.466	154.4	24:36.800							
10	1:55.686	34.325	46.648	34.713	224.6	26:32.486							
87	Keanu ALAZHARI												
	MP Motorsport												
1	2:51.386	1:06.798	1:00.947	43.641	102.2	2:51.386							
2	2:21.547	43.519	56.635	41.393	198.4	5:12.933							
3	2:18.002	42.133	55.869	40.000	114.1	7:30.935							
4	2:12.235	42.482	51.735	38.018	116.8	9:43.170							
5	2:02.208	36.489	49.458	36.261	230.3	11:45.378							
6	1:59.703	35.903	47.746	36.054	230.3	13:45.081							
7	1:59.992	35.548	48.890	35.554	232.8	15:45.073							
8	2:12.704 B	34.772	46.962	50.970	228.9	17:57.777							
9	6:30.474	5:04.546	47.658	38.270	159.9	24:28.251							
10	1:56.098	34.969	46.123	35.006	227.9	26:24.349							
99	Thomas STRAUVEN												
	Rodin Motorsport												
1	3:36.055	1:55.096	58.685	42.274	132.7	3:36.055							
2	2:14.049	41.990	52.801	39.258	153.3	5:50.104							
3	2:08.441	38.999	51.058	38.384	196.2	7:58.545							
4	2:07.074	37.973	50.968	38.133	216.6	10:05.619							
5	2:04.710	36.644	50.331	37.735	229.4	12:10.329							
6	2:02.105	36.181	48.945	36.979	230.3	14:12.434							
7	1:59.752	35.780	48.027	35.945	230.3	16:12.186							
8	2:06.278 B	35.405	47.022	43.851	229.4	18:18.464							
9	6:11.153	4:46.307	47.300	37.546	158.7	24:29.617							
10	1:55.266	34.194	46.139	34.933	227.0	26:24.883							