

Formula Winter Series

WINTER SERIES - BARCELONA

Race 2

Sector Analysis

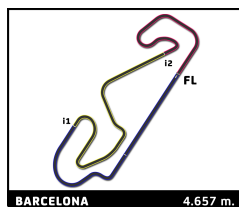
— Invalidated Lap

■ Personal Best

■ Session Best

B Crossing the pit lane

Lap	Time	Sector 1	Sector 2	Sector 3	T.Spd	Elapsed	Lap	Time	Sector 1	Sector 2	Sector 3	T.Spd	Elapsed
3	Griffin PEEBLES					ESP	9	René LAMMERS					NLD
	MP Motorsport					Tatuus F4 T-421		MP Motorsport					Tatuus F4 T-421
1	1:57.604	35.000	44.387	38.217		1:57.604	1	2:24.552	39.845	1:05.128	39.579		2:24.552
2	3:29.045	1:13.055	1:24.949	51.041	84.5	5:26.649	2	3:24.296	1:10.796	1:22.828	50.672	66.6	5:48.848
3	3:04.640	1:09.263	1:11.422	43.955	89.6	8:31.289	3	3:06.584	1:12.162	1:12.207	42.215	113.4	8:55.432
4	2:24.371	40.912	53.786	49.673	169.6	10:55.660	4	2:10.642	43.301	50.426	36.915	123.5	11:06.074
5	1:44.102	31.406	42.261	30.435	226.5	12:39.762	5	1:45.612	31.499	42.701	31.412	235.3	12:51.686
6	1:43.330	30.987	42.055	30.288	228.4	14:23.092	6	1:46.647	31.669	43.357	31.621	240.5	14:38.333
7	1:43.140	30.840	42.048	30.252	227.9	16:06.232	7	1:44.711	31.245	42.684	30.782	234.8	16:23.044
8	1:43.009	30.840	41.991	30.178	227.4	17:49.241	8	1:44.937	31.111	42.958	30.868	233.8	18:07.981
9	1:43.083	30.854	41.870	30.359	227.9	19:32.324	9	1:44.731	31.146	42.799	30.786	236.9	19:52.712
10	1:43.263	30.822	42.013	30.428	228.9	21:15.587	10	1:44.798	31.033	42.766	30.999	233.8	21:37.510
11	1:49.415	30.869	43.310	35.236	228.4	23:05.002	11	1:53.555	31.119	49.308	33.128	234.8	23:31.065
12	3:08.316	53.434	1:23.012	51.870	188.1	26:13.318	12	2:48.571	42.596	1:21.119	44.856	143.2	26:19.636
13	1:44.070	31.248	42.333	30.489	226.5	27:57.388	13	<u>1:46.826</u>	31.611	43.851	<u>31.364</u>	236.9	28:06.462
14	1:51.519	31.009	45.462	35.048	228.4	29:48.907	14	1:58.631	31.367	52.494	34.770	235.8	30:05.093
15	3:12.279	55.199	1:25.270	51.810	182.1	33:01.186	15	3:08.394	51.832	1:26.634	49.928	160.4	33:13.487
16	2:50.105	56.193	1:08.114	45.798	117.2	35:51.291	16	2:49.645	59.158	1:08.007	42.480	117.8	36:03.132
7	Maciej GLADYSZ					POL	10	Matheus FERREIRA					BRA
	MP Motorsport					Tatuus F4 T-421		US Racing					Tatuus F4 T-421
1	2:01.165	37.364	45.943	37.858		2:01.165	1	2:03.551	38.199	47.552	37.800		2:03.551
2	3:28.783	1:12.742	1:25.268	50.773	80.4	5:29.948	2	3:29.029	1:12.941	1:25.173	50.915	86.2	5:32.580
3	3:05.531	1:09.651	1:11.335	44.545	88.1	8:35.479	3	3:05.940	1:09.553	1:10.909	45.478	114.2	8:38.520
4	2:22.196	40.258	54.635	47.303	172.3	10:57.675	4	2:20.153	40.011	54.216	45.926	178.2	10:58.673
5	<u>1:45.352</u>	31.848	42.697	<u>30.807</u>	234.8	12:43.027	5	1:46.900	32.088	43.583	31.229	234.8	12:45.573
6	<u>1:44.393</u>	31.076	42.777	<u>30.540</u>	236.9	14:27.420	6	1:44.546	31.101	42.844	30.601	236.9	14:30.119
7	1:44.406	31.233	42.328	30.845	237.4	16:11.826	7	1:44.028	31.027	42.365	30.636	237.9	16:14.147
8	1:43.984	31.319	42.207	30.458	234.3	17:55.810	8	<u>1:44.575</u>	30.836	42.605	<u>31.134</u>	235.3	17:58.722
9	1:43.695	30.965	42.155	30.575	229.9	19:39.505	9	<u>1:44.086</u>	<u>30.905</u>	42.478	30.703	236.3	19:42.808
10	1:43.616	30.828	42.144	30.644	231.3	21:23.121	10	1:43.853	30.811	42.411	30.631	234.3	21:26.661
11	1:45.849	30.836	42.543	32.470	231.3	23:08.970	11	1:46.417	30.836	43.994	31.587	236.3	23:13.078
12	3:05.538	51.031	1:23.082	51.425	162.0	26:14.508	12	3:02.864	49.919	1:23.053	49.892	168.6	26:15.942
13	<u>1:45.116</u>	31.675	<u>42.603</u>	30.838	232.3	27:59.624	13	1:46.039	31.639	43.094	31.306	235.8	28:01.981
14	1:51.176	30.978	45.354	34.844	231.3	29:50.800							
15	3:12.341	55.029	1:25.183	52.129	178.2	33:03.141							
16	2:50.817	56.094	1:09.130	45.593	115.2	35:53.958							
8	Jan PRZYROWSKY					POL	11	Enzo TARNVANICHKUL					THA
	Campos Racing					Tatuus F4 T-421		Campos Racing					Tatuus F4 T-421
1	2:05.006	38.072	49.525	37.409		2:05.006	1	2:15.633	B 39.682	53.757	42.194		2:15.633
2	3:29.349	1:13.495	1:24.924	50.930	89.3	5:34.355	2	3:34.103	1:20.196	1:22.736	51.171	168.6	5:49.736
3	3:06.404	1:10.233	1:10.089	46.082	92.6	8:40.759	3	3:06.330	1:11.783	1:12.291	42.256	128.4	8:56.066
4	2:18.483	39.877	54.143	44.463	198.0	10:59.242	4	2:10.102	43.015	50.485	36.602	155.3	11:06.168
5	1:46.910	31.961	43.591	31.358	241.1	12:46.152	5	1:45.698	31.666	42.939	31.093	233.8	12:51.866
6	1:44.805	31.492	42.892	30.421	230.8	14:30.957	6	1:47.534	31.603	43.768	32.163	242.7	14:39.400
7	1:43.491	30.687	42.217	30.587	233.3	16:14.448	7	<u>1:45.945</u>	31.437	<u>43.037</u>	31.471	233.8	16:25.345
8	1:43.826	30.642	42.666	30.518	235.3	17:58.274	8	1:46.618	31.360	44.096	31.162	236.9	18:11.963
9	1:43.676	30.719	42.292	30.665	233.8	19:41.950	9	<u>1:45.986</u>	31.430	<u>43.010</u>	31.546	233.3	19:57.949
10	1:44.204	30.909	42.392	30.903	237.4	21:26.154	10	1:45.224	31.475	42.864	30.885	237.4	21:43.173
11	1:46.618	31.061	43.665	31.892	237.9	23:12.772	11	1:52.707	31.182	48.203	33.322	235.8	23:35.880
12	3:02.858	49.764	1:23.102	49.992	155.8	26:15.630	12	2:46.415	42.381	1:19.920	44.114	129.9	26:22.295
13	1:45.763	31.683	42.807	31.273	233.3	28:01.393	13	<u>1:46.682</u>	31.506	43.136	<u>32.040</u>	237.4	28:08.977
14	1:50.922	31.005	45.953	33.964	235.3	29:52.315	14	2:00.229	31.534	53.941	34.754	235.3	30:09.206
15	3:12.709	55.420	1:25.161	52.128	172.0	33:05.024	15	3:08.648	52.325	1:25.804	50.519	183.6	33:17.854
16	2:49.979	56.384	1:08.965	44.630	116.9	35:55.003	16	2:48.960	59.211	1:08.099	41.650	122.7	36:06.814
12	Gianmarco PRADEL					AUS	12	Gianmarco PRADEL					AUS
	US Racing					Tatuus F4 T-421		US Racing					Tatuus F4 T-421



Formula Winter Series

WINTER SERIES - BARCELONA

Race 2

Sector Analysis

_ Invalidated Lap							■ Personal Best							■ Session Best							■ Crossing the pit lane						
Lap	Time	Sector 1	Sector 2	Sector 3	T.Sp	Elapsed	Lap	Time	Sector 1	Sector 2	Sector 3	T.Sp	Elapsed														
1	1:59.292	36.657	44.705	37.930		1:59.292	7	<u>1:44.815</u>	31.121	42.750	<u>30.944</u>	237.9	16:18.999														
2	3:28.975	1:12.949	1:25.176	50.850	84.0	5:28.267	8	1:45.236	31.306	43.065	30.865	239.5	18:04.235														
3	3:05.141	1:09.397	1:11.441	44.303	78.0	8:33.408	9	1:44.577	30.866	42.747	30.964	233.8	19:48.812														
4	2:23.469	40.520	54.207	48.742	170.4	10:56.877	10	1:45.304	30.866	42.798	31.640	235.3	21:34.116														
5	1:44.576	31.406	42.503	30.667	236.3	12:41.453	11	1:51.153	31.147	45.917	34.089	236.9	23:25.269														
6	1:43.835	30.990	42.338	30.507	234.8	14:25.288	12	2:52.827	42.753	1:23.238	46.836	190.1	26:18.096														
7	1:43.560	30.889	42.243	30.428	233.8	16:08.848	13	<u>1:46.789</u>	31.670	43.383	<u>31.736</u>	235.3	28:04.885														
8	<u>1:43.488</u>	30.870	<u>42.143</u>	30.475	232.3	17:52.336	14	1:56.700	31.660	50.340	34.700	236.3	30:01.585														
9	1:43.668	30.844	42.085	30.739	232.8	19:36.004	15	3:09.315	52.322	1:25.560	51.433	185.5	33:10.900														
10	1:43.702	30.871	42.146	30.685	233.3	21:19.706	16	2:49.830	56.980	1:09.083	43.767	112.5	36:00.730														

14	Wiktor DOBRZANSKI	POL				
Tecnicar		Tatuus F4 T-421				
1	2:22.810	42.638	1:01.200	38.972		2:22.810
2	3:25.390	1:11.791	1:22.751	50.848	90.2	5:48.200
3	3:06.539	1:12.060	1:11.764	42.715	115.3	8:54.739
4	2:11.065	43.384	50.216	37.465	99.5	11:05.804
5	1:48.351	32.768	44.078	31.505	229.9	12:54.155
6	1:46.408	31.499	43.444	31.465	230.8	14:40.563
7	1:46.037	31.501	43.198	31.338	232.3	16:26.600
8	1:46.089	31.373	43.317	31.399	229.9	18:12.689
9	1:45.803	31.385	43.238	31.180	231.3	19:58.492
10	1:46.087	31.475	43.406	31.206	231.8	21:44.579
11	1:52.269	31.376	47.300	33.593	230.3	23:36.848
12	2:46.121	42.234	1:19.794	44.093	122.0	26:22.969
13	1:47.952	32.334	43.826	31.792	229.9	28:10.921
14	2:01.012	31.600	54.225	35.187	230.3	30:11.933
15	3:07.639	51.578	1:25.734	50.327	200.6	33:19.572
16	2:49.754	59.461	1:07.875	42.418	142.7	36:09.326

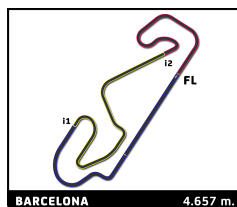
18	Andrés CÁRDENAS	PER				
Campos Racing		Tatuus F4 T-421				
1	1:57.967	35.889	44.117	37.961		1:57.967
2	3:29.089	1:13.177	1:24.920	50.992	87.1	5:27.056
3	3:04.752	1:09.331	1:11.470	43.951	83.9	8:31.808
4	2:24.384	40.907	53.940	49.537	171.2	10:56.192
5	1:44.796	31.578	42.571	30.647	231.8	12:40.988
6	1:43.609	31.055	42.177	30.377	230.3	14:24.597
7	1:43.266	30.852	42.006	30.408	230.8	16:07.863
8	1:43.217	30.854	42.114	30.249	227.4	17:51.080
9	1:43.087	30.802	41.988	30.297	230.8	19:34.167
10	1:43.181	30.777	42.069	30.335	231.3	21:17.348
11	1:48.130	30.778	42.459	34.893	231.3	23:05.478
12	3:08.276	53.361	1:23.146	51.769	178.8	26:13.754
13	1:44.246	31.386	42.341	30.519	231.3	27:58.000
14	1:51.503	31.014	45.357	35.132	233.8	29:49.503
15	3:12.106	55.127	1:25.297	51.682	182.1	33:01.609
16	2:50.036	56.008	1:08.576	45.452	117.4	35:51.645

19	Kabir ANURAG	SGP				
US Racing		Tatuus F4 T-421				
1	2:08.214	38.887	51.065	38.262		2:08.214
2	3:28.358	1:11.792	1:24.668	51.898	85.0	5:36.572
3	3:05.647	1:10.343	1:09.506	45.798	94.5	8:42.219
4	2:17.417	40.585	54.358	42.474	177.1	10:59.636
5	1:48.960	31.776	44.288	32.896	240.0	12:48.596
6	1:45.588	31.908	42.758	30.922	235.8	14:34.184

21	Lucas FLUXÁ	ESP				
F4MP Motorsport		Tatuus F4 T-421				
1	2:02.084	37.507	46.716	37.861		2:02.084
2	3:29.069	1:12.610	1:25.408	51.051	80.4	5:31.153
3	3:05.210	1:09.084	1:11.371	44.755	91.1	8:36.363
4	2:21.621	40.126	54.755	46.740	142.9	10:57.984
5	<u>1:47.216</u>	32.173	43.794	<u>31.249</u>	233.8	12:45.200
6	1:44.557	31.022	42.743	30.792	233.8	14:29.757
7	1:43.969	31.013	42.343	30.613	234.3	16:13.726
8	1:43.791	30.889	42.299	30.603	232.8	17:57.517
9	1:44.108	30.921	42.507	30.680	234.3	19:41.625
10	1:44.230	31.012	42.405	30.813	236.9	21:25.855
11	1:46.366	30.962	43.408	31.996	235.3	23:12.221
12	3:03.096	49.606	1:23.205	50.285	150.2	26:15.317
13	<u>1:45.529</u>	31.423	42.943	<u>31.163</u>	231.3	28:00.846
14	1:50.807	31.234	45.472	34.101	235.8	29:51.653
15	3:12.588	55.386	1:25.226	51.976	168.6	33:04.241
16	2:50.376	56.225	1:09.352	44.799	116.5	35:54.617

22	Nathanael BERREBY	CHE				
Maffi Racing		Tatuus F4 T-421				
1	2:22.077	42.505	1:00.851	38.721		2:22.077
2	3:25.464	1:11.681	1:22.554	51.229	84.1	5:47.541
3	3:06.446	1:11.737	1:11.715	42.994	110.6	8:53.987
4	2:11.638	43.345	50.305	37.988	111.6	11:05.625
5	1:50.486	33.502	44.896	32.088	227.4	12:56.111
6	1:47.472	31.989	43.668	31.815	227.4	14:43.583
7	1:47.594	32.147	43.610	31.837	228.9	16:31.177
8	1:46.816	31.889	43.354	31.573	225.6	18:17.993
9	1:47.740	31.730	44.387	31.623	226.0	20:05.733
10	1:46.255	31.551	43.207	31.497	227.9	21:51.988
11	1:46.455	31.459	43.147	31.849	227.9	23:38.443
12	2:45.311	42.247	1:19.116	43.948	120.1	26:23.754
13	<u>1:48.557</u>	32.421	43.691	<u>32.445</u>	228.4	28:12.311
14	<u>2:00.579</u>	<u>32.062</u>	53.492	35.025	226.5	30:12.890
15	3:07.962	52.021	1:26.277	49.664	187.4	33:20.852
16	2:51.251	59.552	1:07.528	44.171	124.4	36:12.103

23	Preston LAMBERT	USA				
Rodin Motorsport		Tatuus F4 T-421				
1	2:21.260	41.704	1:01.112	38.444		2:21.260
2	3:25.168	1:11.841	1:22.509	50.818	86.6	5:46.428
3	3:06.194	1:12.041	1:11.552	42.601	104.6	8:52.622
4	2:12.154	43.462	50.962	37.730	120.3	11:04.776
5	<u>1:46.570</u>	31.786	<u>43.384</u>	31.400	233.3	12:51.346
6	1:47.551	31.934	43.814	31.803	240.0	14:38.897



Formula Winter Series

WINTER SERIES - BARCELONA

Race 2

Sector Analysis

— Invalidated Lap

■ Personal Best

■ Session Best

■ Crossing the pit lane

Lap	Time	Sector 1	Sector 2	Sector 3	T.Spd	Elapsed	Lap	Time	Sector 1	Sector 2	Sector 3	T.Spd	Elapsed
7	1:46.039	31.620	43.262	31.157	236.9	16:24.936	7	<u>1:44.772</u>	31.224			235.8	16:22.528
8	<u>1:46.123</u>	31.484	43.453	<u>31.186</u>	234.8	18:11.059	8	1:45.080	31.009			234.3	18:07.608
9	<u>1:46.508</u>	<u>31.919</u>	43.353	31.236	231.8	19:57.567	9	1:44.301	30.931			232.8	19:51.909
10	<u>1:45.233</u>	31.537	<u>42.796</u>	30.900	232.8	21:42.800	10	<u>1:45.016</u>	30.872	<u>43.201</u>	30.943	235.8	21:36.925
11	1:52.446	31.216	48.095	33.135	232.3	23:35.246	11	1:53.636	31.322	48.160	34.154	236.9	23:30.561
12	2:46.794	42.533	1:19.921	44.340	140.6	26:22.040	12	2:48.788	42.151	1:21.465	45.172	177.1	26:19.349
13	1:48.251	32.450	44.290	31.511	232.8	28:10.291	13	<u>1:46.739</u>	31.795	43.660	<u>31.284</u>	237.4	28:06.088
14	2:00.436	31.388	54.300	34.748	235.3	30:10.727	14	1:57.364	31.178	51.402	34.784	236.9	30:03.452
15	3:08.282	52.242	1:25.714	50.326	194.5	33:19.009	15	3:09.018	51.442	1:26.448	51.128	189.4	33:12.470
16	2:49.695	59.336	1:07.828	42.531	135.9	36:08.704	16	2:49.338	58.304	1:08.418	42.616	120.8	36:01.808

24**Adam HIDEG**

HUN

Jenzer Motorsport

Tatuus F4 T-421

1	2:17.006	40.733	59.256	37.017		2:17.006
2	3:26.238	1:12.544	1:23.025	50.669	87.1	5:43.244
3	3:06.234	1:11.737	1:09.941	44.556	108.9	8:49.478
4	2:13.318	43.045	51.285	38.988	147.9	11:02.796
5	1:46.840	31.516	43.662	31.662	234.8	12:49.636
6	1:47.553	31.959	43.913	31.681	238.9	14:37.189
7	1:44.656	31.295	42.524	30.837	230.8	16:21.845
8	1:44.460	31.167	42.605	30.688	231.3	18:06.305
9	1:45.039	31.032	42.897	31.110	233.3	19:51.344
10	<u>1:45.286</u>	31.216	<u>43.068</u>	31.002	237.4	21:36.630
11	1:52.993	31.093	43.913	33.989	237.9	23:29.623
12	2:49.495	42.066	1:22.072	45.357	187.4	26:19.118
13	<u>1:48.424</u>	32.249	44.379	<u>31.796</u>	232.3	28:07.542
14	1:59.000	31.322	52.724	34.954	236.3	30:06.542
15	3:07.894	51.898	1:26.239	49.757	164.7	33:14.436
16	2:49.532	59.691	1:08.350	41.491	109.2	36:03.968

25**Arthur DORISON**

FRA

Jenzer Motorsport

Tatuus F4 T-421

1	2:04.345	38.592	48.061	37.692		2:04.345
2	3:29.122	1:13.351	1:25.026	50.745	88.5	5:33.467
3	3:06.302	1:10.027	1:10.419	45.856	88.8	8:39.769
4	2:19.279	40.101	54.064	45.114	209.1	10:59.048
5	1:47.450	31.923	43.790	31.737	236.9	12:46.498
6	1:45.482	31.684	42.938	30.860	236.3	14:31.980
7	1:44.861	31.069	<u>42.996</u>	30.796	236.9	16:16.841
8	1:44.521	31.113	42.430	30.978	231.8	18:01.362
9	1:44.928	31.443	42.607	30.878	231.8	19:46.290
10	1:47.481	32.243	43.607	31.631	230.3	21:33.771
11	1:49.280	31.058	45.253	32.969	235.3	23:23.051
12	2:54.727	43.979	1:23.634	47.114	228.4	26:17.778
13	1:46.644	31.387	43.487	31.770	236.3	28:04.422
14	1:53.215	31.746	48.083	33.386	232.3	29:57.637
15	3:11.790	54.914	1:25.580	51.296	147.1	33:09.427
16	2:50.160	57.062	1:08.647	44.451	102.3	35:59.587

26**Enea FREY**

CHE

Jenzer Motorsport

Tatuus F4 T-421

1	2:15.992	40.573	58.634	36.785		2:15.992
2	3:26.221	1:12.455	1:23.448	50.318	95.4	5:42.213
3	3:06.172	1:11.912	1:09.861	44.399	129.7	8:48.385
4	2:13.970	43.288	51.638	39.044	162.0	11:02.355
5	1:46.968	31.814	43.427	31.727	236.9	12:49.323
6	<u>1:48.433</u>	32.427	<u>43.653</u>	32.353	240.5	14:37.756

28**Douwe DEDECKER**

BEL

GRS

Tatuus F4 T-421

1	2:02.742	37.915	46.878	37.949		2:02.742
2	3:29.021	1:12.709	1:25.146	51.166	82.6	5:31.763
3	3:05.784	1:09.198	1:11.129	45.457	102.3	8:37.547
4	2:20.646	40.130	54.248	46.268	156.4	10:58.193
5	<u>1:46.546</u>	32.201	43.416	<u>30.929</u>	234.8	12:44.739
6	1:44.423	31.051	42.812	30.560	230.3	14:29.162
7	1:43.868	31.039	42.288	30.541	232.3	16:13.030
8	<u>1:44.000</u>	31.065	<u>42.367</u>	30.568	229.4	17:57.030
9	1:44.303	31.078	42.492	30.733	233.8	19:41.333
10	1:44.102	30.988	42.425	30.689	234.3	21:25.435
11	1:46.356	30.961	43.057	32.338	233.3	23:11.791
12	3:03.353	49.503	1:23.100	50.750	154.2	26:15.144
13	1:46.680	31.867	42.990	31.823	228.4	28:01.824
14	1:54.315	32.851	48.425	33.039	230.3	29:56.139
15	3:12.215	55.028	1:25.627	51.560	140.8	33:08.354
16	2:50.913	57.224	1:08.584	45.105	98.7	35:59.267

31**Akshay BOHRA**

IND

US Racing

Tatuus F4 T-421

1	2:06.224	38.610	49.833	37.781		2:06.224
2	3:28.935	1:12.894	1:24.809	51.232	87.7	5:35.159
3	3:06.366	1:10.243	1:10.250	45.873	93.7	8:41.525
4	2:18.029	39.626	54.909	43.494	197.7	10:59.554
5	1:47.588	32.161	43.868	31.559	236.9	12:47.142
6	1:45.171	31.258	43.033	30.880	236.3	14:32.313
7	1:44.910	31.143	43.168	30.599	239.5	16:17.223
8	<u>1:44.405</u>	30.961	<u>42.439</u>	31.005	237.4	18:01.628
9	1:44.852	31.613	42.380	30.859	235.3	19:46.480
10	1:44.081	31.494	42.102	30.485	231.3	21:30.561
11	1:46.595	30.785	44.067	31.743	232.8	23:17.156
12	2:59.213	47.193	1:23.233	48.787	197.0	26:16.369
13	1:45.954	31.344	43.211	31.399	239.5	28:02.323
14	1:50.967	31.428	45.927	33.612	235.8	29:53.290
15	3:12.707	55.023	1:25.209	52.475	161.1	33:05.997
16	2:49.223	56.309	1:08.911	44.003	121.7	35:55.220

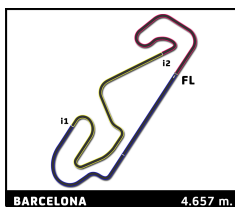
33**Mikkel PEDERSEN**

DNK

DriveX

Tatuus F4 T-421

1	2:15.348	39.985	58.580	36.783		2:15.348
2	3:26.435	1:12.533	1:23.407	50.495	87.7	5:41.783
3	3:06.237	1:11.952	1:09.484	44.801	121.5	8:48.020
4	2:13.922	42.226	52.405	39.291	151.4	11:01.942
5	1:47.190	31.784	43.516	31.890	236.9	12:49.132
6	<u>1:46.164</u>	32.253	<u>43.073</u>	30.838	240.5	14:35.296



Formula Winter Series

WINTER SERIES - BARCELONA

Race 2

Sector Analysis

— Invalidated Lap

■ Personal Best

■ Session Best

B Crossing the pit lane

Lap	Time	Sector 1	Sector 2	Sector 3	T.Spd	Elapsed	Lap	Time	Sector 1	Sector 2	Sector 3	T.Spd	Elapsed
7	1:44.544	31.054	42.579	30.911	233.8	16:19.840	7	1:43.482	30.804	42.224	30.454	233.8	16:09.338
8	1:45.426	31.079	43.238	31.109	236.9	18:05.266	8	1:43.354	30.784	42.141	30.429	232.8	17:52.692
9	1:44.863	31.187	42.859	30.817	236.3	19:50.129	9	1:43.692	30.895	42.105	30.692	234.3	19:36.384
10	1:44.235	30.997	42.396	30.842	231.8	21:34.364	10	1:43.682	30.901	42.305	30.476	235.3	21:20.066
11	1:51.428	31.271	47.433	32.724	237.4	23:25.792	11	1:46.345	30.786	42.277	33.282	234.8	23:06.411
12	2:52.433	43.413	1:22.641	46.379	180.9	26:18.225	12	3:07.823	53.084	1:23.021	51.718	185.8	26:14.234
13	<u>1:46.392</u>	31.628	42.958	<u>31.806</u>	233.3	28:04.617	13	<u>1:44.403</u>	31.416	42.385	<u>30.602</u>	231.8	27:58.637
14	1:53.787	31.658	48.716	33.413	234.3	29:58.404	14	1:51.497	30.973	45.478	35.046	232.3	29:50.134
15	3:11.929	54.921	1:25.554	51.454	142.7	33:10.333	15	3:12.476	55.144	1:25.216	52.116	172.3	33:02.610
16	2:49.751	56.757	1:08.620	44.374	108.5	36:00.084	16	2:49.661	56.058	1:08.802	44.801	115.8	35:52.271

35**Flavio OLIVIERI**

ITA

CRAM

Tatuus F4 T-421

1	2:03.126	37.721	47.405	38.000		2:03.126
2	3:28.981	1:12.735	1:25.210	51.036	88.3	5:32.107
3	3:05.894	1:09.639	1:10.823	45.432	109.9	8:38.001
4	2:20.579	39.937	54.428	46.214	161.3	10:58.580
5	<u>1:47.461</u>	32.244	43.231	<u>31.986</u>	230.8	12:46.041
6	1:45.528	31.456	43.005	31.067	228.9	14:31.569
7	1:44.248	30.973	42.556	30.719	232.3	16:15.817
8	1:43.842	31.044	42.312	30.486	229.4	17:59.659
9	1:43.832	30.914	42.431	30.487	231.3	19:43.491
10	1:43.702	30.786	42.338	30.578	233.3	21:27.193
11	1:46.758	30.866	44.211	31.681	232.8	23:13.951
12	3:02.152	49.559	1:23.063	49.530	175.1	26:16.103
13	1:46.369	31.987	43.233	31.149	233.3	28:02.472
14	1:51.150	31.600	46.064	33.486	235.8	29:53.622
15	3:12.783	55.095	1:25.245	52.443	160.8	33:06.405
16	2:49.003	56.319	1:09.199	43.485	94.9	35:55.408

37**Filippo FIORENTINO**

BRA

CRAM

Tatuus F4 T-421

1	2:19.062	41.685	59.619	37.758		2:19.062
2	3:25.469	1:12.323	1:23.142	50.004	85.3	5:44.531
3	3:06.554	1:12.218	1:11.670	42.666	94.0	8:51.085
4	2:12.661	42.986	51.369	38.306	128.8	11:03.746
5	1:46.516	31.897	43.302	31.317	237.9	12:50.262
6	<u>1:47.260</u>	31.709	<u>44.103</u>	31.448	240.5	14:37.522
7	1:56.831	31.835	54.071	30.925	235.3	16:34.353
8	1:44.405	31.162	42.588	30.655	229.9	18:18.758
9	1:45.745	31.246	43.617	30.882	233.3	20:04.503
10	1:44.659	31.242	42.538	30.879	230.8	21:49.162
11	1:48.389	31.062	44.215	33.112	231.3	23:37.551
12	2:45.480	42.250	1:19.530	43.700	116.3	26:23.031
13	1:46.410	31.722	43.514	31.174	232.8	28:09.441
14	2:00.411	31.428	54.405	34.578	236.3	30:09.852
15	3:08.290	52.430	1:25.564	50.296	183.6	33:18.142
16	2:48.744	59.465	1:07.905	41.374	133.9	36:06.886

44**Ernesto RIVERA**

MEX

Campos Racing

Tatuus F4 T-421

1	1:58.682	36.250	44.322	38.110		1:58.682
2	3:29.089	1:13.108	1:25.072	50.909	84.1	5:27.771
3	3:04.931	1:09.457	1:11.288	44.186	81.3	8:32.702
4	2:23.982	40.718	54.189	49.075	187.4	10:56.684
5	1:45.311	31.934	42.681	30.696	230.8	12:41.995
6	1:43.861	30.947	42.325	30.589	233.3	14:25.856

45**Jack BEETON**

AUS

US Racing

Tatuus F4 T-421

1	2:13.872	41.004	55.250	37.618		2:13.872
2	3:26.704	1:11.907	1:24.610	50.187	97.2	5:40.576
3	3:05.667	1:10.656	1:10.285	44.726	118.4	8:46.243
4	2:14.825	41.971	52.988	39.866	163.7	11:01.068
5	<u>1:47.012</u>	31.389	43.615	<u>32.008</u>	240.0	12:48.080
6	<u>1:45.037</u>	<u>30.991</u>	43.073	30.973	235.3	14:33.117
7	1:45.364	30.985	42.873	31.506	238.4	16:18.481
8	<u>1:44.302</u>	30.979	<u>42.434</u>	30.889	237.4	18:02.783
9	<u>1:45.212</u>	31.087	43.108	<u>31.017</u>	233.8	19:47.995
10	1:45.175	31.051	43.153	30.971	238.4	21:33.170
11	1:47.840	30.933	44.932	31.975	233.8	23:21.010
12	2:56.528	45.596	1:23.353	47.579	210.3	26:17.538
13	<u>1:46.437</u>	31.434	43.534	<u>31.469</u>	235.8	28:03.975
14	1:52.543	31.281	48.290	32.972	239.5	29:56.518
15	3:12.161	55.155	1:25.542	51.464	138.3	33:08.679
16	2:50.708	57.368	1:08.377	44.963	100.2	35:59.387

46**Peter BOUZINELOS**

AUS

MP Motorsport

Tatuus F4 T-421

1	2:13.170	39.433	56.106	37.631		2:13.170
2	3:26.204 B	1:12.105	1:24.575	49.524	94.7	5:39.374
3	3:17.760	1:23.688	1:12.379	41.693	167.3	8:57.134
4	2:09.579	42.712	50.510	36.357	141.4	11:06.713
5	1:46.167	32.211	42.970	30.986	234.8	12:52.880
6	1:46.337	31.296	43.332	31.709	233.3	14:39.217
7	1:46.338	31.944	42.986	31.408	232.8	16:25.555
8	1:45.645	31.336	43.154	31.155	237.4	18:11.200
9	1:44.338	31.119	42.391	30.828	233.8	19:55.538
10	1:44.548	30.833	42.660	31.055	236.3	21:40.086
11	1:53.686	31.195	48.687	33.804	235.3	23:33.772
12	2:47.348	42.303	1:20.428	44.617	152.3	26:21.120
13	1:46.785	31.607	43.316	31.862	240.5	28:07.905
14	1:59.549	31.072	53.447	35.030	238.4	30:07.454
15	3:07.929	51.823	1:26.158	49.948	164.7	33:15.383
16	2:50.059	59.853	1:08.412	41.794	120.0	36:05.442

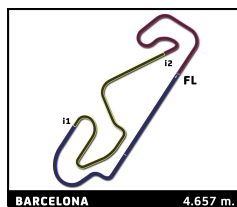
48**Nathan TYE**

GBR

Campos Racing

Tatuus F4 T-421

1	2:00.559	37.278	45.485	37.796		2:00.559
2	3:28.913	1:12.980	1:25.113	50.820	80.6	5:29.472
3	3:05.442	1:09.652	1:11.363	44.427	86.5	8:34.914
4	2:22.585	40.327	54.654	47.604	179.7	10:57.499
5	1:53.567	32.538	43.864	37.165	230.3	12:51.066
6	1:47.545	31.984	43.399	32.162	233.8	14:38.611



Formula Winter Series

WINTER SERIES - BARCELONA

Race 2

Sector Analysis

— Invalidated Lap

■ Personal Best

■ Session Best

B Crossing the pit lane

Lap	Time	Sector 1	Sector 2	Sector 3	T.Sp	Elapsed	Lap	Time	Sector 1	Sector 2	Sector 3	T.Sp	Elapsed
7	1:45.908	31.564	43.250	31.094	234.3	16:24.519	7	1:44.470	31.208	42.465	30.797	230.8	16:11.578
8	1:44.490	31.401	42.509	30.580	227.0	18:09.009	8	1:45.130	31.856	42.584	30.690	230.3	17:56.708
9	1:44.225	31.147	42.374	30.704	232.8	19:53.234	9	1:44.041	30.992	42.334	30.715	231.3	19:40.749
10	1:44.576	30.906	42.637	31.033	236.9	21:37.810	10	1:44.083	30.978	42.299	30.806	231.3	21:24.832
11	1:53.887	31.204	49.715	32.968	237.4	23:31.697	11	1:45.979	30.958	42.900	32.121	230.3	23:10.811
12	2:48.505	42.806	1:20.971	44.728	145.9	26:20.202	12	3:03.918	49.755	1:23.195	50.968	169.6	26:14.729
13	1:46.630	31.551	43.847	31.232	234.8	28:06.832	13	1:45.799	31.800	42.983	31.016	236.3	28:00.528
14	1:57.032	31.314	51.108	34.610	237.9	30:03.864	14	1:50.664	31.225	45.016	34.423	230.3	29:51.192
15	3:09.095	51.685	1:26.577	50.833	184.3	33:12.959	15	3:12.502	55.328	1:25.067	52.107	182.4	33:03.694
16	2:48.942	58.345	1:08.473	42.124	116.3	36:01.901	16	2:50.578	56.153	1:09.390	45.035	118.2	35:54.272

49 Finn HARRISON		GBR				
Campos Racing		Tatuus F4 T-421				
1	2:08.922	39.018	51.408	38.496	2:08.922	
2	3:28.083	1:12.044	1:24.032	52.007	90.9	5:37.005
3	3:05.508	1:10.501	1:09.467	45.540	94.5	8:42.513
4	2:17.331	40.580	54.466	42.285	166.5	10:59.844
5	1:48.068	32.447	43.887	31.734	239.5	12:47.912
6	1:45.854	31.465	43.016	31.373	234.3	14:33.766
7	1:44.968	31.045	42.773	31.150	235.8	16:18.734
8	1:44.567	31.199	42.662	30.706	236.9	18:03.301
9	1:50.474	31.130	42.858	36.486	232.3	19:53.775
10	2:05.564	52.076	42.661	30.827	165.2	21:59.339
11	1:45.305	31.273	42.757	31.275	229.9	23:44.644
12	2:39.795	36.367	1:19.238	44.190	227.9	26:24.439
13	1:47.273	33.128	42.917	31.228	230.3	28:11.712
14	2:00.551	31.258	54.427	34.866	235.3	30:12.263
15	3:07.737	51.868	1:25.861	50.008	175.4	33:20.000
16	2:51.218	59.391	1:08.071	43.756	119.7	36:11.218

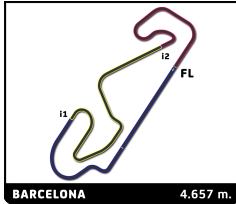
52 Oleksandr SAVINKOV		ITA				
AKM		Tatuus F4 T-421				
1	2:18.144	41.449	59.019	37.676	2:18.144	
2	3:25.830	1:12.375	1:22.901	50.554	87.6	5:43.974
3	3:06.537	1:12.163	1:11.295	43.079	91.1	8:50.511
4	2:12.973	42.812	51.165	38.996	135.2	11:03.484
5	1:46.587	31.791	43.413	31.383	232.8	12:50.071
6	1:48.074	32.087	43.859	32.128	236.3	14:38.145
7	1:46.229	31.786	43.119	31.324	230.8	16:24.374
8	1:45.406	31.897	42.689	30.820	227.0	18:09.780
9	1:44.909	31.244	42.810	30.855	232.3	19:54.689
10	1:44.819	31.271	42.761	30.787	229.9	21:39.508
11	1:53.094	31.039	48.846	33.209	231.3	23:32.602
12	2:48.247	42.928	1:20.404	44.915	143.6	26:20.849
13	1:47.685	31.632	43.424	32.629	234.3	28:08.534
14	2:00.084	31.613	53.558	34.913	236.3	30:08.618
15	3:08.459	52.280	1:25.719	50.460	162.0	33:17.077
16	2:49.076	59.271	1:08.565	41.240	111.7	36:06.153

57 Reno FRANCOT		NLD				
GRS		Tatuus F4 T-421				
1	1:59.804	36.766	45.211	37.827	1:59.804	
2	3:29.099	1:13.192	1:25.122	50.785	77.8	5:28.903
3	3:05.286	1:09.394	1:11.473	44.419	76.5	8:34.189
4	2:23.009	40.385	54.348	48.276	185.2	10:57.198
5	1:45.485	31.785	42.918	30.782	232.3	12:42.683
6	1:44.425	31.157	42.543	30.725	232.3	14:27.108

66 Francisco MACEDO		PRT				
DriveX		Tatuus F4 T-421				
1	2:10.686	39.214	53.469	38.003	2:10.686	
2	3:28.168	1:12.803	1:25.124	50.241	108.7	5:38.854
3	3:05.640	1:10.819	1:10.338	44.483	107.9	8:44.494
4	2:16.031	41.967	53.225	40.839	159.4	11:00.525
5	1:47.989	31.636	43.815	32.538	234.8	12:48.514
6	1:47.357	32.555	43.214	31.588	233.3	14:35.871
7	1:44.833	31.136	42.575	31.122	233.8	16:20.704
8	1:45.059	31.247	42.815	30.997	231.8	18:05.763
9	1:45.300	31.233	42.860	31.207	233.3	19:51.063
10	1:45.262	31.157	42.931	31.174	236.3	21:36.325
11	1:52.726	30.979	47.258	34.489	234.3	23:29.051
12	2:49.669	42.171	1:21.921	45.577	198.0	26:18.720
13	1:46.438	31.749	43.217	31.472	236.3	28:05.158
14	1:57.586	31.811	50.882	34.893	236.3	30:02.744
15	3:08.950	51.795	1:26.016	51.139	183.0	33:11.694
16	2:49.274	57.228	1:08.611	43.435	115.5	36:00.968

71 Maxim REHM		DEU				
US Racing		Tatuus F4 T-421				
1	2:09.815	39.528	52.006	38.281	2:09.815	
2	3:28.603	1:12.724	1:25.156	50.723	103.5	5:38.418
3	3:05.198	1:10.589	1:10.451	44.158	94.8	8:43.616
4	2:16.462	41.079	54.260	41.123	155.1	11:00.078
5	1:47.455	31.820	44.010	31.625	242.7	12:47.533
6	1:45.191	31.161	43.167	30.863	237.9	14:32.724
7	1:45.010	31.010	43.223	30.777	236.3	16:17.734
8	1:44.266	30.933	42.527	30.806	236.3	18:02.000
9	1:45.127	31.625	42.733	30.769	236.9	19:47.127
10	1:44.289	31.114	42.487	30.688	235.3	21:31.416
11	1:46.961	30.881	44.260	31.820	234.3	23:18.377
12	2:58.597	47.219	1:23.478	47.900	193.8	26:16.974
13	1:46.171	31.473	43.660	31.038	235.3	28:03.145
14	1:51.276	31.529	46.645	33.102	237.9	29:54.421
15	3:12.963	55.182	1:25.269	52.512	133.9	33:07.384
16	2:48.937	56.262	1:08.857	43.818	98.0	35:56.321

74 Lenny RIED		DEU				
Monlau Motorsport		Tatuus F4 T-421				
1	2:11.748	40.248	53.956	37.544	2:11.748	
2	3:28.392	1:12.743	1:24.913	50.736	94.5	5:40.140
3	3:05.519	1:10.706	1:10.003	44.810	107.0	8:45.659
4	2:15.241	42.112	53.078	40.051	172.0	11:00.900
5	1:48.027	31.920	43.787	32.320	238.9	12:48.927
6	1:45.748	31.799	43.011	30.938	239.5	14:34.675



Formula Winter Series

WINTER SERIES - BARCELONA

Race 2

Sector Analysis

— Invalidated Lap

■ Personal Best

■ Session Best

B Crossing the pit lane

Lap	Time	Sector 1	Sector 2	Sector 3	T.Sp	Elapsed	Lap	Time	Sector 1	Sector 2	Sector 3	T.Sp	Elapsed
7	1:44.859	31.217	42.685	30.957	234.8	16:19.534							
8	1:45.440	31.076	43.196	31.168	233.8	18:04.974							
9	1:45.748	31.145	43.062	31.541	233.8	19:50.722							
10	1:45.084	31.248	42.919	30.917	234.8	21:35.806							
11	1:50.940	31.067	46.634	33.239	232.8	23:26.746							
12	2:51.867	43.255	1:22.557	46.055	190.7	26:18.613							
13	1:46.958	32.036	43.569	31.353	233.8	28:05.571							
14	2:00.000	31.655	53.456	34.889	236.9	30:05.571							
15	3:08.242	51.791	1:26.664	49.787	159.4	33:13.813							
16	2:49.903	59.463	1:08.222	42.218	113.4	36:03.716							

87

Keanu ALAZHARI

UAE

MP Motorsport

Tatuus F4 T-421

1	2:14.330	40.696	56.381	37.253		2:14.330
2	3:26.708	1:12.097	1:24.370	50.241	94.1	5:41.038
3	3:05.732	1:10.701	1:10.253	44.778	134.1	8:46.770
4	2:14.776	42.051	53.172	39.553	178.2	11:01.546
5	1:47.187	31.398	43.906	31.883	236.9	12:48.733
6	1:44.685	31.251	42.483	30.951	240.5	14:33.418
7	1:44.728	30.978	42.816	30.934	235.8	16:18.146
8	1:44.018	30.911	42.421	30.686	234.8	18:02.164
9	1:45.279	31.656	42.792	30.831	237.4	19:47.443
10	1:44.318	31.059	42.753	30.506	235.8	21:31.761
11	1:47.192	30.968	44.829	31.395	235.8	23:18.953
12	2:58.268	47.148	1:23.369	47.751	204.4	26:17.221
13	1:46.338	31.434	43.523	31.381	235.8	28:03.559
14	1:51.379	31.236	47.376	32.767	235.8	29:54.938
15	3:12.966	55.320	1:25.362	52.284	134.9	33:07.904
16	2:48.672	56.312	1:09.078	43.282	96.6	35:56.576

99

Thomas STRAUVEN

BEL

Rodin Motorsport

Tatuus F4 T-421

1	2:20.310	41.825	1:00.208	38.277		2:20.310
2	3:25.174	1:12.082	1:22.605	50.487	81.9	5:45.484
3	3:06.240	1:12.227	1:11.315	42.698	101.7	8:51.724
4	2:12.540	43.132	51.239	38.169	126.1	11:04.264
5	1:46.905	31.581	43.454	31.870	234.8	12:51.169
6	1:48.536	31.178	43.791	33.567	236.3	14:39.705
7	1:46.079	31.666	43.012	31.401	234.8	16:25.784
8	1:45.816	31.414	43.222	31.180	237.4	18:11.600
9	1:44.850	31.443	42.823	30.584	235.8	19:56.450
10	1:44.049	30.830	42.521	30.698	233.8	21:40.499
11	1:54.143	31.039	49.140	33.964	236.3	23:34.642
12	2:46.840	42.674	1:19.732	44.434	145.0	26:21.482
13	1:46.649	31.494	43.378	31.777	237.4	28:08.131
14	2:00.022	31.306	53.858	34.858	238.4	30:08.153
15	3:08.516	52.148	1:25.782	50.586	166.5	33:16.669
16	2:49.050	58.970	1:08.697	41.383	116.8	36:05.719